



US00D824093S

(12) **United States Design Patent** (10) **Patent No.:** **US D824,093 S**
Kauss (45) **Date of Patent:** **** Jul. 24, 2018**

(54) **ELECTRONIC VAPORIZER**

- (71) Applicant: **Altria Client Services LLC**,
Richmond, VA (US)
- (72) Inventor: **Charles P. Kauss**, Atlanta, GA (US)
- (73) Assignee: **Altria Client Services LLC**,
Richmond, VA (US)
- (**) Term: **15 Years**
- (21) Appl. No.: **29/614,142**
- (22) Filed: **Aug. 16, 2017**

Related U.S. Application Data

- (63) Continuation of application No. 29/572,791, filed on Jul. 29, 2016.
- (51) **LOC (11) Cl.** **27-01**
- (52) **U.S. Cl.**
USPC **D27/101**
- (58) **Field of Classification Search**
USPC D27/101, 106, 108, 163, 165, 167, 169,
D27/172, 173, 174, 175, 183, 186, 187,
D27/188, 189, 190, 193, 195, 125, 131,
D27/141, 142, 152, 153, 160; D24/108,
(Continued)

(56) **References Cited**

U.S. PATENT DOCUMENTS

- D262,662 S 1/1982 Stuetzer et al.
- D347,490 S 5/1994 Gee et al.
- D422,113 S 3/2000 Higgins
(Continued)

FOREIGN PATENT DOCUMENTS

- CN 303897507 S 10/2016
- CN 303961973 S 12/2016
(Continued)

OTHER PUBLICATIONS

<https://www.juulvapor.com/shop-juul/>, 2016, believed to be publicly available as early as Aug. 5, 2016.
(Continued)

Primary Examiner — Susan Bennett Hattan
Assistant Examiner — Rebecca Tsehaye
(74) *Attorney, Agent, or Firm* — Harness, Dickey & Pierce, P.L.C.

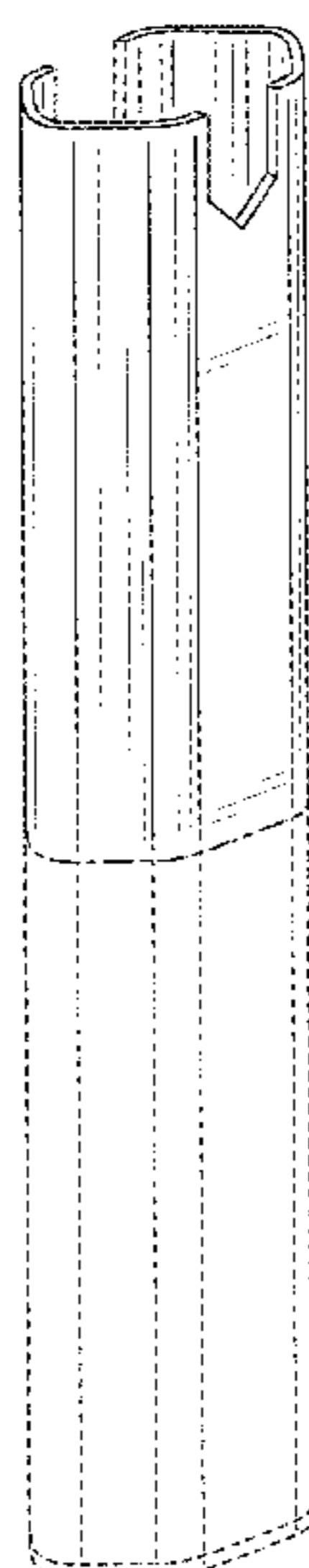
(57) **CLAIM**

The ornamental design for an electronic vaporizer, as shown and described.

DESCRIPTION

FIG. 1 is a perspective front view of an electronic vaporizer. FIG. 2 is a front view of the electronic vaporizer of FIG. 1. FIG. 3 is a rear view of the electronic vaporizer of FIG. 1. FIG. 4 is a right side view of the electronic vaporizer of FIG. 1. FIG. 5 is a left side view of the electronic vaporizer of FIG. 1. FIG. 6 is a top view of the electronic vaporizer of FIG. 1; and, FIG. 7 is a bottom view of the electronic vaporizer of FIG. 1. The broken lines consisting of equal length dash lines in the drawings depict parts of the electronic vaporizer that form no part of the claimed design. The broken lines consisting of long and short dashed lines in the drawings depict the boundary of the claimed invention and it is understood that the claim extends to the boundary, with the boundary forming no part of the claimed design.

1 Claim, 4 Drawing Sheets



US D824,093 S

Page 2

(58) **Field of Classification Search**

USPC D24/110; 131/273, 274, 191, 330, 329,
131/328; 128/202.21, 203.12
CPC A24F 47/002; A24F 47/004; A24F 47/006;
A24F 47/008; A61M 15/06
See application file for complete search history.

D809,190 S * 1/2018 Schuler D27/101
2013/0068239 A1 3/2013 Youn et al.
2014/0041655 A1 2/2014 Barron et al.
2016/0166786 A1 6/2016 Kinzer et al.

FOREIGN PATENT DOCUMENTS

CN 303961976 S 12/2016
CN 303961987 12/2016

(56) **References Cited**

U.S. PATENT DOCUMENTS

D675,777 S 2/2013 Wu
D720,497 S * 12/2014 Alima D27/101
D725,310 S 3/2015 Eksouzian
D732,733 S 6/2015 Spagnolo et al.
D750,320 S 2/2016 Lu et al.
D752,280 S 3/2016 Cummings et al.
D763,502 S * 8/2016 Verleur D27/167
D771,043 S * 11/2016 Avetisov D14/384
D776,337 S * 1/2017 Levin D27/101
D776,867 S * 1/2017 Rado D27/162
D776,868 S * 1/2017 Rado D27/162
D776,869 S * 1/2017 Heidl D27/163
D778,492 S * 2/2017 Liu D27/101
D788,697 S * 6/2017 Verleur D13/103

OTHER PUBLICATIONS

<http://shop.vonerl.com/en/liquids/my.>, believed to be publicly available as early as Apr. 27, 2016.
U.S. Appl. No. 29/572,791, Ex Parte Quayle Action, Jun. 20, 2017, 10 pages.
U.S. Appl. No. 29/572,791, Notice of Allowance, dated Jul. 25, 2017, 5 pages.
Notice of Allowance dated Oct. 25, 2017 issued in U.S. Appl. No. 29/572,791.
Notice of Allowance dated Mar. 7, 2018 issued in U.S. Appl. No. 29/572,791.

* cited by examiner

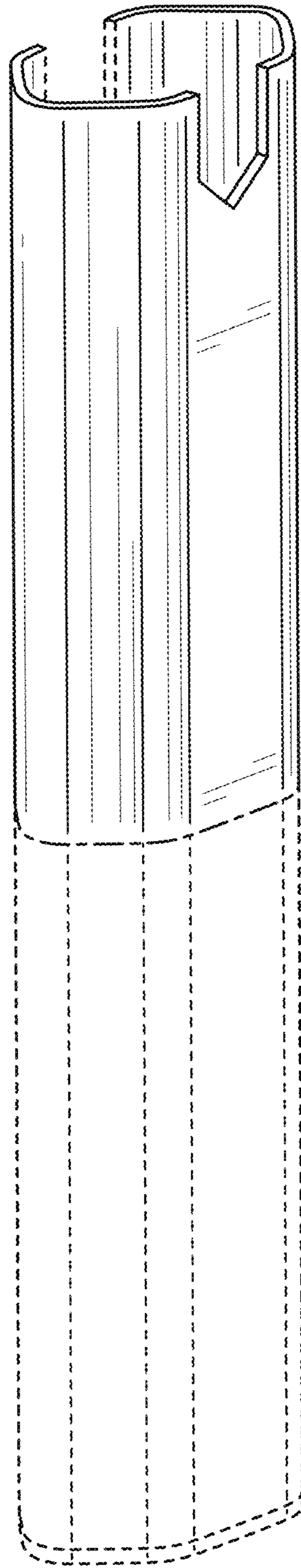


FIG. 1

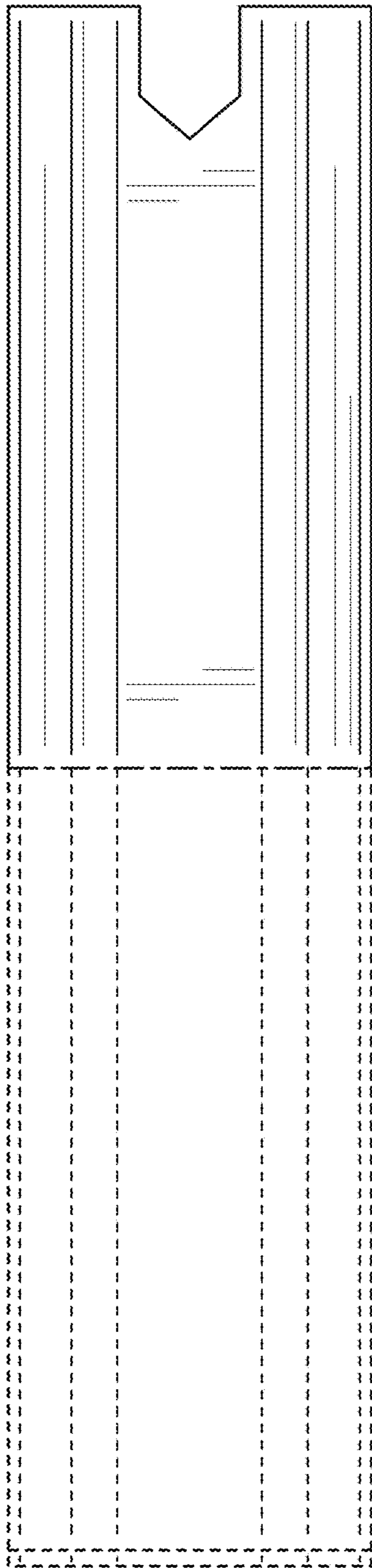


FIG. 2




FIG. 3




FIG. 4




FIG. 5

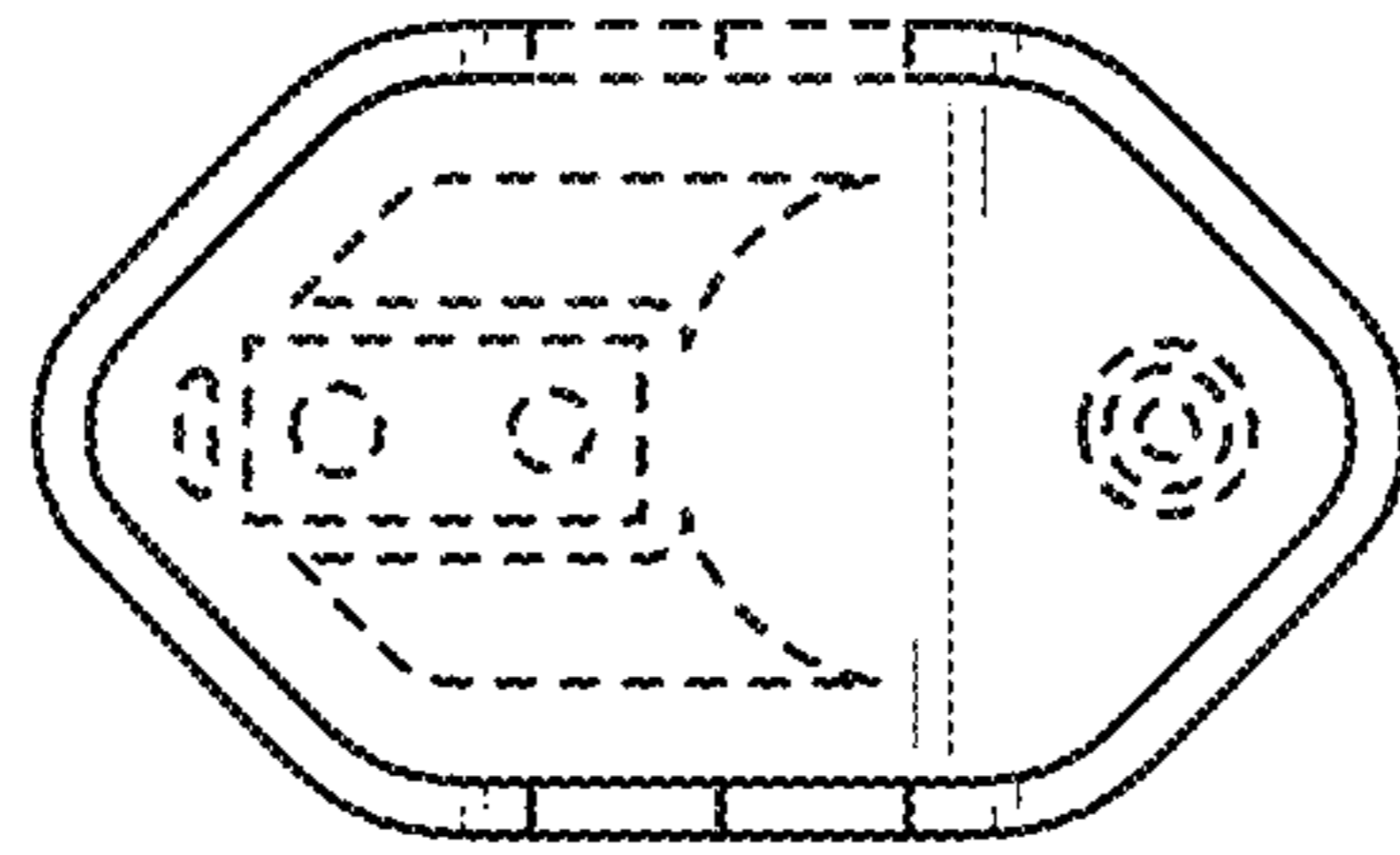


FIG. 6

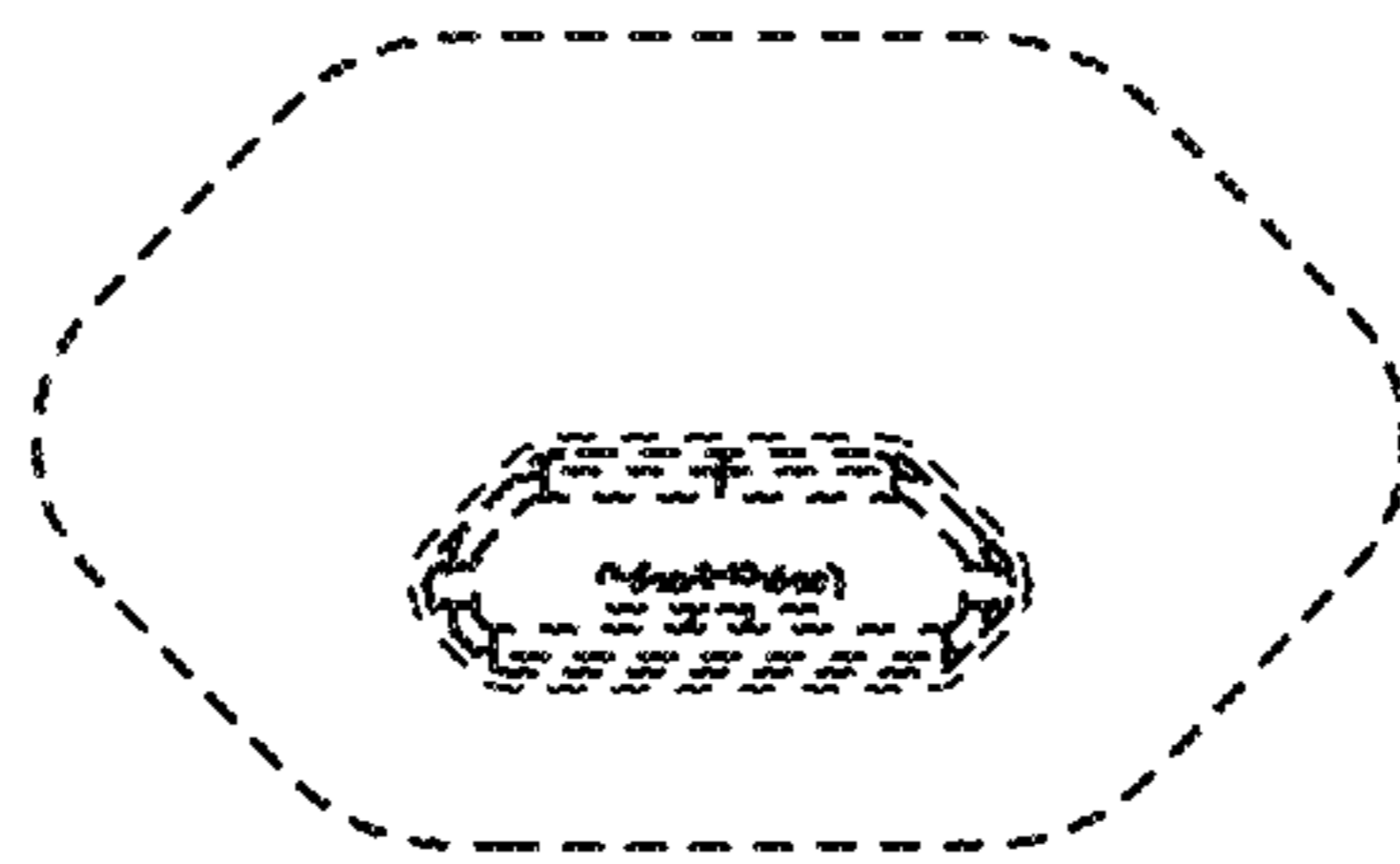


FIG. 7