



US00D824090S

(12) **United States Design Patent** (10) **Patent No.:** **US D824,090 S**
Peat (45) **Date of Patent:** **** Jul. 24, 2018**

(54) **HEAD LAMP LENS**

(71) Applicant: **Jaguar Land Rover Limited**, Whitley, Coventry (GB)

(72) Inventor: **Anthony Peat**, Coventry (GB)

(73) Assignee: **Jaguar Land Rover Limited**, Whitley, Coventry (GB)

(**) Term: **15 Years**

(21) Appl. No.: **29/603,326**

(22) Filed: **May 9, 2017**

Related U.S. Application Data

(62) Division of application No. 29/539,364, filed on Sep. 14, 2015, now Pat. No. Des. 789,572.

(30) **Foreign Application Priority Data**

Mar. 16, 2015 (EP) 002656421

(51) **LOC (11) Cl.** **26-99**

(52) **U.S. Cl.**
USPC **D26/139**

(58) **Field of Classification Search**
USPC D26/28-36, 139; 362/80-83, 267-269, 362/459-468, 475-478, 485-487
CPC F21S 48/00; F21S 48/10; F21S 48/115; F21S 48/225; F21S 48/1233; F21S 48/1266; F21S 48/1388; F21S 48/2268; F21V 21/04; B60Q 9/13; B60Q 9/135; B60Q 9/1375

See application file for complete search history.

(56) **References Cited**

U.S. PATENT DOCUMENTS

D550,380 S * 9/2007 Lin D26/28
D561,359 S * 2/2008 Hsu D26/28
D563,576 S * 3/2008 Hanaoka D26/28

* cited by examiner

Primary Examiner — Marcus Jackson

(74) *Attorney, Agent, or Firm* — Wood Herron & Evans LLP

(57) **CLAIM**

The ornamental design for a head lamp lens, as shown and described.

DESCRIPTION

FIG. 1 is a front view of a head lamp lens for a vehicle according to the present invention.

FIG. 2 is a rear view of the head lamp lens shown in FIG. 1.

FIG. 3 is a left side view thereof.

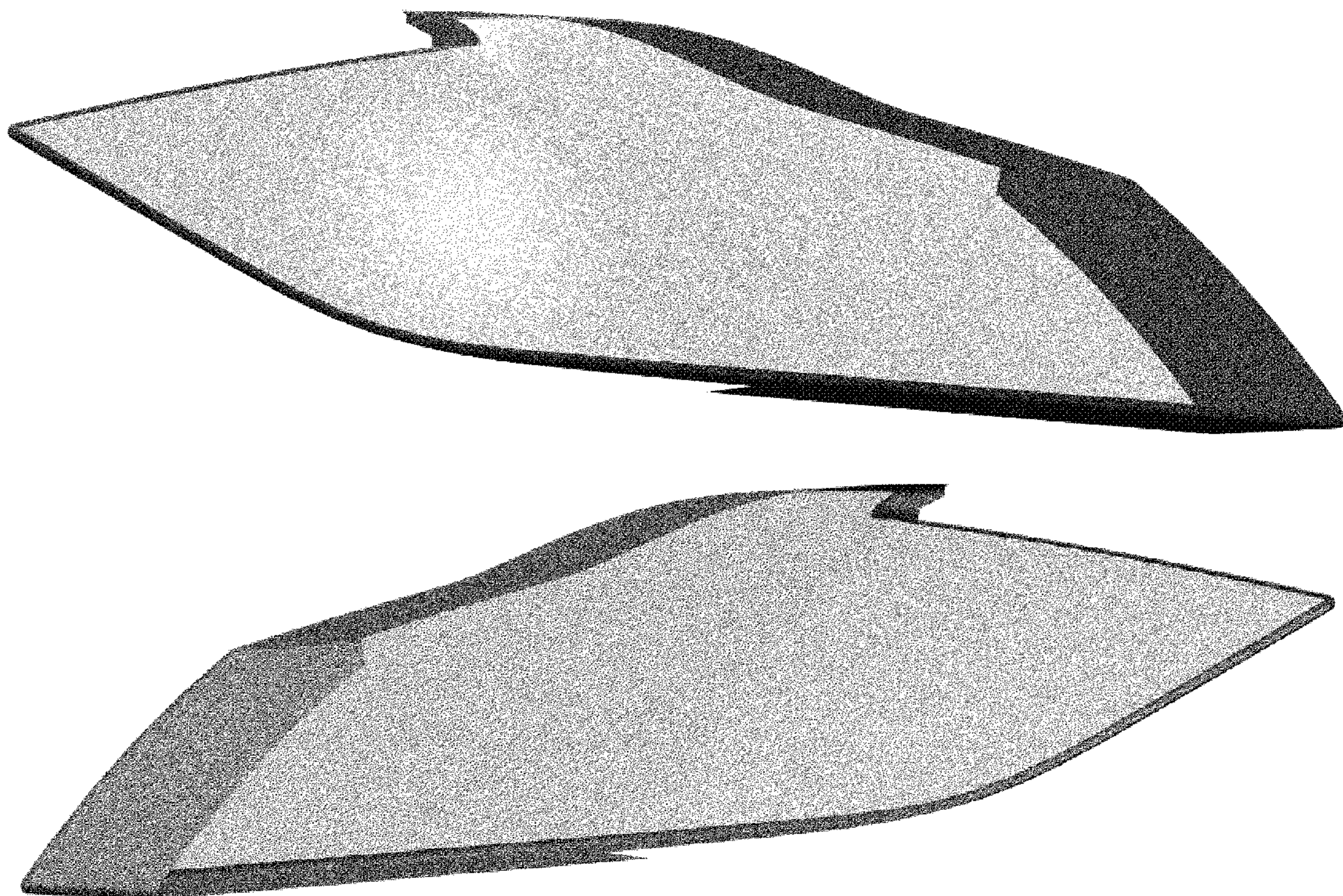
FIG. 4 is a right side view thereof.

FIG. 5 is a top view thereof.

FIG. 6 is a front right perspective view thereof; and,

FIG. 7 is a rear left perspective view thereof.

1 Claim, 4 Drawing Sheets






FIG. 1

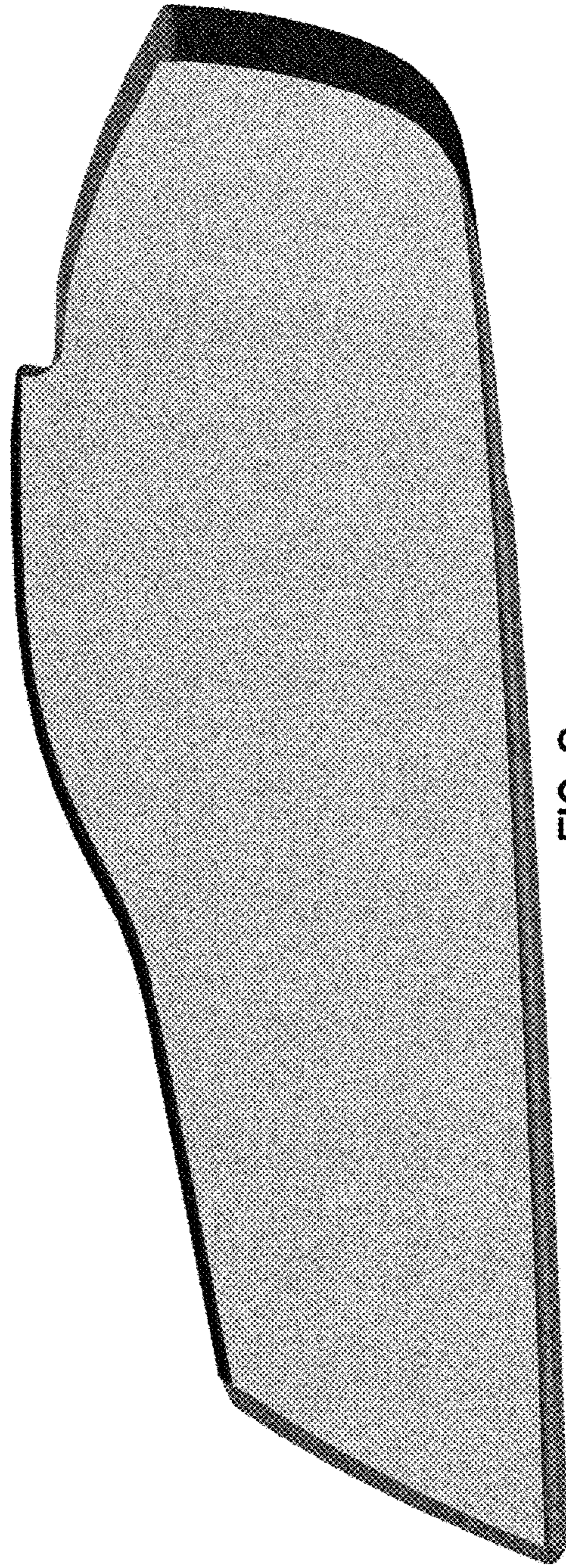


FIG. 2




FIG. 3




FIG. 4

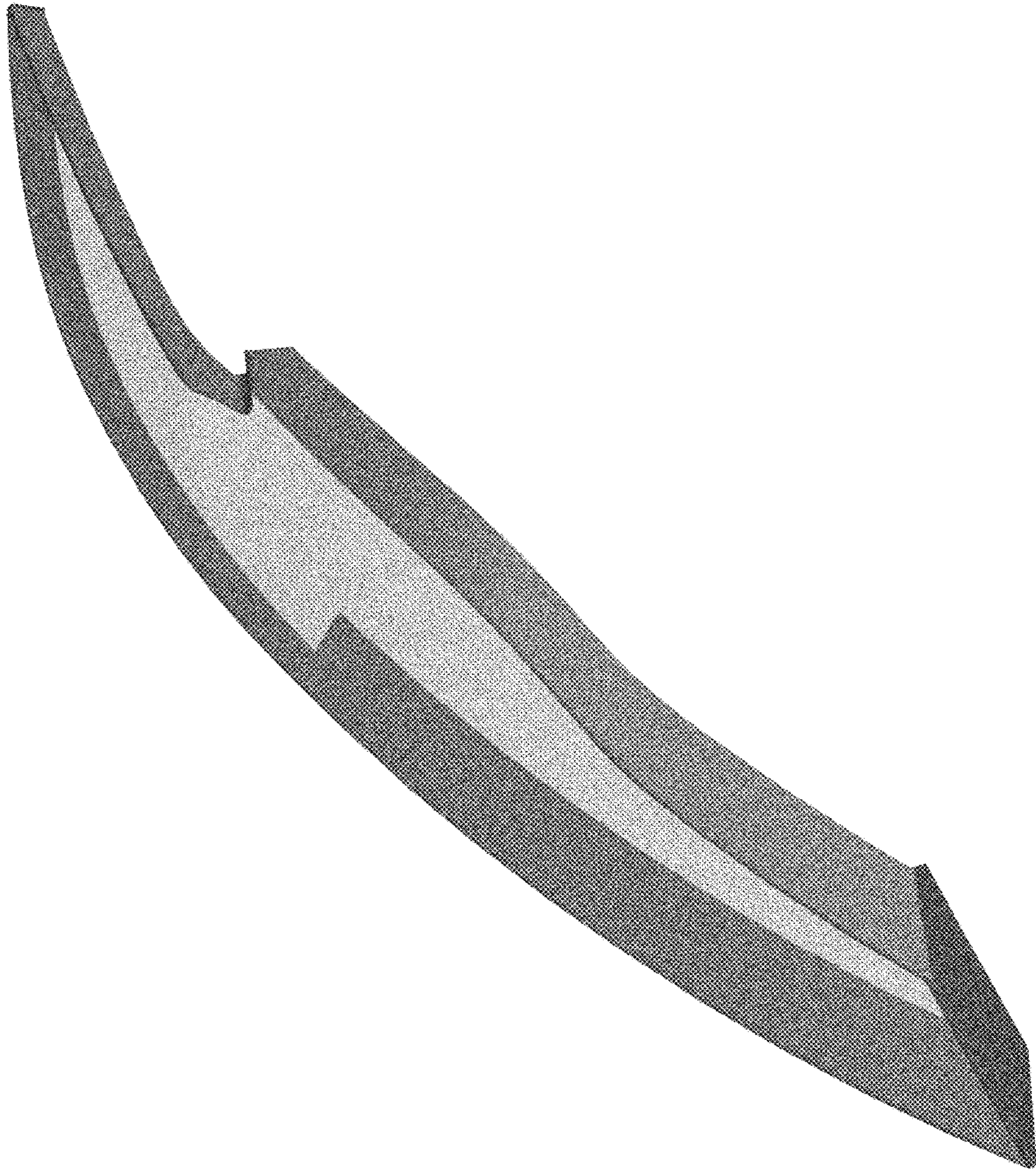


FIG. 5




FIG. 6




FIG. 7