

US00D824076S

(12) **United States Design Patent**
Sonneman

(10) **Patent No.:** **US D824,076 S**

(45) **Date of Patent:** **** Jul. 24, 2018**

(54) **LIGHT FIXTURE**

(71) Applicant: **Robert A. Sonneman**, Mamaroneck,
NY (US)

(72) Inventor: **Robert A. Sonneman**, Mamaroneck,
NY (US)

(**) Term: **15 Years**

(21) Appl. No.: **29/628,745**

(22) Filed: **Dec. 7, 2017**

(51) **LOC (11) Cl.** **26-03**

(52) **U.S. Cl.**
USPC **D26/86; D26/87**

(58) **Field of Classification Search**
USPC D26/72, 80, 82, 83, 85, 86, 87, 92
CPC .. F21S 8/033; F21S 8/035; F21S 8/036; F21S
8/037
See application file for complete search history.

(56) **References Cited**

U.S. PATENT DOCUMENTS

D152,994 S *	3/1949	McCann	D26/87
D228,146 S *	8/1973	Schwartz	D26/82
5,246,285 A *	9/1993	Redburn	F21S 9/02 312/223.5
D487,814 S *	3/2004	Hoernig	D26/82
D549,383 S *	8/2007	Duggan	D26/85
D671,255 S *	11/2012	Sonneman	D26/85

D674,953 S *	1/2013	Sonneman	D26/86
D697,661 S *	1/2014	Sabernig	D26/80
D724,776 S	3/2015	Sonneman		
D816,882 S *	5/2018	Qiao	D26/86

* cited by examiner

Primary Examiner — Clare E Heflin

(74) *Attorney, Agent, or Firm* — Gottlieb, Rackman &
Reisman, P.C.

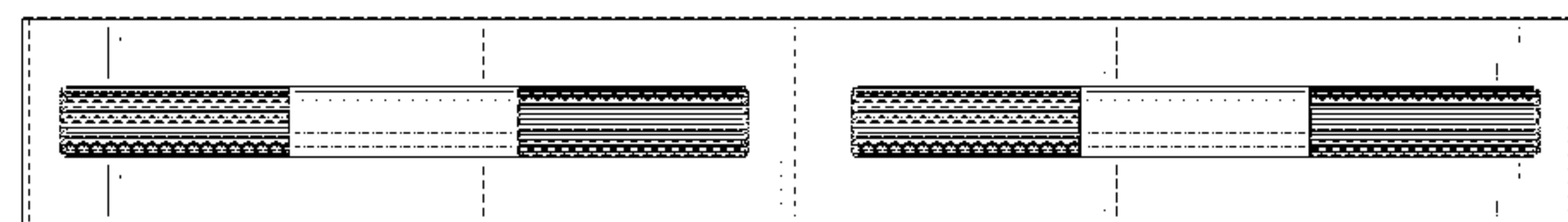
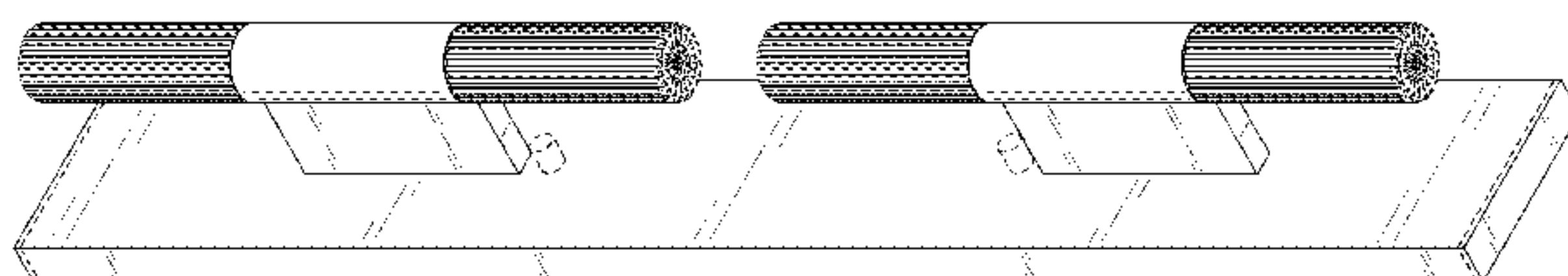
(57) **CLAIM**

The ornamental design for a light fixture, as shown and described.

DESCRIPTION

FIG. 1 is a perspective view of a light fixture showing my new design;
FIG. 2 is a front elevational view thereof;
FIG. 3 is a rear elevational view thereof;
FIG. 4 is a left side elevational view thereof;
FIG. 5 is a right side elevational view thereof;
FIG. 6 is a top plan view thereof; and,
FIG. 7 is a bottom plan view thereof.
The broken lines shown in the drawings are included for the purpose of illustrating portions of the light fixture that form no part of the claimed design.

1 Claim, 4 Drawing Sheets



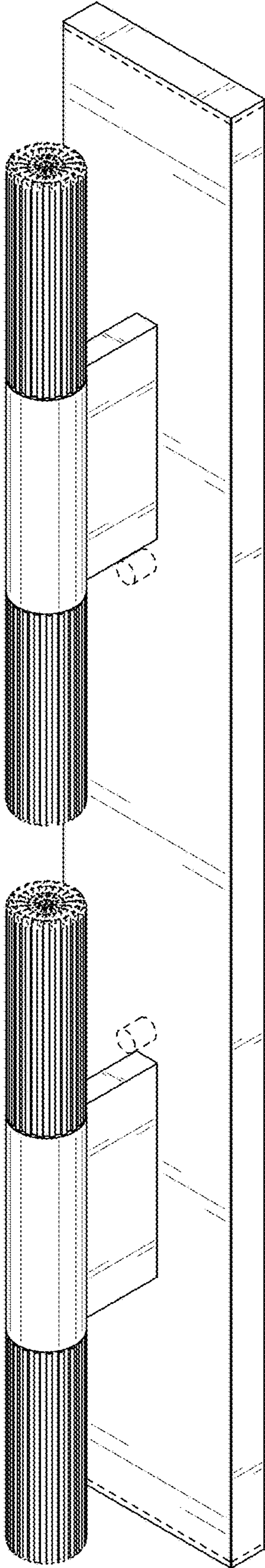


FIG. 1

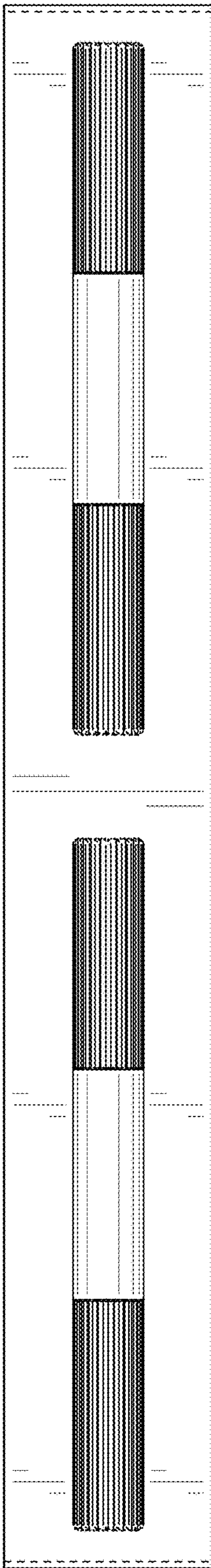


FIG. 2




FIG. 3

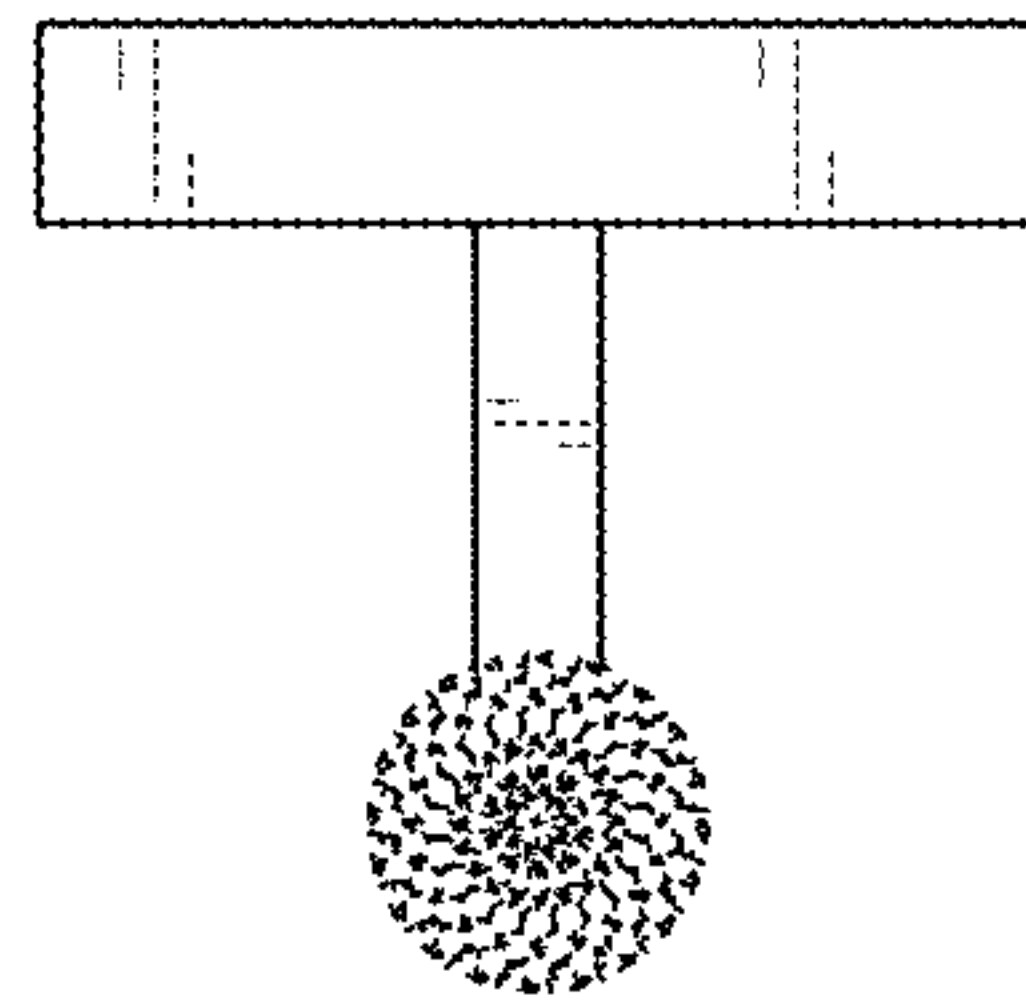


FIG. 5

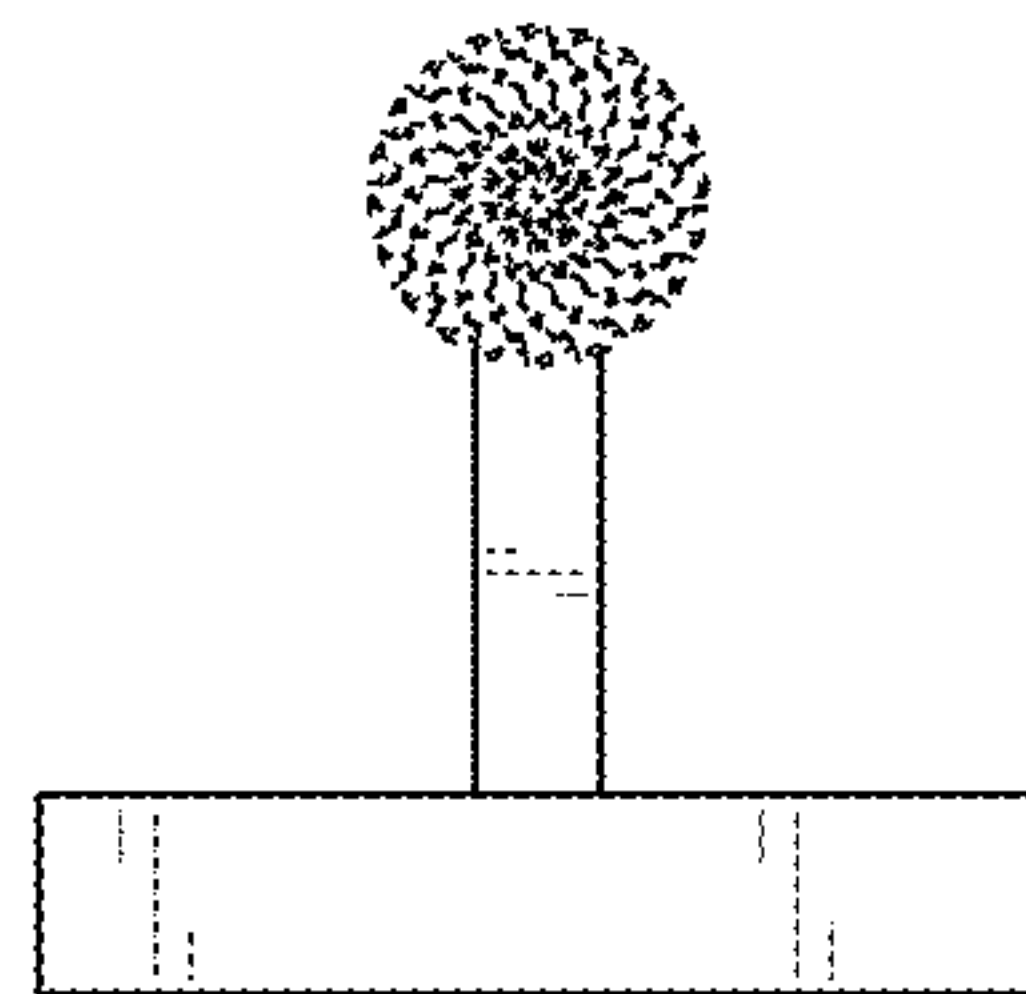


FIG. 4




FIG. 6

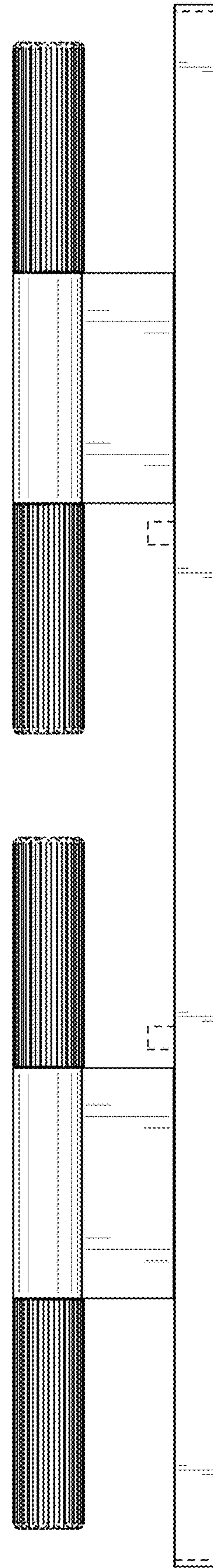


FIG. 7