



US00D824064S

(12) **United States Design Patent**
McBrady

(10) **Patent No.:** **US D824,064 S**
(45) **Date of Patent:** **** Jul. 24, 2018**

(54) **MULTI-PURPOSE LIGHT**

Primary Examiner — Brian N. Vinson

(71) Applicant: **McVentures L. L. C.**, Maple Lake, MN (US)

(72) Inventor: **Jerry McBrady**, Maple Lake, MN (US)

(**) Term: **15 Years**

(21) Appl. No.: **29/595,945**

(22) Filed: **Mar. 3, 2017**

(51) **LOC (11) Cl.** **26-03**

(52) **U.S. Cl.**
USPC **D26/62**

(58) **Field of Classification Search**
USPC D26/1, 24, 61, 62, 72, 93, 106, 110
CPC F21S 6/00; F21S 6/002; F21S 6/003; F21S 6/004; F21S 6/005; F21S 6/006; F21S 6/007; F21V 21/02; F21V 21/088; F21W 2121/00; F21W 2131/30
See application file for complete search history.

(56) **References Cited**

U.S. PATENT DOCUMENTS

D425,651 S *	5/2000	Gager	D26/62
D705,469 S *	5/2014	Stuckey	D26/62
D776,317 S *	1/2017	Li	D26/62
D776,850 S *	1/2017	Hodgson	D26/62

* cited by examiner

(57) **CLAIM**

The original design for a multi-purpose light, as shown and described.

DESCRIPTION

FIG. 1 is a front side perspective view of a multi-purpose light;
FIG. 2 is a right side view of the multi-purpose light;
FIG. 3 is a left side view of the multi-purpose light;
FIG. 4 is a front elevation view of the multi-purpose light;
FIG. 5 is a rear elevation view of the multi-purpose light;
FIG. 6 is a top plan view of the multi-purpose light; and,
FIG. 7 is a bottom plan view of the multi-purpose light.
The dashed or dotted lines form no part of the claimed design.
Portions of the claimed design are shown in dash-dot-dash broken lines to indicate indeterminate length.

1 Claim, 4 Drawing Sheets

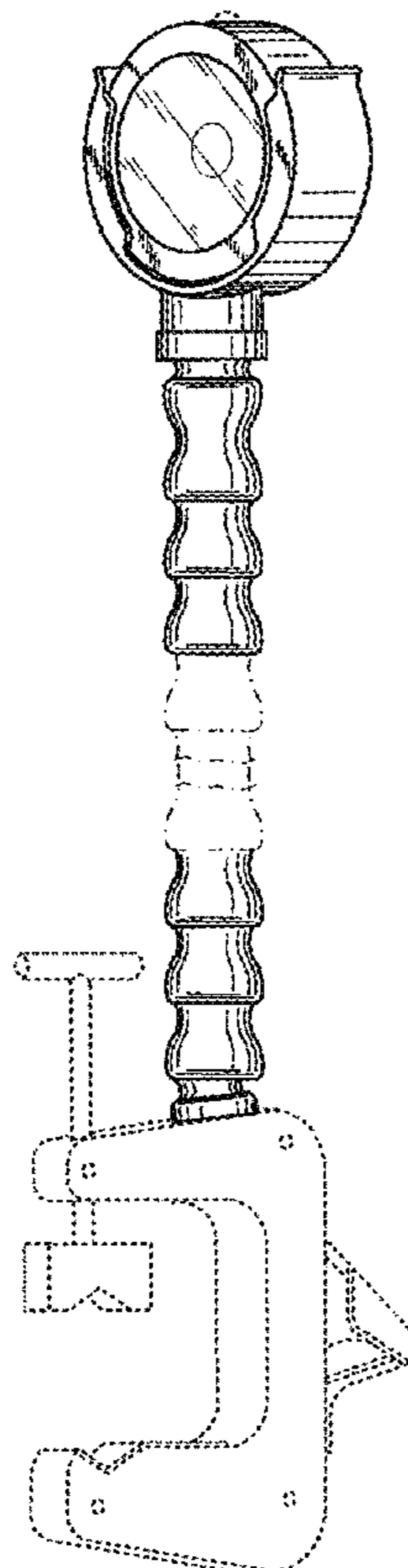


FIG. 1

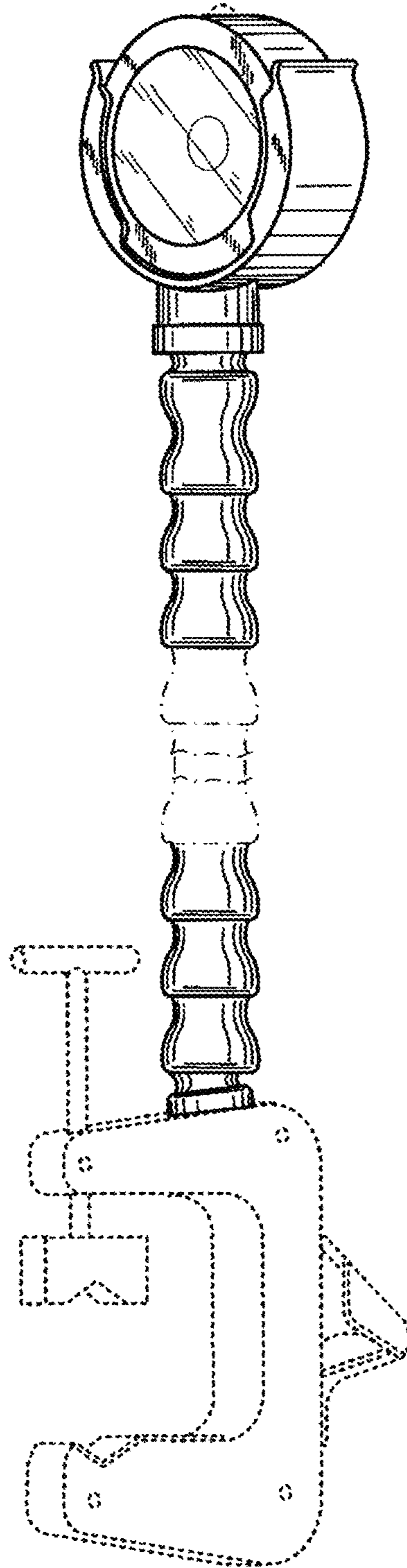


FIG. 2

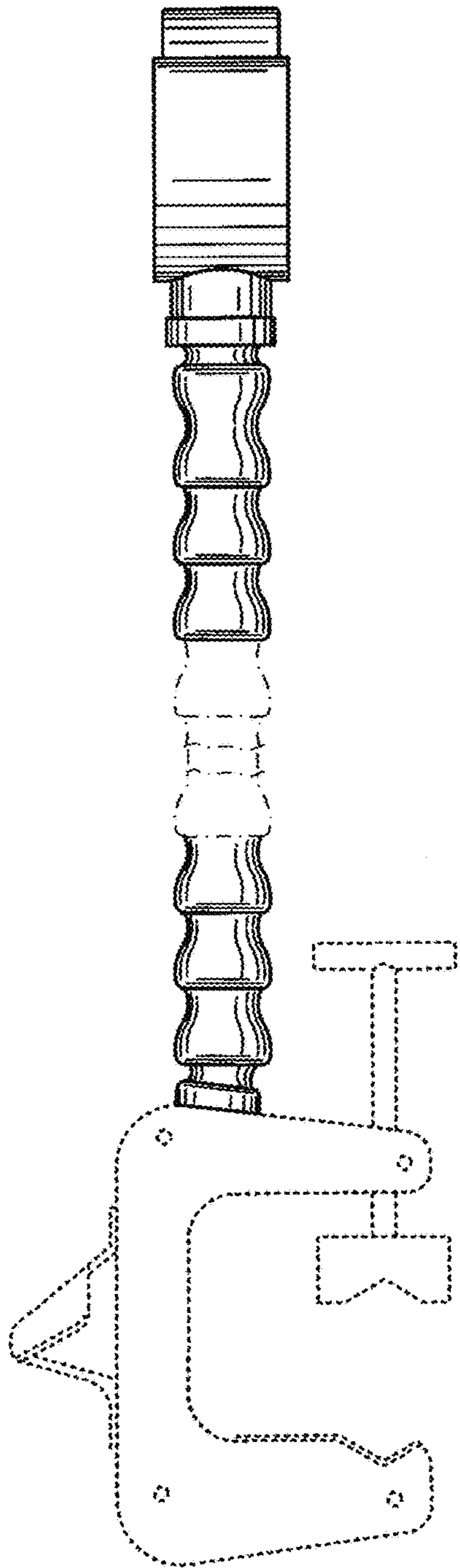


FIG. 3

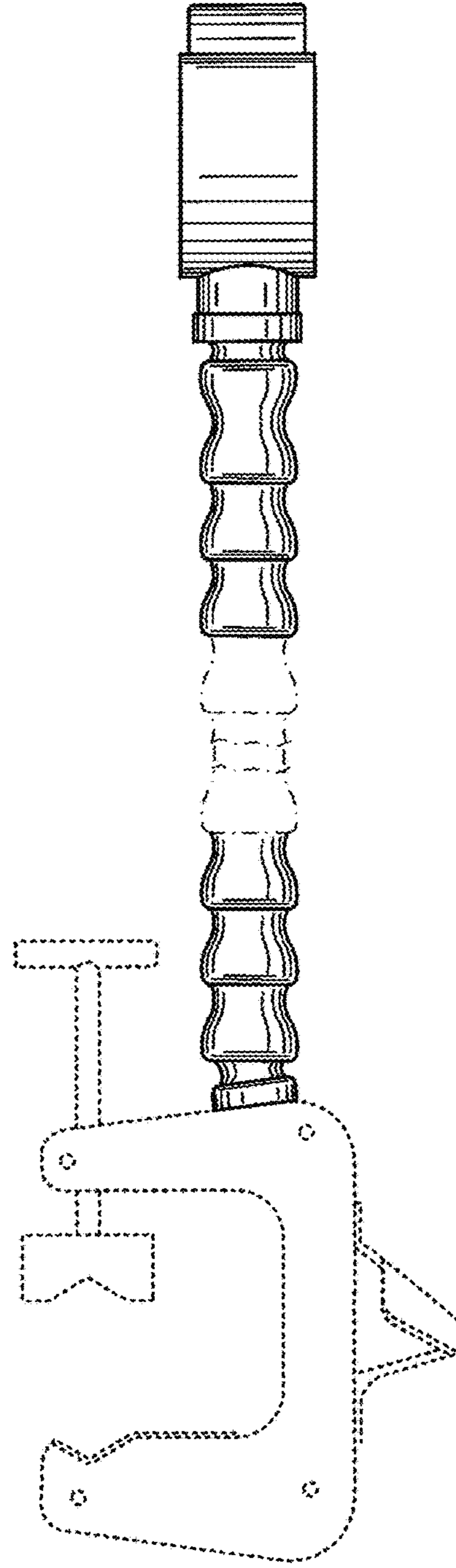


FIG. 4

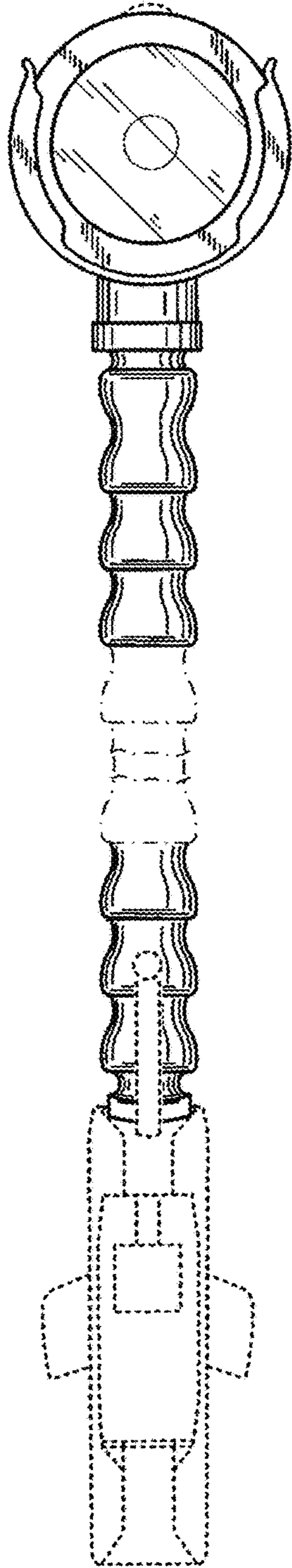


FIG. 5

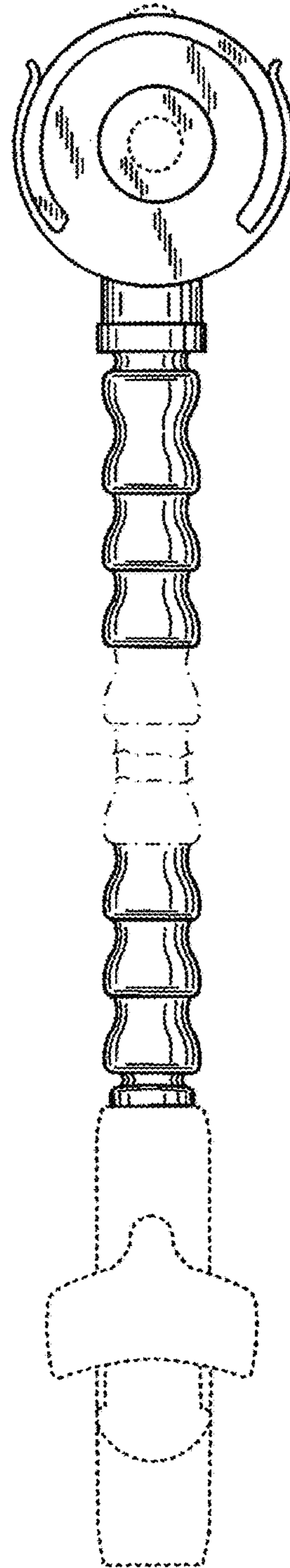


FIG. 6

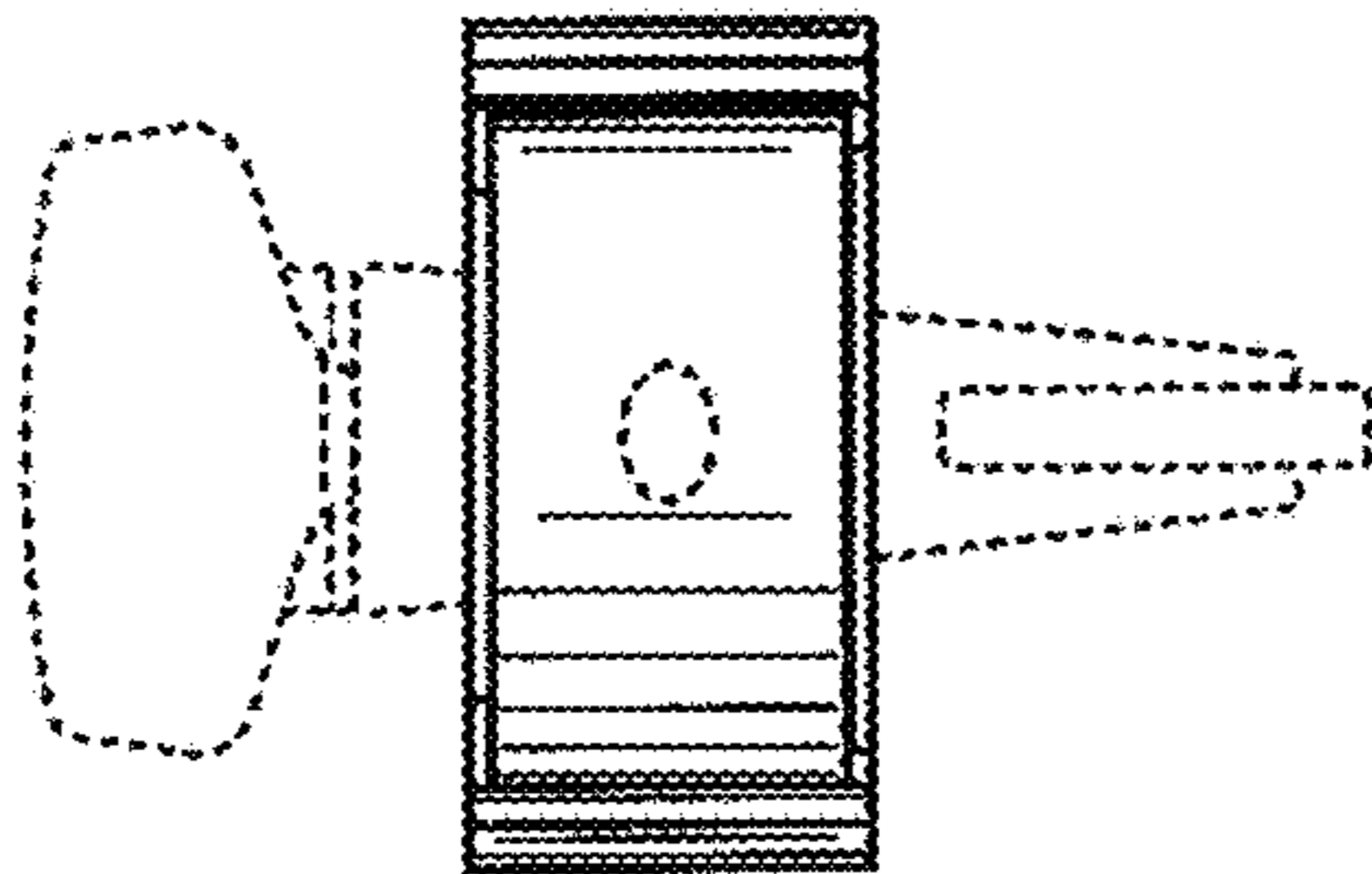


FIG. 7

