



US00D824049S

(12) **United States Design Patent**
Mussini

(10) **Patent No.:** **US D824,049 S**
(45) **Date of Patent:** **** Jul. 24, 2018**

(54) **TILE**
(71) Applicant: **CERAMICHE ATLAS CONCORDE S.p.A.**, Fiorano Modenese (Modena) (IT)
(72) Inventor: **Luca Mussini**, Fiorano Modenese (Modena) (IT)
(73) Assignee: **CERAMICHE ATLAS CONCORDE S.p.A.**, Fiorano Modenese (Modena) (IT)
(**) Term: **15 Years**

D108,140 S * 1/1938 Jackson D5/53
2,935,152 A * 5/1960 Maccaferri E04B 9/001
181/290
D200,312 S * 2/1965 Monroe D25/158
D474,550 S * 5/2003 Wendt D25/138
D595,477 S * 7/2009 Loret D1/121
D612,074 S * 3/2010 Krantz-Lilienthal D25/140
D620,150 S * 7/2010 Orsi D25/140
D670,406 S * 11/2012 Waters D25/138
D697,641 S * 1/2014 Ghoujaei Yousefi D25/138
D719,717 S * 12/2014 Schweitzer D1/121
D767,173 S * 9/2016 Martin B44F 7/00
D25/144
D771,367 S * 11/2016 Taylor D2/972
(Continued)

(21) Appl. No.: **29/586,706**
(22) Filed: **Dec. 6, 2016**

FOREIGN PATENT DOCUMENTS

EM 002774422-0001 * 9/2015

(30) **Foreign Application Priority Data**

Jun. 7, 2016 (EM) 003176981

(51) **LOC (11) Cl.** **25-01**

(52) **U.S. Cl.**
USPC **D25/138**

(58) **Field of Classification Search**

USPC D25/138, 139, 140, 143, 144, 145, 147,
D25/148, 149, 151, 153, 154, 156, 157,
D25/158, 159, 160, 161, 162, 163, 104,
D25/113, 103, 105, 106, 48.3, 48.7, 48.8,
D25/109; D5/53, 58, 60; 52/306, 307,
52/316, 389, 746.12; 428/38, 49, 156;
181/290

CPC ... E04C 2/30; E04C 2/54; E04C 2/543; E04C
2/365; E04C 2/20; B44F 1/066; B44F
11/04; E04B 9/32; B32B 27/08; B32B
27/36; B32B 27/322; H02S 20/26

See application file for complete search history.

OTHER PUBLICATIONS

Atlas Concorde 3D Wall Design Mesh White Matt 80 (on-line), no date available. Retrieved from Internet Dec. 22, 2017, URL: <https://www.atlasconcorde.com/en/collections/ac/3d-wall-design/wall/mesh-white-matt-80/mattrettificato/> (2 pages).*

Primary Examiner — Vy N Koenig
Assistant Examiner — Kimberly Barnes
(74) *Attorney, Agent, or Firm* — King & Schickli, PLLC

(57) **CLAIM**

The ornamental design for a tile, as shown and described.



DESCRIPTION

FIG. 1 is a front perspective view of a tile, showing my new design;
FIG. 2 is a top view of the tile; and,
FIG. 3 is a right side profile view of the tile.

1 Claim, 3 Drawing Sheets

(56) **References Cited**
U.S. PATENT DOCUMENTS

445,434 A * 1/1891 Ripson E04F 13/0864
428/188
D27,343 S * 7/1897 Basquin D25/103



(56)

References Cited

U.S. PATENT DOCUMENTS

D775,739 S *	1/2017	Roze	D25/110
D788,946 S *	6/2017	Vietmeyer	D25/113
D793,070 S *	8/2017	O'Connor	D2/731
D804,060 S *	11/2017	Korpihete	D25/163
2015/0247327 A1 *	9/2015	Martin	B44F 7/00 428/156

* cited by examiner




FIG. 1




Fig. 2

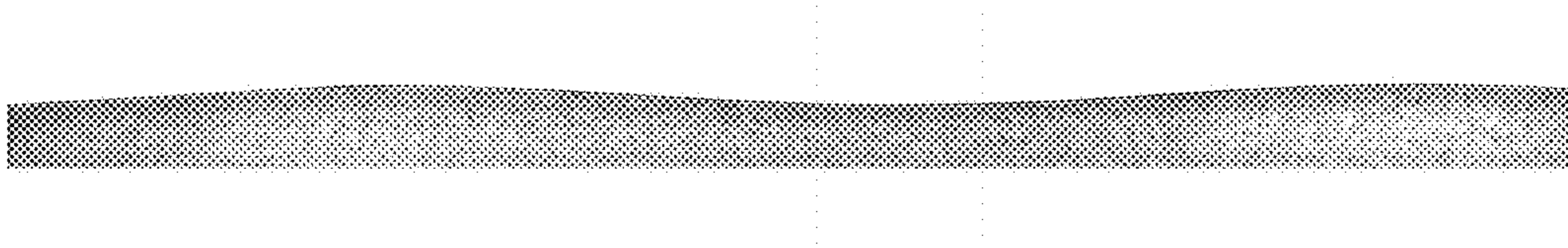


Fig. 3