



US00D824029S

(12) **United States Design Patent**
Cai et al.

(10) **Patent No.:** **US D824,029 S**

(45) **Date of Patent:** **** Jul. 24, 2018**

(54) **DENTAL DETECTION EQUIPMENT**

(71) Applicants: **Qing Cai**, Fujian (CN); **Cheng Zhou**,
Fujian (CN); **Huaili Qi**, Fujian (CN)

(72) Inventors: **Qing Cai**, Fujian (CN); **Cheng Zhou**,
Fujian (CN); **Huaili Qi**, Fujian (CN)

(73) Assignee: **Xiamen Ropto Technology Co., Ltd.**,
Xiamen (CN)

(**) Term: **15 Years**

(21) Appl. No.: **29/606,403**

(22) Filed: **Jun. 5, 2017**

(30) **Foreign Application Priority Data**

Apr. 10, 2017 (CN) 2017 3 0115556

(51) **LOC (11) Cl.** **24-02**

(52) **U.S. Cl.**
USPC **D24/152**

(58) **Field of Classification Search**

USPC D24/152, 176, 158; 433/27

CPC A61C 1/0046; A61C 1/0053; A61C 1/088;

A61C 1/10; A61C 3/00; A61C 19/04;

A61B 5/0088; A61B 5/0534; A61B

5/4552; A61B 5/4547; A61B 1/24

See application file for complete search history.

(56) **References Cited**

U.S. PATENT DOCUMENTS

D414,867 S * 10/1999 Moriwaki D24/152

9,526,598 B2 * 12/2016 Van Gool A61B 5/0088

D785,176 S * 4/2017 Tseng D24/152
D810,293 S * 2/2018 Peel D24/152
2006/0222600 A1 * 10/2006 Pinyayev A61K 8/22
424/49

OTHER PUBLICATIONS

Sinclair "Caries Detecton". Retrieved on Apr. 18, 2018. Retrieved
from the Internet: <URL: https://www.sinclairdental.com/en/high-tech/caries_detection.html?menu=6-4>.*

Secure detection of caries. Retrieved on Apr. 18, 2018. Retrieved
from the Internet: <URL: <https://www.kavo.com/dental-instruments/diagnodent-pen-small-devices>>.*

* cited by examiner

Primary Examiner — Wan Laymon

(57) **CLAIM**

The ornamental design for a dental detection equipment, as
shown and described.

DESCRIPTION

FIG. 1 is a perspective view of a dental detection equipment
showing our new design;

FIG. 2 is a left side view thereof;

FIG. 3 is a right side view thereof;

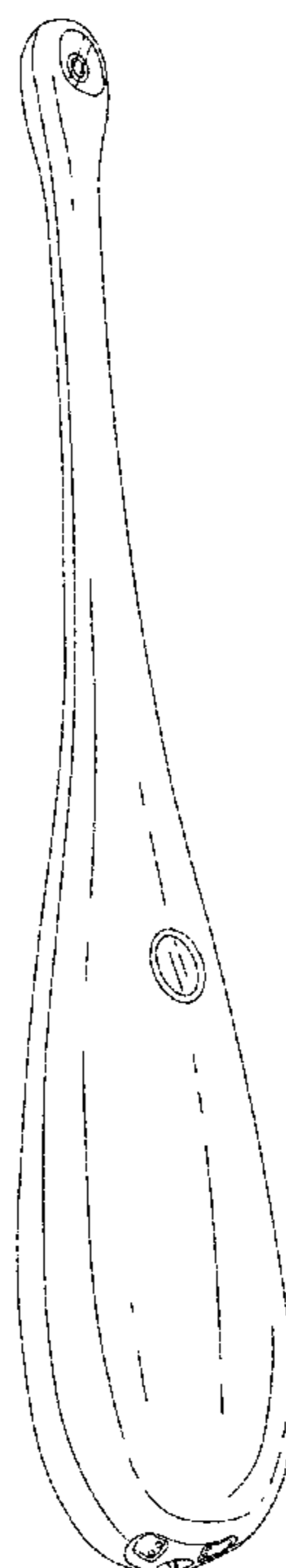
FIG. 4 is a top plan view thereof;

FIG. 5 is a bottom plan view thereof;

FIG. 6 is a rear elevational view thereof; and,

FIG. 7 is a front elevational view thereof.

1 Claim, 6 Drawing Sheets



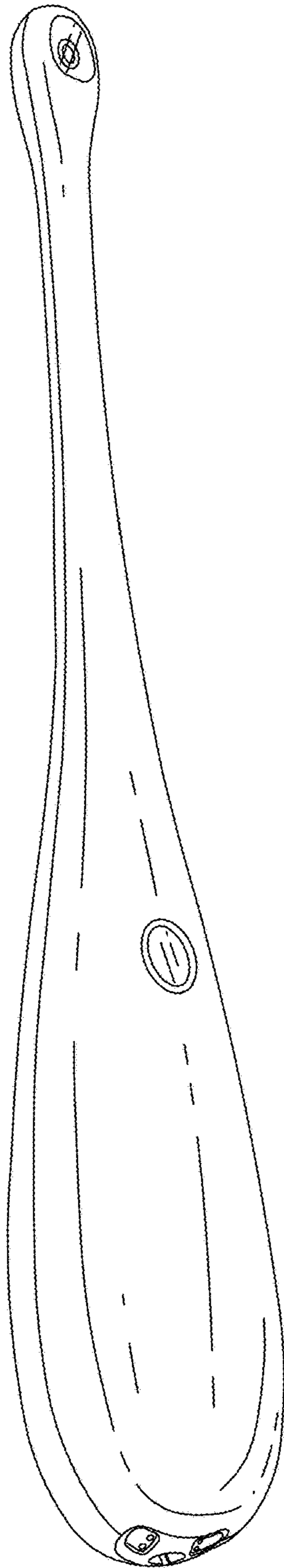


FIG. 1

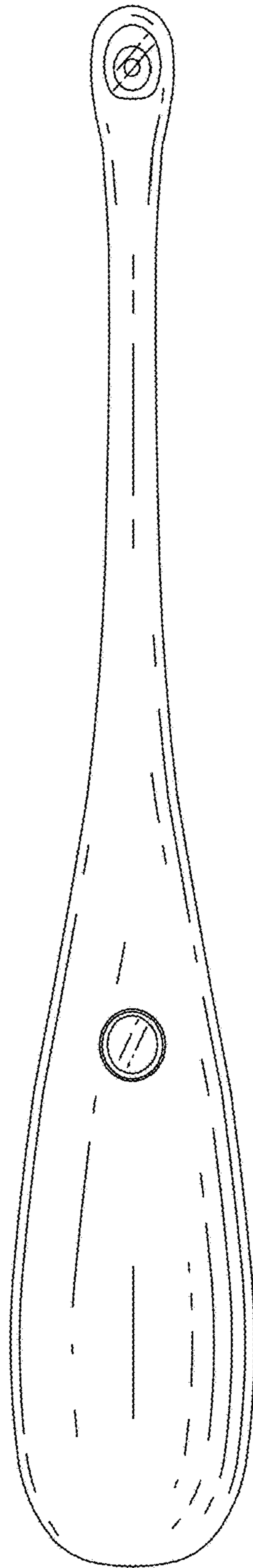


FIG. 2

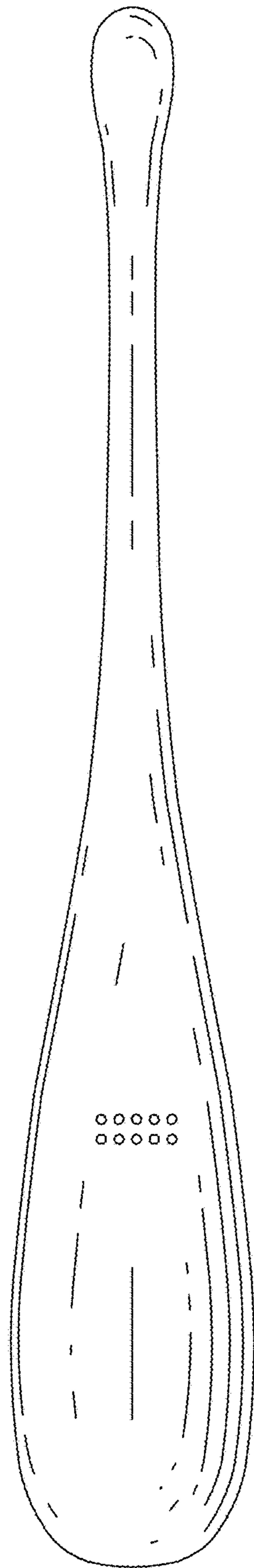


FIG. 3

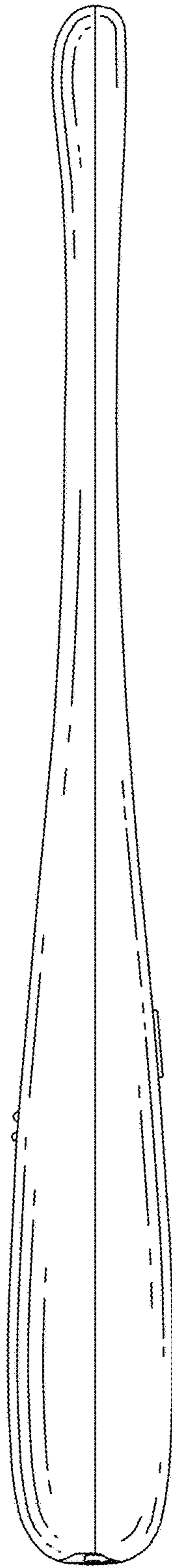


FIG. 4

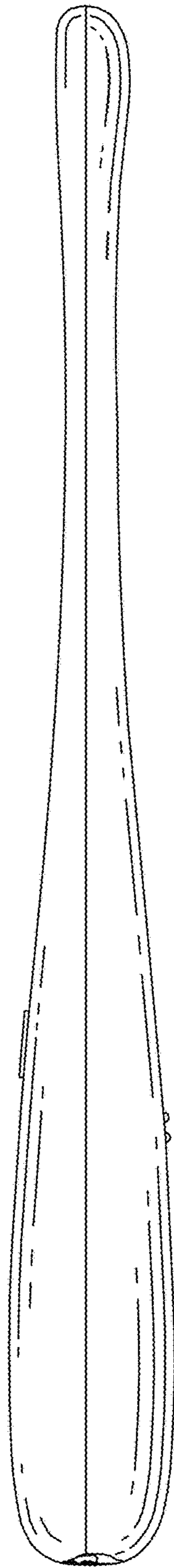


FIG. 5

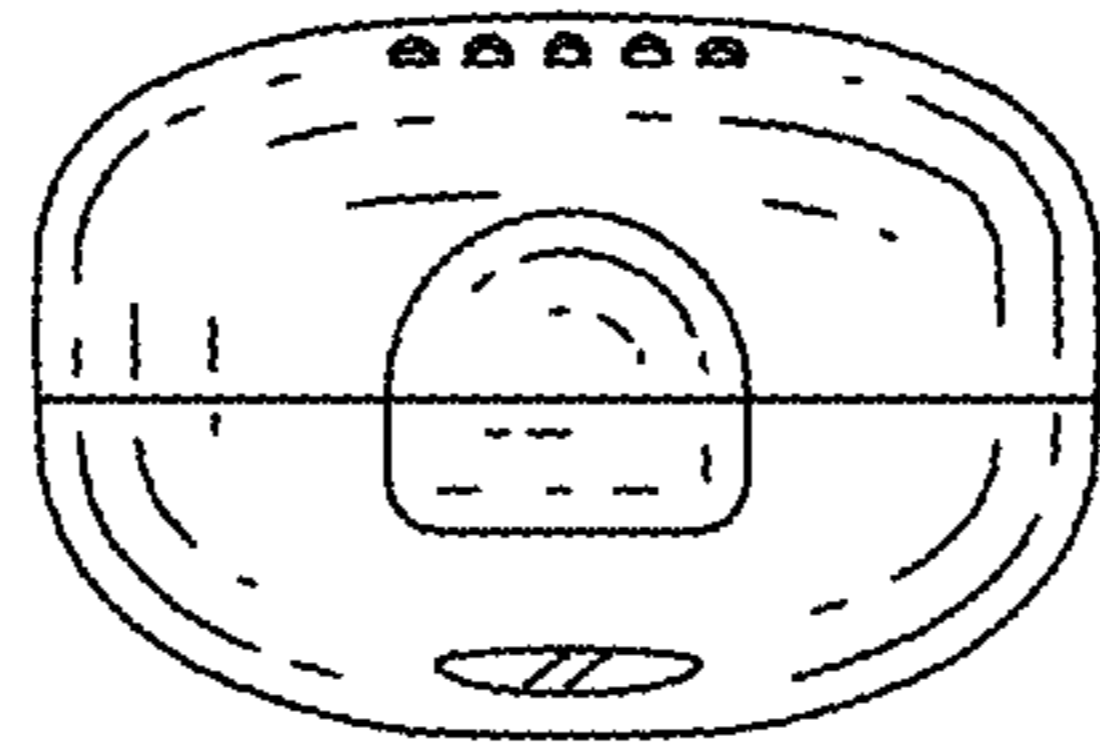


FIG. 6

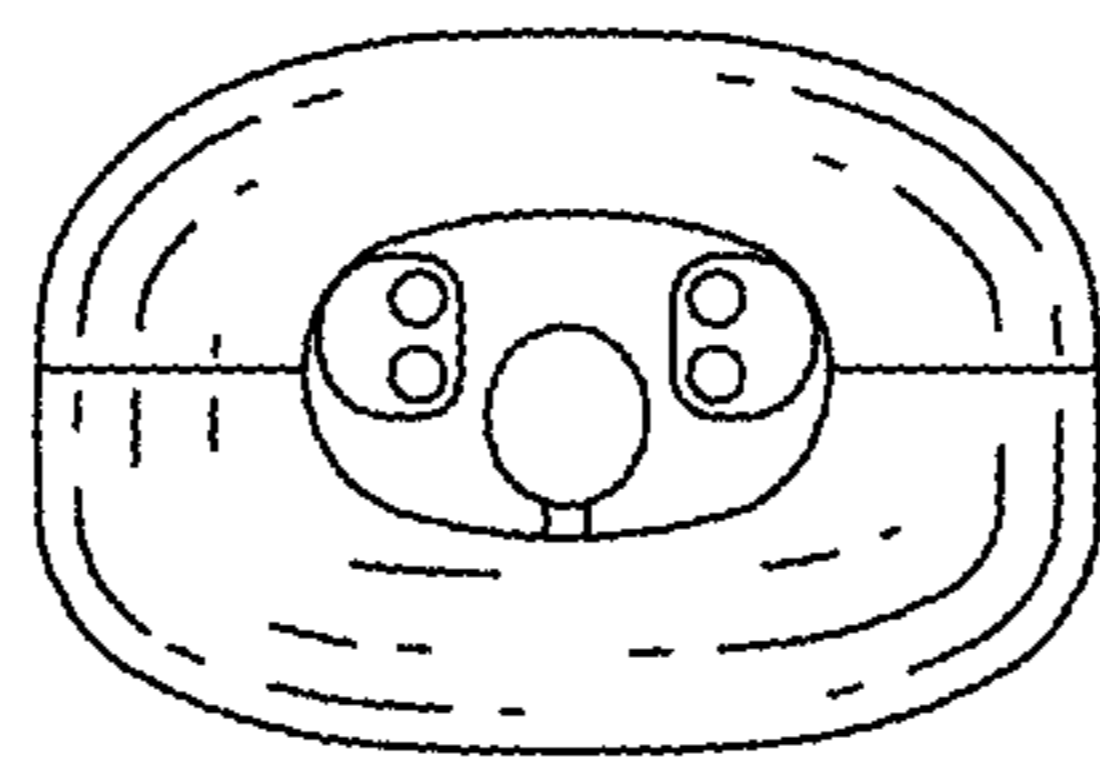


FIG. 7