



US00D824014S

(12) **United States Design Patent** (10) **Patent No.:** **US D824,014 S**
Polaniec et al. (45) **Date of Patent:** **** Jul. 24, 2018**

(54) **DISPOSABLE KIT FOR A DIALYSIS MACHINE**

(71) Applicant: **B. Braun Avitum AG**, Melsungen (DE)

(72) Inventors: **James Paul Polaniec**, Avon, OH (US);
Enrico Corazzari, Modena (IT)

(73) Assignee: **B. BRAUN AVITUM AG**, Melsungen (DE)

(**) Term: **15 Years**

(21) Appl. No.: **29/584,485**

(22) Filed: **Nov. 15, 2016**

Related U.S. Application Data

(62) Division of application No. 35/500,136, filed on Aug. 18, 2015 (U.S. filing date under 35 U.S.C. 384), and having an international filing date of Aug. 18, 2015, now Pat. No. Des. 781,411.

Foreign Application Priority Data

Mar. 17, 2015 (EM) 002656694

(51) **LOC (11) Cl.** **24-01**

(52) **U.S. Cl.**
 USPC **D24/107; D24/169**

(58) **Field of Classification Search**
 USPC **D24/107, 169, 183-187, 216-234; D34/19**

CPC **A61M 1/14; A61M 1/28; A61M 1/167; A61M 1/1658; A61M 1/1666; A61M 1/1696; F17D 3/00; G06F 3/0412**

See application file for complete search history.

(56) **References Cited**

U.S. PATENT DOCUMENTS

D234,878 S *	4/1975	Sikes	D24/169
4,585,436 A *	4/1986	Davis	A61M 1/28 604/29
D395,085 S *	6/1998	Kenley	D24/169
5,788,099 A *	8/1998	Treu	A61L 2/04 141/329
D446,861 S *	8/2001	Meziere	D24/169
D540,948 S *	4/2007	Meziere	D24/108
D544,103 S *	6/2007	Meziere	D24/216
D579,553 S *	10/2008	Crnkovich	D24/111
D611,137 S *	3/2010	Olsson	D24/107
D619,241 S *	7/2010	Olsson	D24/107
D627,470 S *	11/2010	Hickey	D24/169
D672,471 S *	12/2012	Franco	D24/232
8,540,875 B2 *	9/2013	Levin	A61M 1/1658 210/109
D724,740 S *	3/2015	Collins	D24/169
2010/0224547 A1 *	9/2010	Fujii	F04B 43/1253 210/236

(Continued)

Primary Examiner — Darlington Ly
 (74) *Attorney, Agent, or Firm* — RatnerPrestia

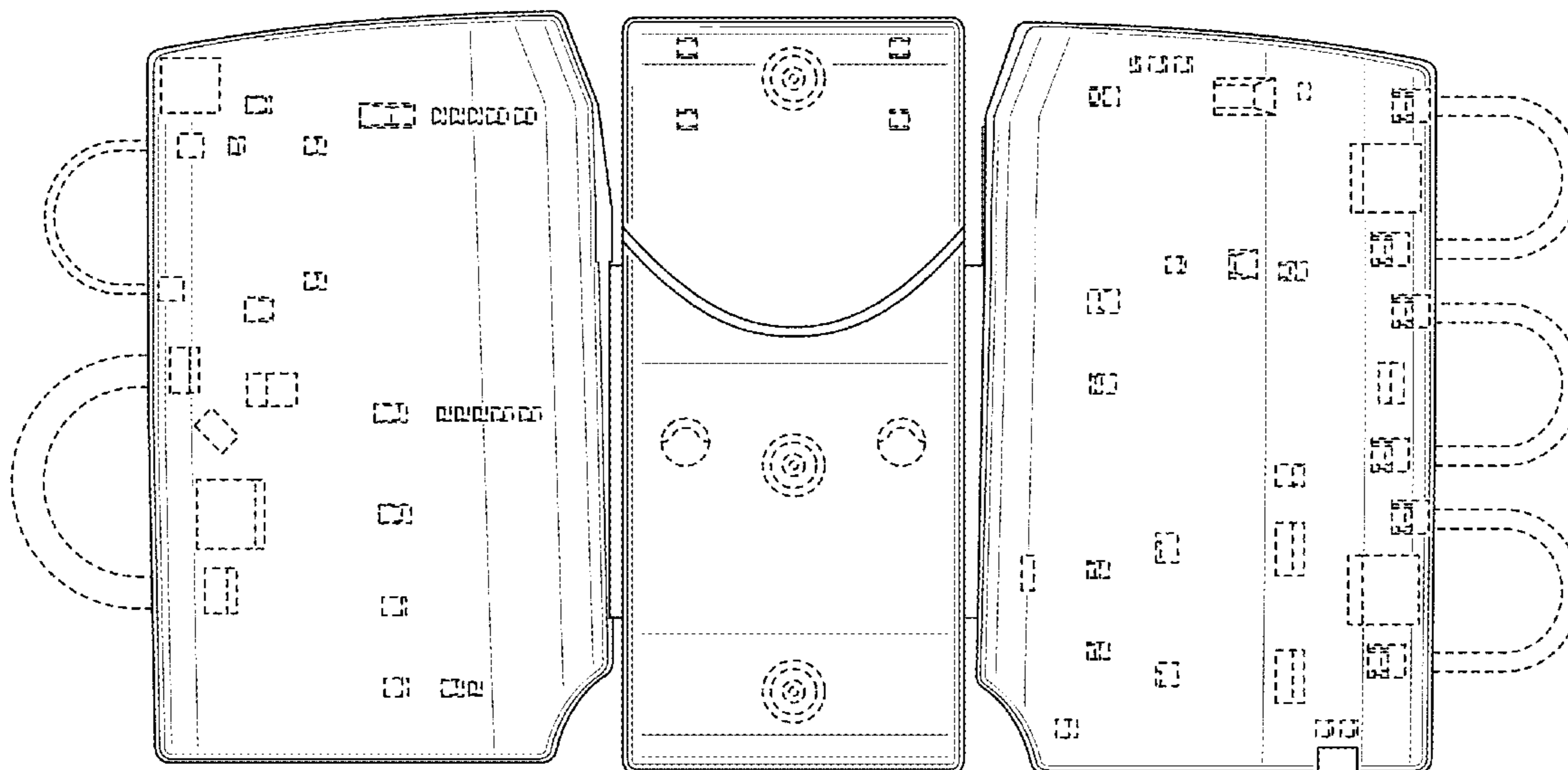
(57) **CLAIM**

The ornamental design for a disposable kit for a dialysis machine, as shown and described.

DESCRIPTION

FIG. 1 is a front elevation view of a disposable kit for a dialysis machine showing our new design;
 FIG. 2 is a front, top, and right side perspective view thereof;
 FIG. 3 is a front elevation view of a disposable kit for a dialysis machine showing our new design in accordance to an alternate embodiment; and,
 FIG. 4 is a front, top, and right side perspective view thereof.
 The broken lines in the drawings illustrate portions of the disposable kit for a dialysis machine that form no part of the claimed design.

1 Claim, 4 Drawing Sheets



(56)

References Cited

U.S. PATENT DOCUMENTS

2011/0017665 A1* 1/2011 Updyke A61M 1/1696
210/638
2011/0120946 A1* 5/2011 Levin A61M 1/1658
210/637
2011/0220562 A1* 9/2011 Beiriger A61M 1/1696
210/120
2014/0138291 A1* 5/2014 Voelz F17D 3/00
210/85
2016/0077644 A1* 3/2016 Ritter A61M 1/14
210/85

* cited by examiner

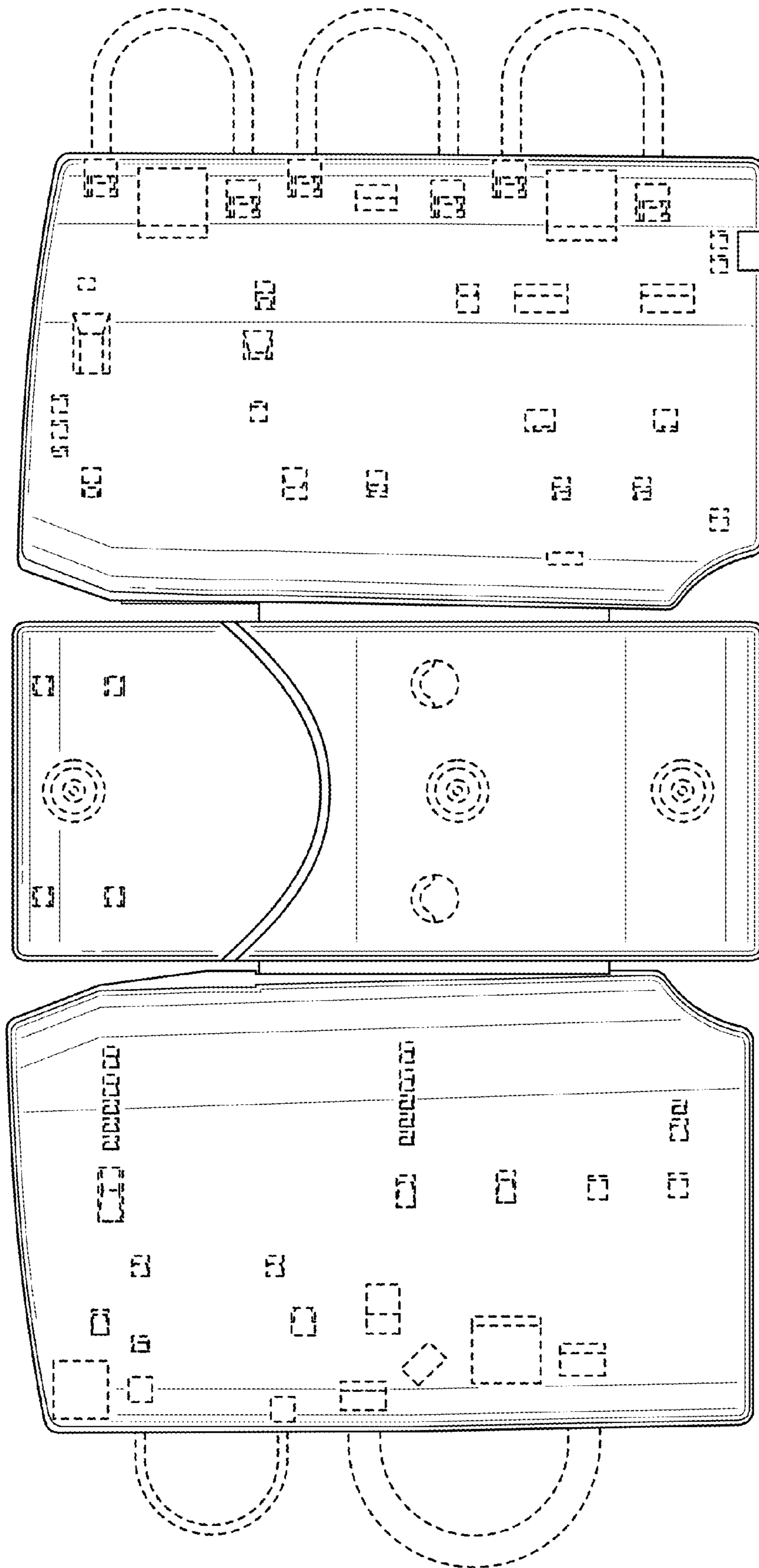


FIG. 1

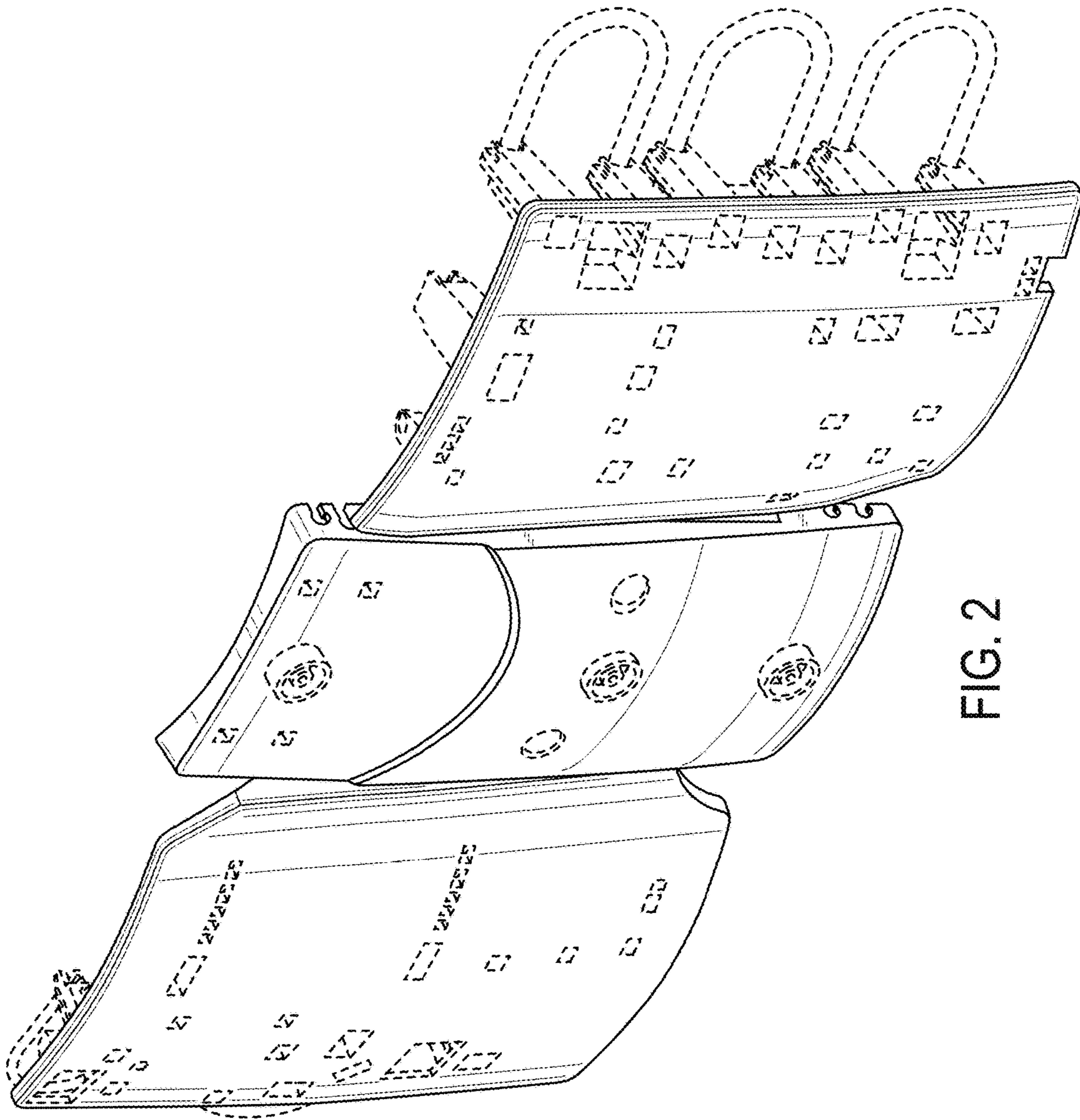


FIG. 2

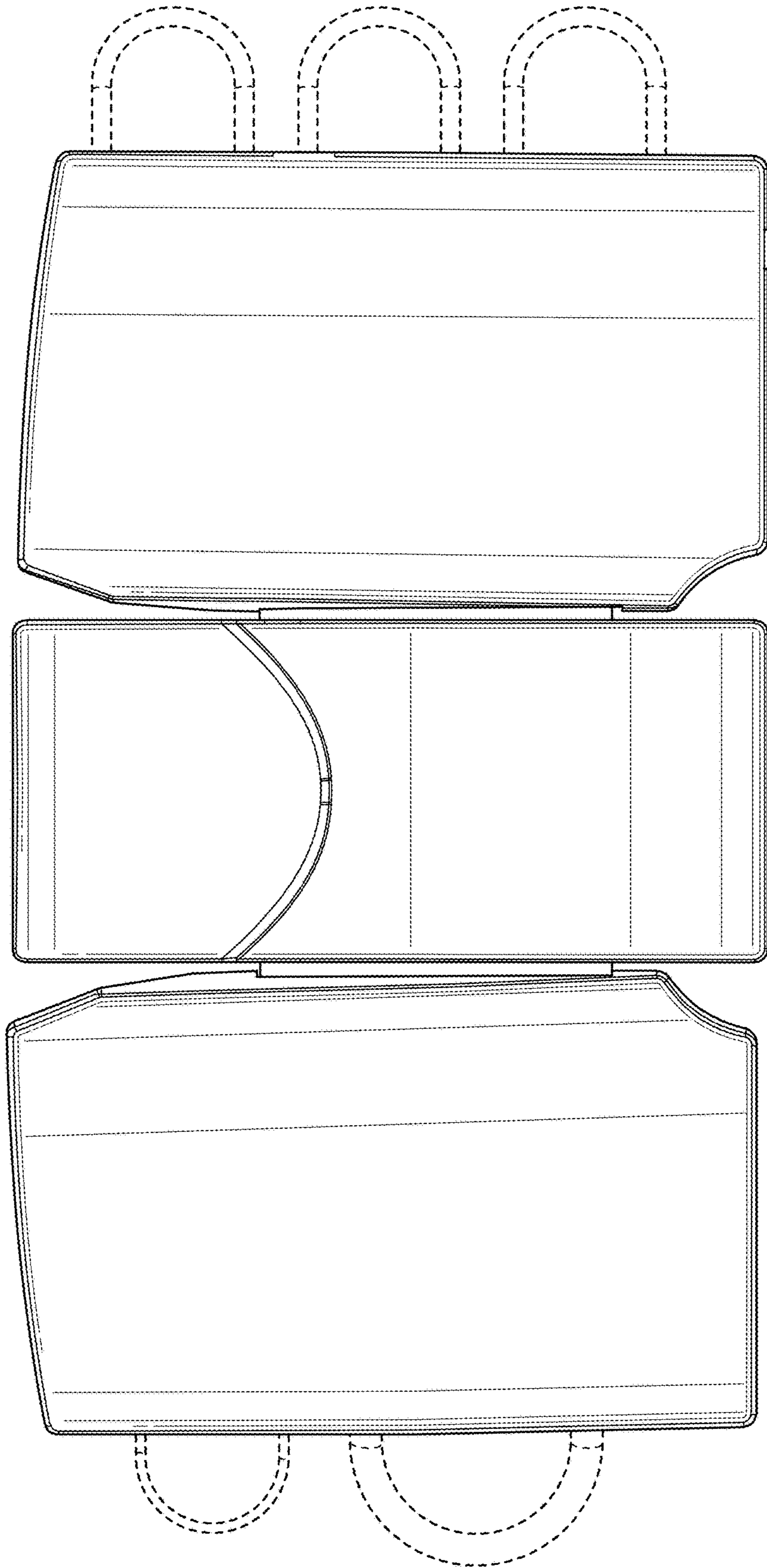


FIG. 3

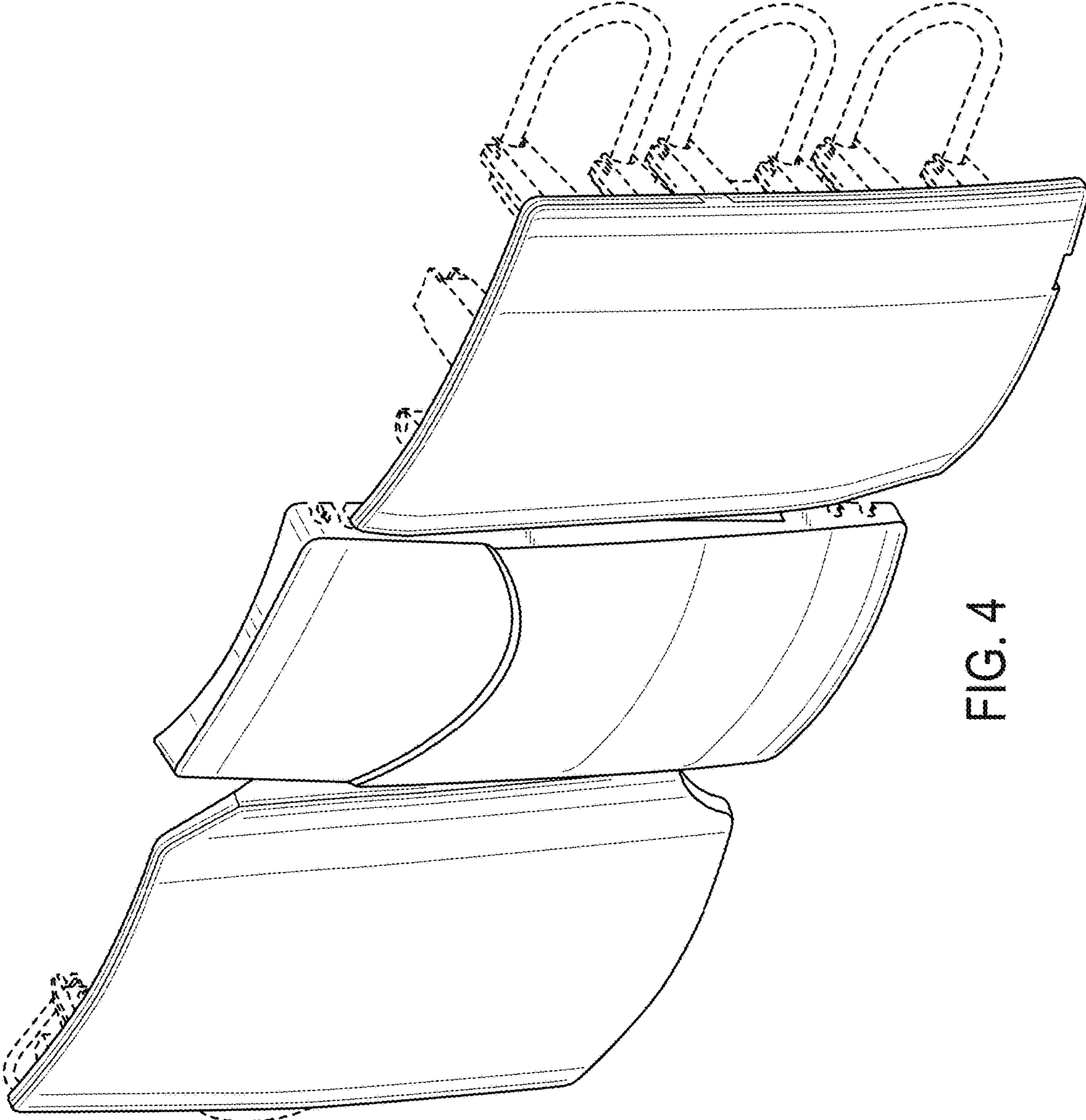


FIG. 4