



US00D823999S

(12) **United States Design Patent**
Stevenson et al.

(10) **Patent No.:** US D823,999 S
(45) **Date of Patent:** ** Jul. 24, 2018

- (54) **LAVATORY**
- (71) Applicant: **Kohler Mira Limited**, Gloucestershire (GB)
- (72) Inventors: **Robert Karl Stevenson**, London (GB);
Alexander Muspratt Williams, London (GB)
- (73) Assignee: **KOHLER MIRA LIMITED** (GB)
- (**) Term: **15 Years**
- (21) Appl. No.: **29/626,891**
- (22) Filed: **Nov. 21, 2017**

- D538,410 S 3/2007 Chensesseau
 - D588,239 S 3/2009 Slothower
 - D598,990 S 8/2009 Duringer
 - D599,448 S 9/2009 Duringer
 - D634,409 S 3/2011 Palomba
 - D634,410 S 3/2011 Palomba
 - D645,125 S 9/2011 Palomba
 - D659,811 S 5/2012 Licini
 - D667,940 S 9/2012 Licini
 - D713,513 S * 9/2014 Chen D23/284
 - D744,074 S 11/2015 Adkison
- (Continued)

Primary Examiner — Brandon M Rosati
Assistant Examiner — John A Voytek
 (74) *Attorney, Agent, or Firm* — Foley & Lardner LLP

Related U.S. Application Data

- (62) Division of application No. 29/566,263, filed on May 27, 2016, now Pat. No. Des. 806,841.
- (51) **LOC (11) Cl.** **23-02**
- (52) **U.S. Cl.**
USPC **D23/308**; D23/293.1
- (58) **Field of Classification Search**
USPC D23/284–293.1, 303, 308
CPC A47K 1/04; A47B 77/06; A47J 47/20
See application file for complete search history.

(57) **CLAIM**

We claim the ornamental design for a lavatory, as shown and described.

DESCRIPTION

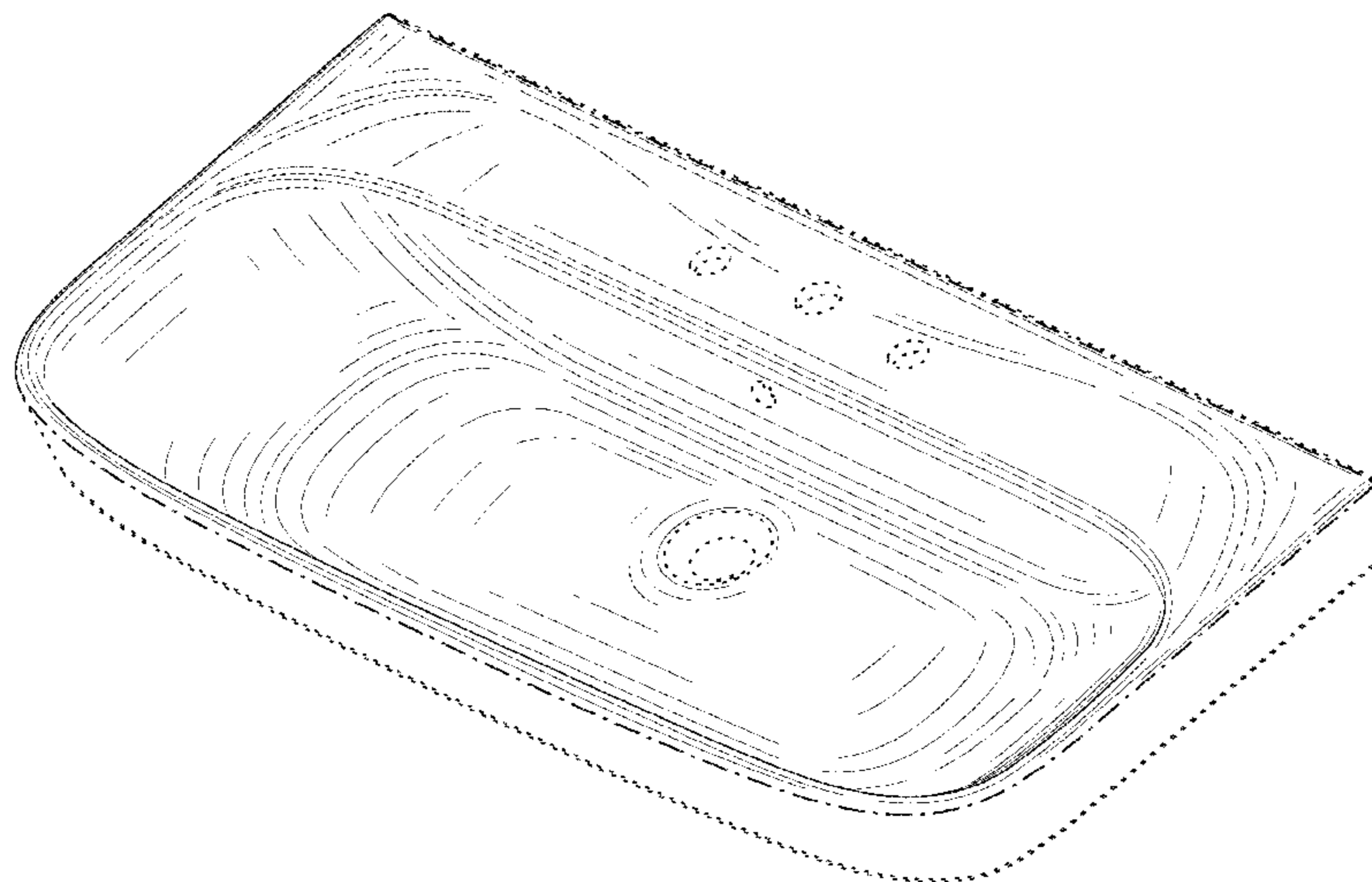
FIG. 1 is a perspective view of an embodiment of the claimed design;
 FIG. 2 is a top view of the embodiment of FIG. 1;
 FIG. 3 is a bottom view of the embodiment of FIG. 1;
 FIG. 4 is a front view of the embodiment of FIG. 1;
 FIG. 5 is a rear view of the embodiment of FIG. 1;
 FIG. 6 is a side view of the embodiment of FIG. 1;
 FIG. 7 is another side view of the embodiment of FIG. 1;
 FIG. 8 is a cross-sectional view taken along line 8-8 in FIG. 2; and,
 FIG. 9 is a cross-sectional view taken along line 9-9 in FIG. 2.

The ornamental design which is claimed is shown in solid lines in the drawings. The broken lines in the drawings form no part of the claimed design. Broken lines formed by equal length dashes show unclaimed subject matter. Broken lines formed of unequal length dashes (i.e., dash-dot) define bounds of the claimed design.

(56) **References Cited**
 U.S. PATENT DOCUMENTS

- D274,642 S 7/1984 Doman
- D292,732 S 11/1987 Gates et al.
- D293,930 S 1/1988 Reid
- D295,669 S 5/1988 Kolada
- D314,818 S 2/1991 Enthoven
- D328,338 S 7/1992 Ragonot
- D434,124 S 11/2000 McKeone
- D499,797 S 12/2004 Bates
- D508,984 S 8/2005 Gordon
- D509,574 S 9/2005 Sutopo
- D509,887 S 9/2005 Sutopo

1 Claim, 6 Drawing Sheets



(56)

References Cited

U.S. PATENT DOCUMENTS

D805,168 S * 12/2017 Stevenson D23/293.1
D805,169 S * 12/2017 Stevenson D23/293.1
D806,841 S * 1/2018 Stevenson D23/293.1

* cited by examiner

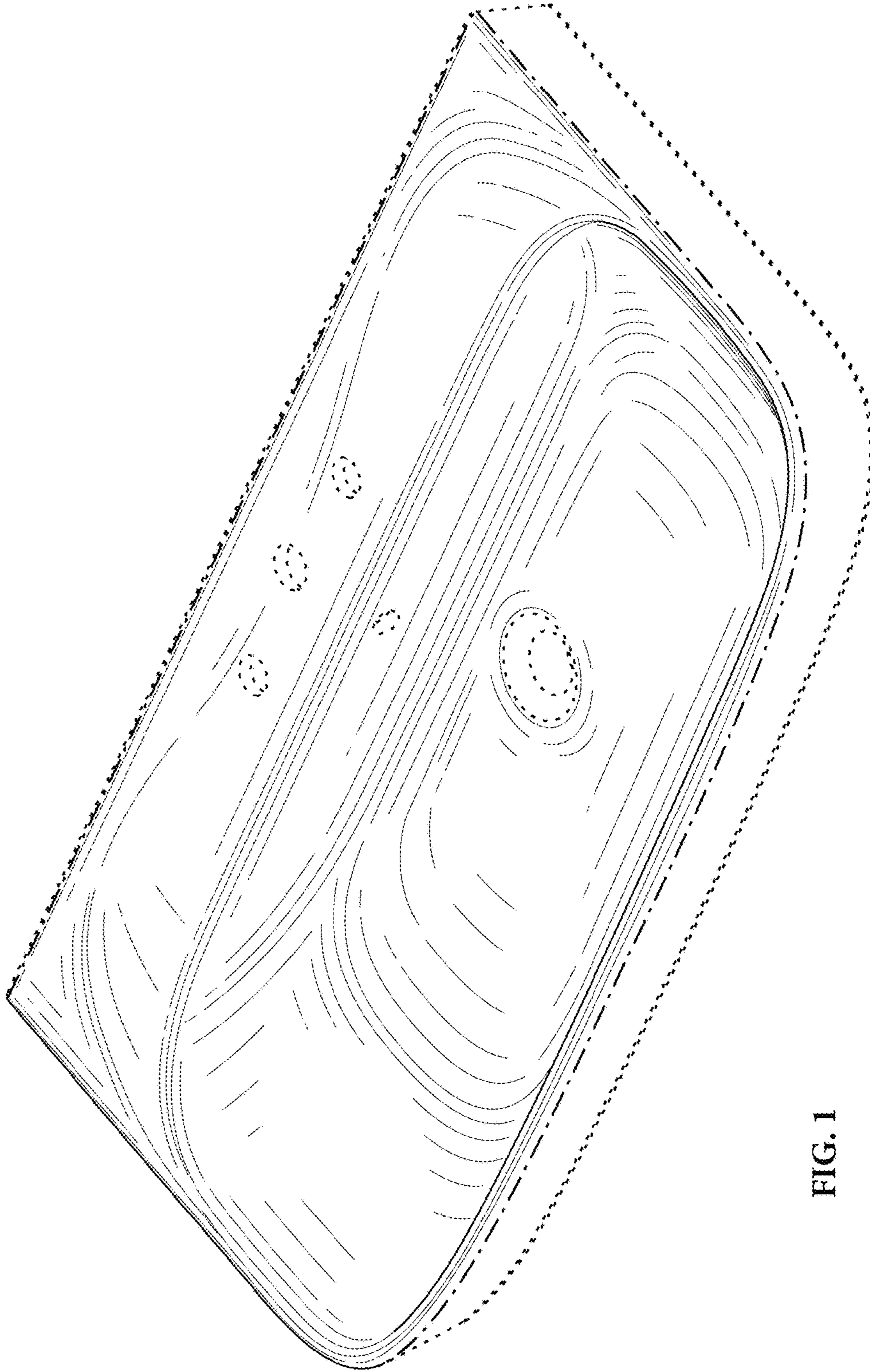


FIG. 1

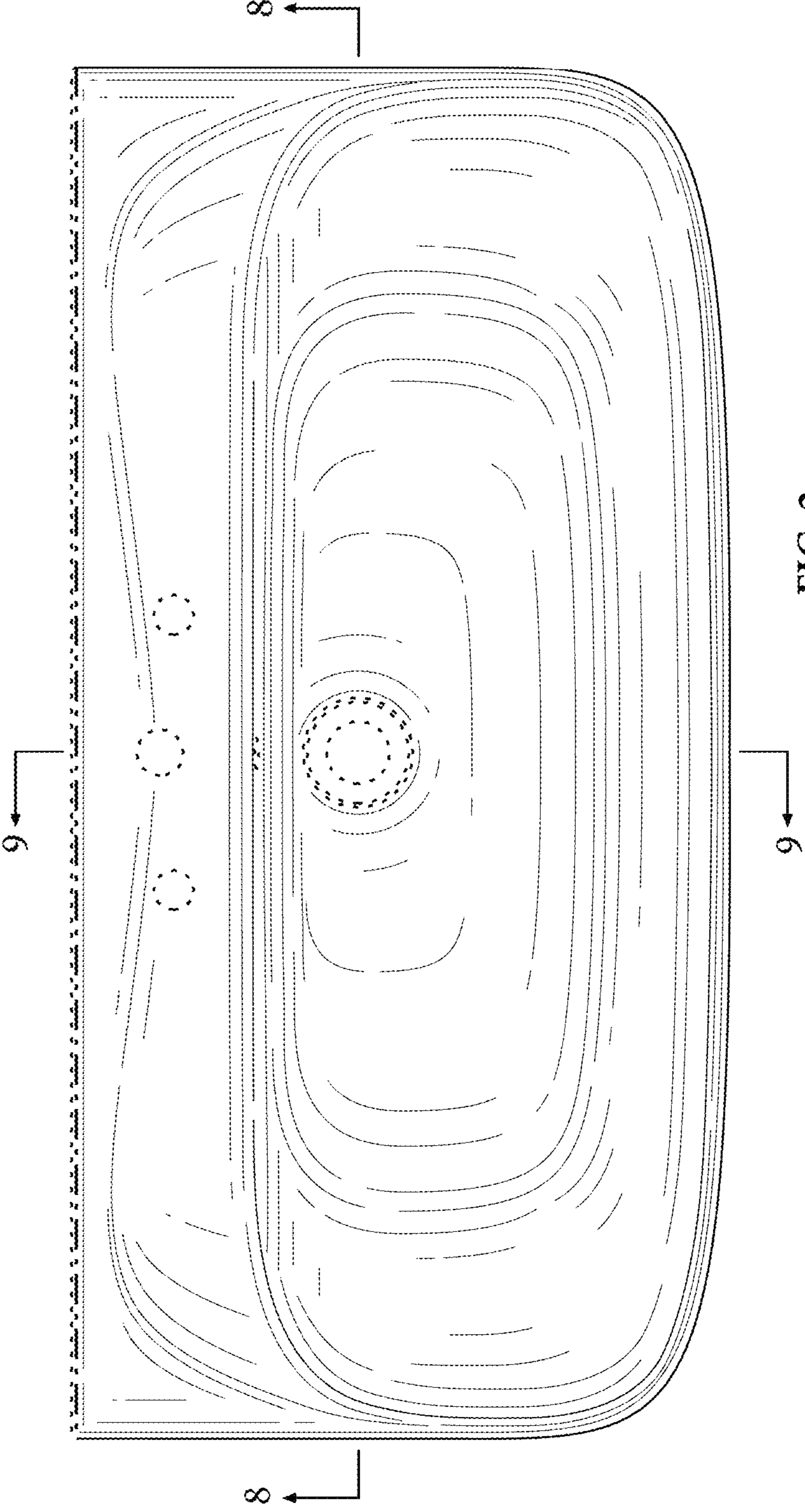


FIG. 2

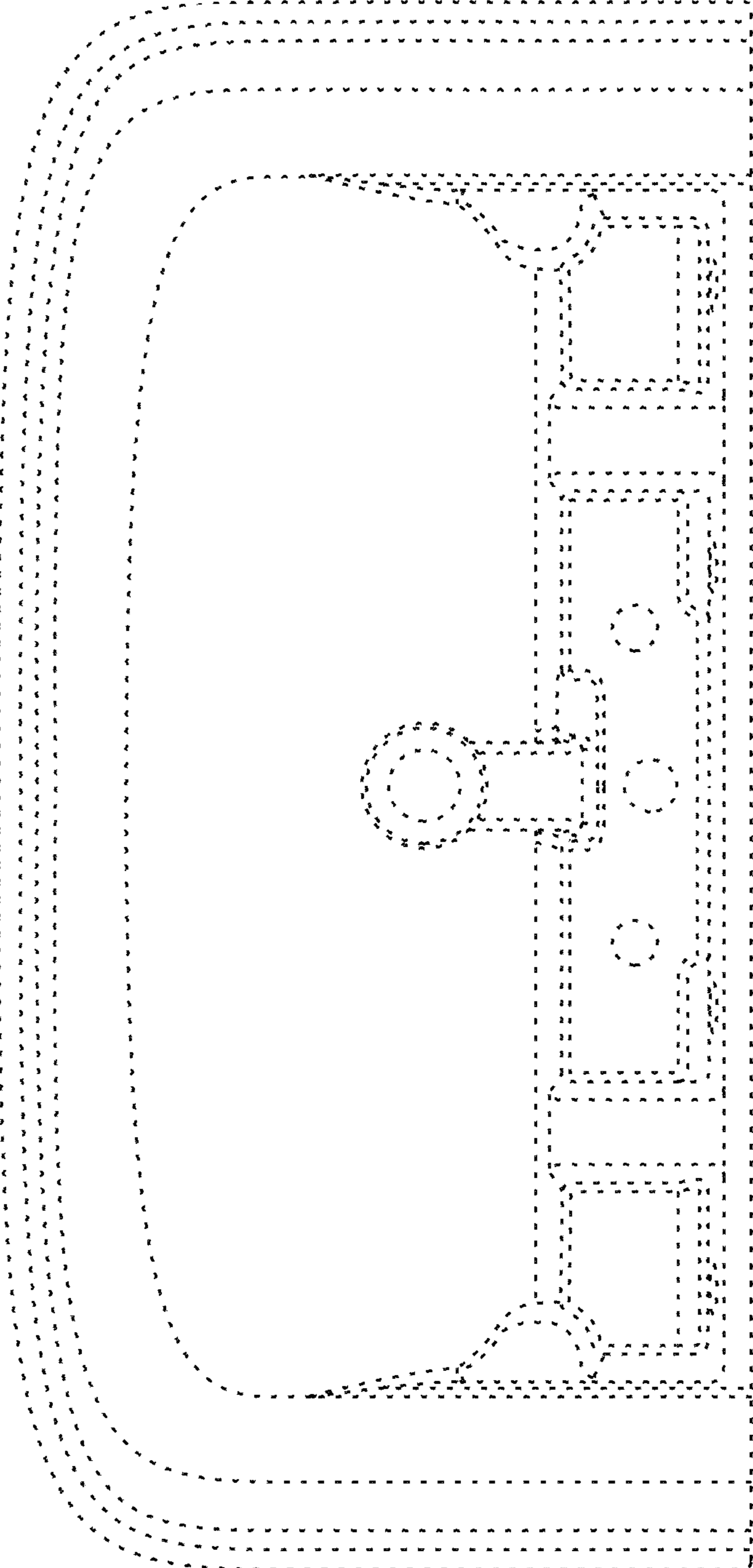


FIG. 3




FIG. 4

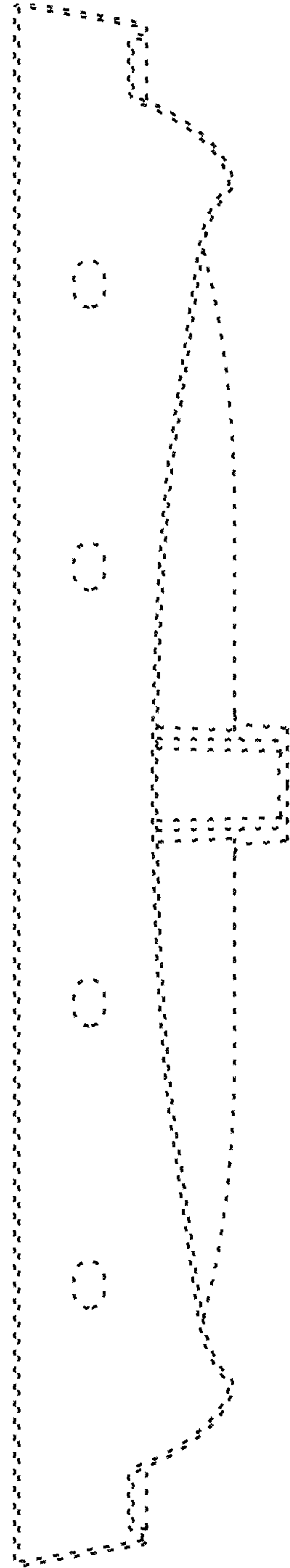


FIG. 5




FIG. 6




FIG. 7

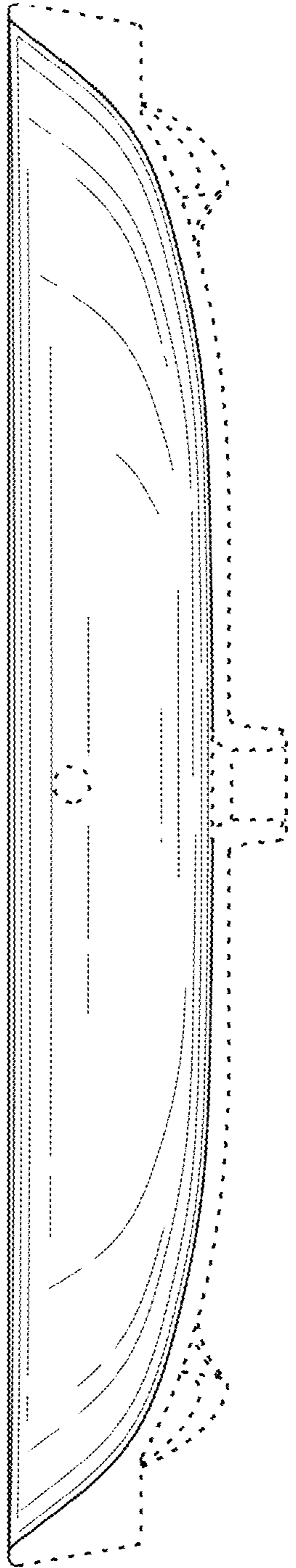


FIG. 8

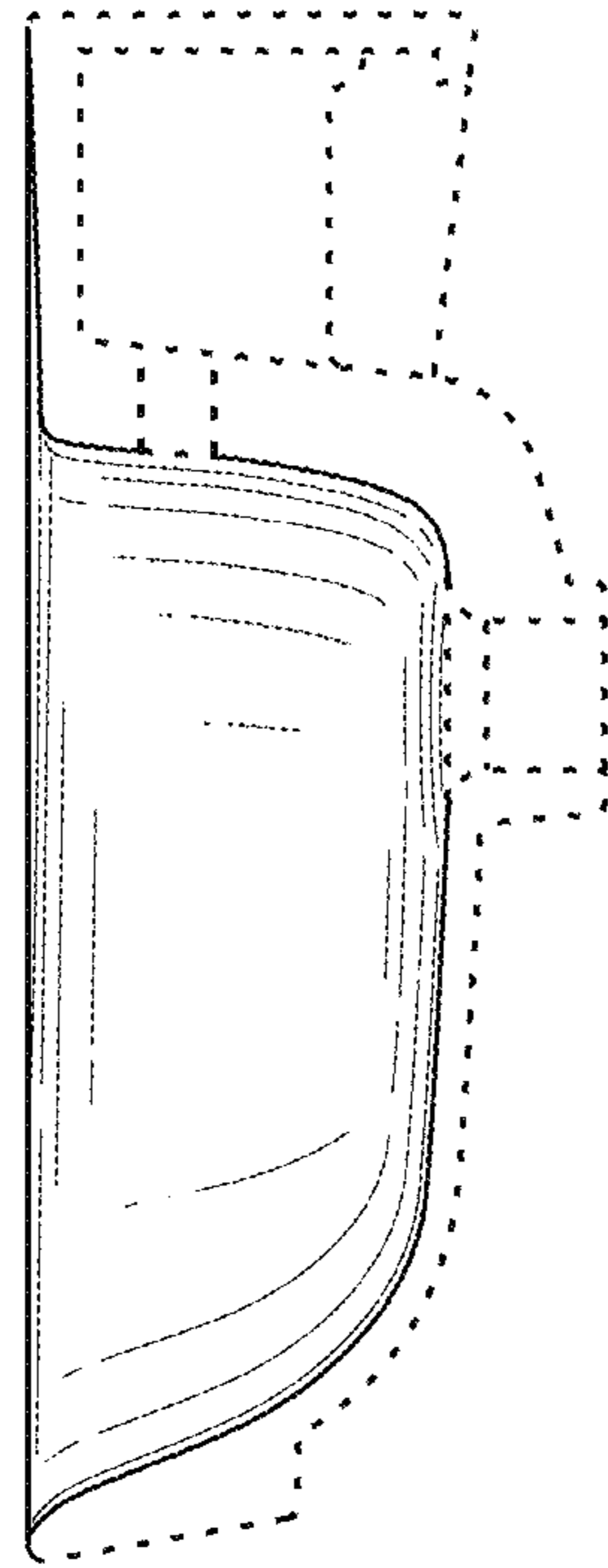


FIG. 9