



US00D823987S

(12) **United States Design Patent**  
**Downey et al.**

(10) **Patent No.:** **US D823,987 S**  
(45) **Date of Patent:** **\*\* Jul. 24, 2018**

(54) **FAUCET**

(71) Applicant: **Spectrum Brands, Inc.**, Middleton, WI (US)

(72) Inventors: **David Downey**, Mission Viejo, CA (US); **Tony Zhang**, Xiamen (CN)

(73) Assignee: **Spectrum Brands, Inc.**, Middleton, WI (US)

(\*\*) Term: **15 Years**

(21) Appl. No.: **29/590,075**

(22) Filed: **Jan. 6, 2017**

(51) **LOC (11) Cl.** ..... **23-01**

(52) **U.S. Cl.**  
USPC ..... **D23/238**

(58) **Field of Classification Search**  
USPC ..... D23/238-243, 249-250, 252, 254-255, D23/257; D08/307-308  
CPC ..... Y10T 137/9464  
See application file for complete search history.

(56) **References Cited**

**U.S. PATENT DOCUMENTS**

D538,892 S 3/2007 Gilbert  
D593,185 S 5/2009 Williams

D609,308 S 2/2010 Fritz et al.  
D676,530 S \* 2/2013 Kwok ..... D23/252  
D751,181 S 3/2016 Gilbert et al.  
D797,903 S \* 9/2017 Zhang ..... D23/257

\* cited by examiner

*Primary Examiner* — Robert A Delehanty

(74) *Attorney, Agent, or Firm* — Banner & Witcoff, Ltd.

(57) **CLAIM**

The ornamental design for a faucet, as shown and described.

**DESCRIPTION**

FIG. 1 is a front perspective view of a faucet showing our new design;  
FIG. 2 is a right side view thereof;  
FIG. 3 is a left side view thereof;  
FIG. 4 is a front view thereof;  
FIG. 5 is a rear view thereof;  
FIG. 6 is a top view thereof; and,  
FIG. 7 is a bottom view thereof.  
The broken line showing of the two circular regions represents unclaimed subject matter and forms no part of the claimed design.

**1 Claim, 7 Drawing Sheets**





FIG. 1





FIG. 2



FIG. 3






FIG. 4




FIG. 5






FIG. 6




FIG. 7