

US00D823964S

(12) **United States Design Patent**
Dolezel

(10) **Patent No.:** **US D823,964 S**
(45) **Date of Patent:** **** Jul. 24, 2018**

- (54) **GOLF CLUB HEAD**
- (71) Applicant: **DUNLOP SPORTS CO. LTD.,**
Kobe-shi, Hyogo (JP)
- (72) Inventor: **Keith F. Dolezel,** Covina, CA (US)
- (73) Assignee: **DUNLOP SPORTS CO. LTD.,** Kobe
(JP)
- (**) Term: **15 Years**
- (21) Appl. No.: **29/607,013**
- (22) Filed: **Jun. 9, 2017**
- (51) **LOC (11) Cl.** **21-02**
- (52) **U.S. Cl.**
USPC **D21/759**
- (58) **Field of Classification Search**
USPC D21/747-751, 759
CPC A63B 53/00; A63B 53/02; A63B 53/04;
A63B 53/047; A63B 53/0475; A63B
2053/0479; A63B 2053/0483; A63B
2053/0445; A63B 60/00; A63B 60/46
See application file for complete search history.

| | | | | |
|----------------|---------|---------------|-------|------------------------|
| D591,809 S * | 5/2009 | Carlyle | | D21/747 |
| D596,251 S * | 7/2009 | Guerrette | | D21/747 |
| D627,845 S * | 11/2010 | Day | | D21/759 |
| D629,477 S * | 12/2010 | Rollinson | | D21/752 |
| D675,690 S * | 2/2013 | Breier | | D21/747 |
| D694,843 S * | 12/2013 | Brunski | | D21/759 |
| 8,795,102 B2 * | 8/2014 | Knight | | A63B 53/047 473/350 |
| D732,128 S * | 6/2015 | Dolezel | | D21/759 |
| D733,820 S * | 7/2015 | Dolezel | | D21/747 |
| D746,926 S * | 1/2016 | Parsons | | D21/747 |
| D754,806 S * | 4/2016 | Bacon | | D21/747 |
| D764,610 S * | 8/2016 | Parsons | | D21/747 |
| D766,388 S * | 9/2016 | Wang | | D21/747 |
| D779,007 S * | 2/2017 | Oyler | | D21/747 |
| D791,893 S * | 7/2017 | Wang | | D21/747 |
| D797,223 S * | 9/2017 | Kitching, Jr. | | D21/747 |
| D807,975 S * | 1/2018 | Wang | | D21/747 |
| D815,704 S * | 4/2018 | Clarke | | D21/747 |

(Continued)

Primary Examiner — Mitchell Siegel
(74) *Attorney, Agent, or Firm* — Oliff PLC

(57) **CLAIM**

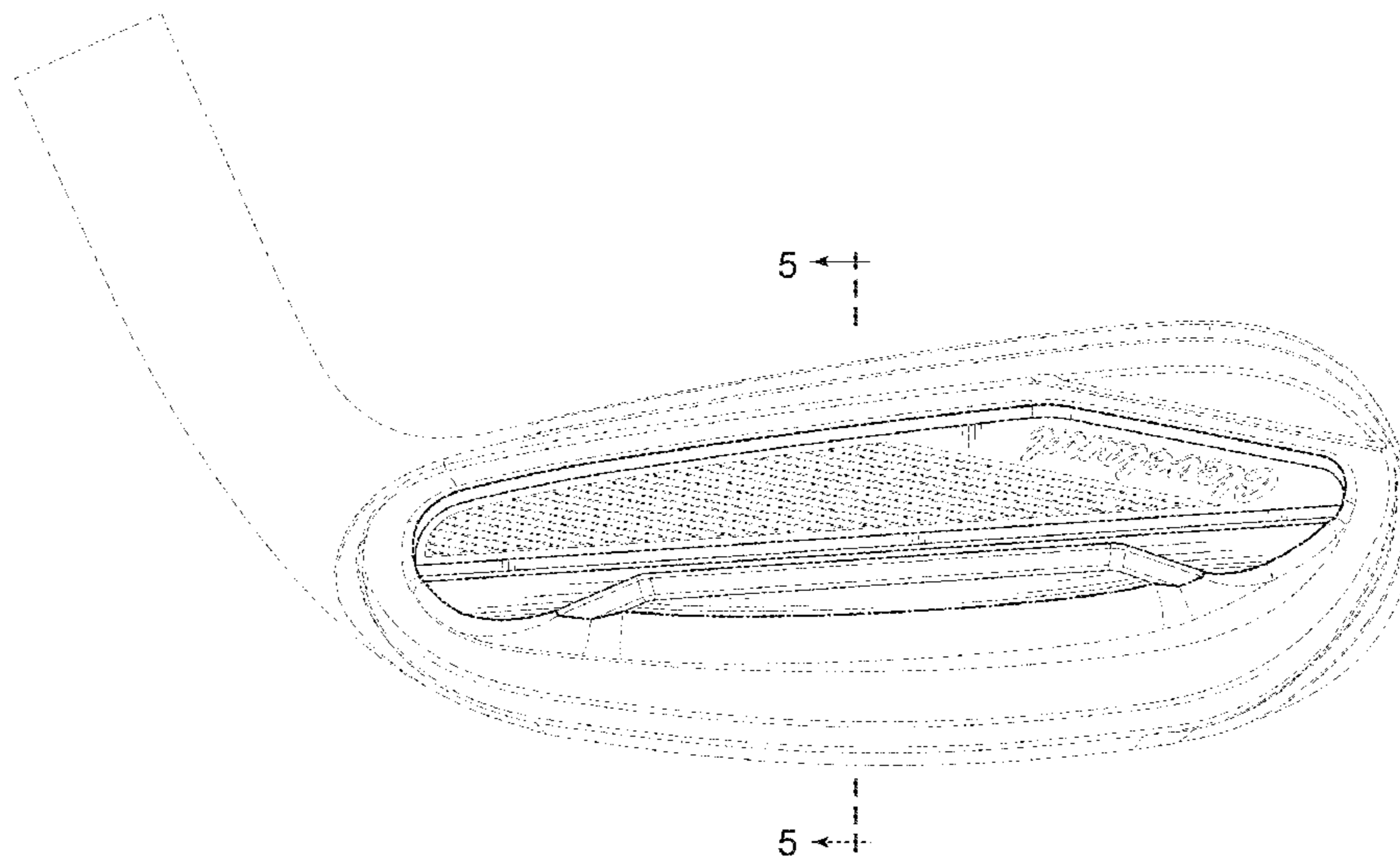
The ornamental design for a golf club head, as shown and described.

DESCRIPTION

FIG. 1 is a bottom, heel-side, rear perspective view of the golf club head;
 FIG. 2 is a rear elevational view thereof;
 FIG. 3 is a toe-side elevational view thereof;
 FIG. 4 is a heel-side elevational view thereof; and,
 FIG. 5 is a cross-sectional view thereof taken along line 5-5 in FIG. 2.
 The dot-dash chain lines depict boundaries of the claimed subject matter, and thus form no part of the claimed design. The broken lines depict unclaimed parts of the golf club head, and thus form no part of the claimed design.

1 Claim, 4 Drawing Sheets

- (56) **References Cited**
U.S. PATENT DOCUMENTS
- 3,862,759 A * 1/1975 Evans A63B 53/04
473/328
- D332,812 S * 1/1993 Solheim D21/748
- D344,778 S * 3/1994 Solheim D21/748
- D357,293 S * 4/1995 Solheim D21/748
- D357,294 S * 4/1995 Solheim D21/748
- D473,605 S * 4/2003 Petersen D21/747
- D510,970 S * 10/2005 Elias D21/759
- D569,932 S * 5/2008 Peterman D21/748
- D574,045 S * 7/2008 Kim D21/747
- D574,914 S * 8/2008 Oldknow D21/759
- D577,399 S * 9/2008 Oldknow D21/759



(56)

References Cited

U.S. PATENT DOCUMENTS

2014/0274441 A1* 9/2014 Greer A63B 53/06
473/290

* cited by examiner

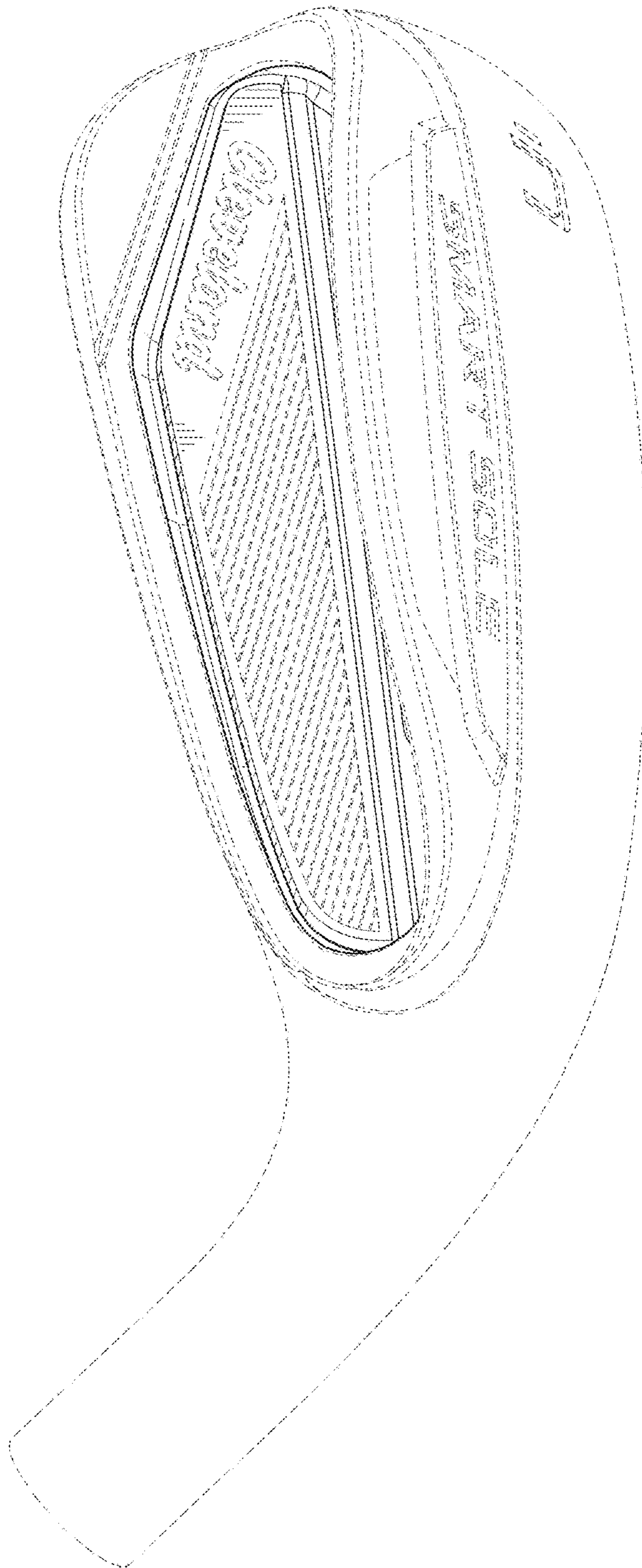


FIG. 1

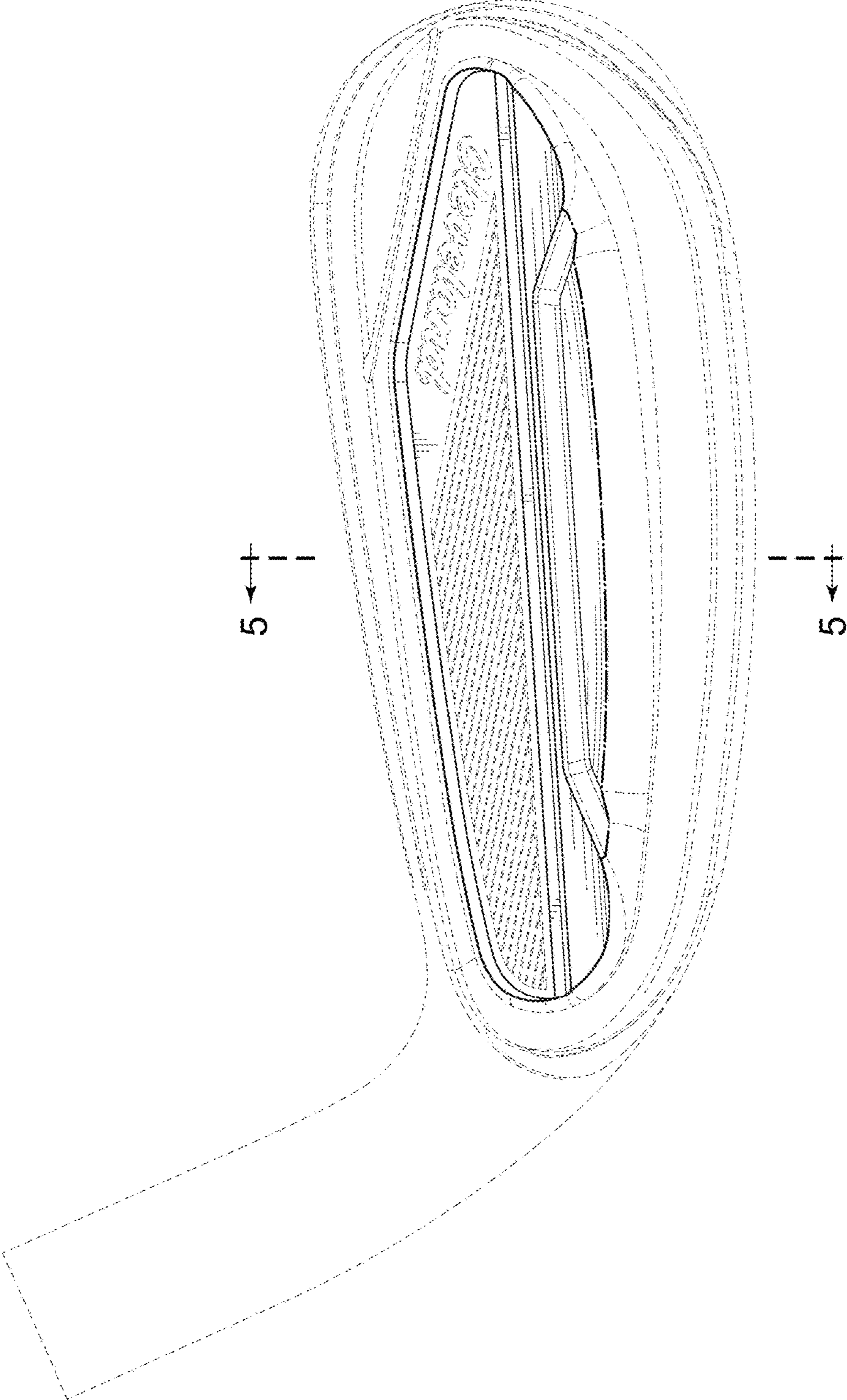


FIG. 2




FIG. 4




FIG. 3

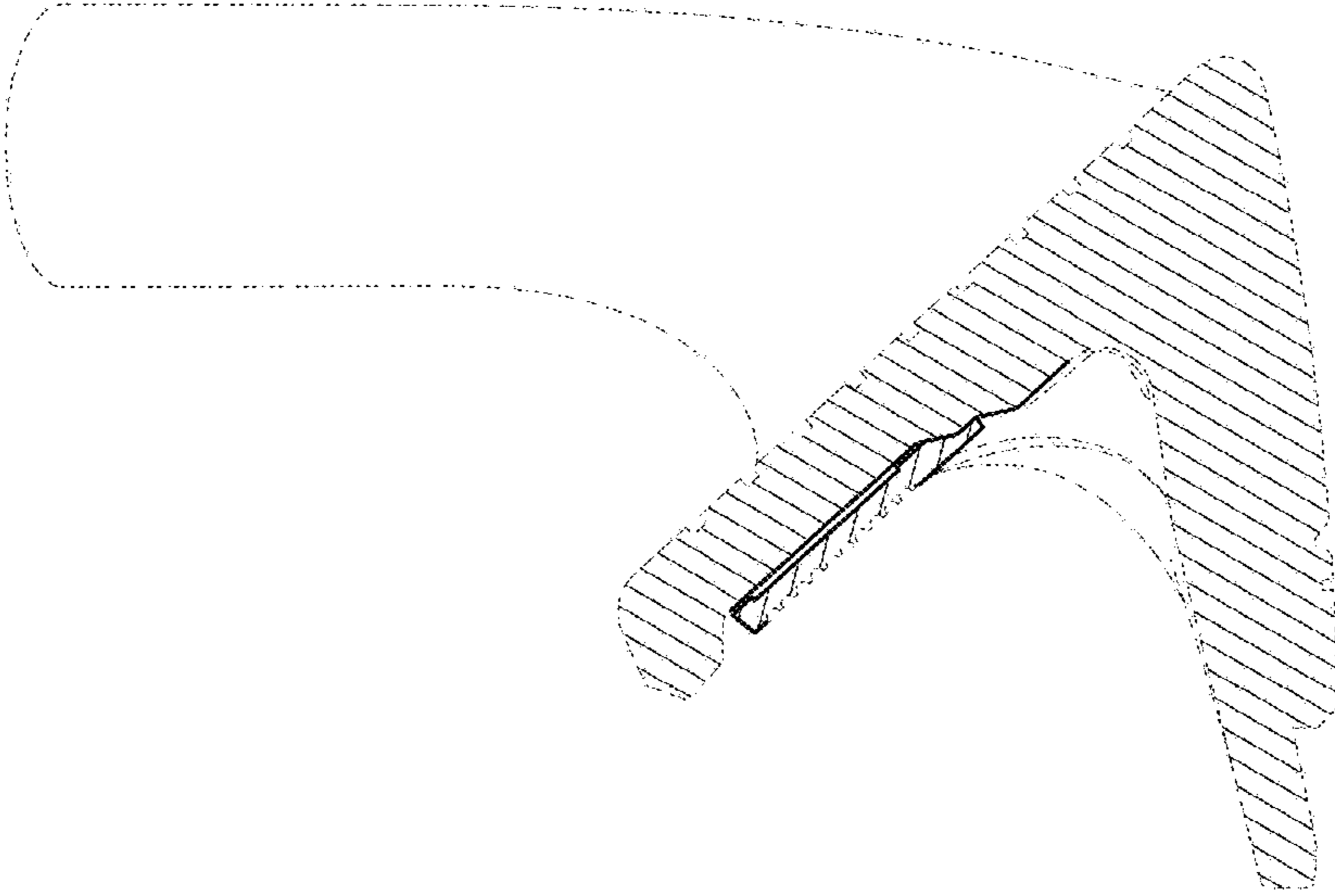


FIG. 5