



US00D823960S

(12) **United States Design Patent**
Dolezel

(10) **Patent No.:** **US D823,960 S**

(45) **Date of Patent:** **** Jul. 24, 2018**

(54) **GOLF CLUB HEAD**

(71) Applicant: **DUNLOP SPORTS CO. LTD.**,
Kobe-shi, Hyogo (JP)

(72) Inventor: **Keith F. Dolezel**, Covina, CA (US)

(73) Assignee: **DUNLOP SPORTS CO. LTD.**, Kobe
(JP)

(**) Term: **15 Years**

(21) Appl. No.: **29/606,986**

(22) Filed: **Jun. 9, 2017**

(51) **LOC (11) Cl.** **21-02**

(52) **U.S. Cl.**
USPC **D21/759**

(58) **Field of Classification Search**
USPC D21/747-751, 759
CPC A63B 53/00; A63B 53/02; A63B 53/04;
A63B 53/047; A63B 53/0475; A63B
2053/0479; A63B 2053/0483; A63B
2053/0445; A63B 60/00; A63B 60/46
See application file for complete search history.

(56) **References Cited**

U.S. PATENT DOCUMENTS

3,862,759	A *	1/1975	Evans	A63B 53/04 473/328
D332,812	S *	1/1993	Solheim	D21/748
D344,778	S *	3/1994	Solheim	D21/748
D357,293	S *	4/1995	Solheim	D21/748
D357,294	S *	4/1995	Solheim	D21/748
D473,605	S *	4/2003	Petersen	D21/747
D510,970	S *	10/2005	Elias	D21/759
D569,932	S *	5/2008	Peterman	D21/748
D574,045	S *	7/2008	Kim	D21/747
D574,914	S *	8/2008	Oldknow	D21/759
D577,399	S *	9/2008	Oldknow	D21/759
D591,809	S *	5/2009	Carlyle	D21/747
D596,251	S *	7/2009	Guerrette	D21/747

D627,845	S *	11/2010	Day	D21/759
D629,477	S *	12/2010	Rollinson	D21/752
D675,690	S *	2/2013	Breier	D21/747
D694,843	S *	12/2013	Brunski	D21/759
8,795,102	B2 *	8/2014	Knight	A63B 53/047 473/350
D732,128	S *	6/2015	Dolezel	D21/759
D733,820	S *	7/2015	Dolezel	D21/747
D746,926	S *	1/2016	Parsons	D21/747
D754,806	S *	4/2016	Bacon	D21/747
D764,610	S *	8/2016	Parsons	D21/747
D766,388	S *	9/2016	Wang	D21/747
D779,007	S *	2/2017	Oyler	D21/747
D791,893	S *	7/2017	Wang	D21/747
D797,223	S *	9/2017	Kitching, Jr.	D21/747
D807,975	S *	1/2018	Wang	D21/747

(Continued)

OTHER PUBLICATIONS

Titleist DTR Irons. www.titleist.com/golf-clubs/irons/dtr-irons. Jun. 11, 2016.

Primary Examiner — Mitchell Siegel
(74) *Attorney, Agent, or Firm* — Oliff PLC

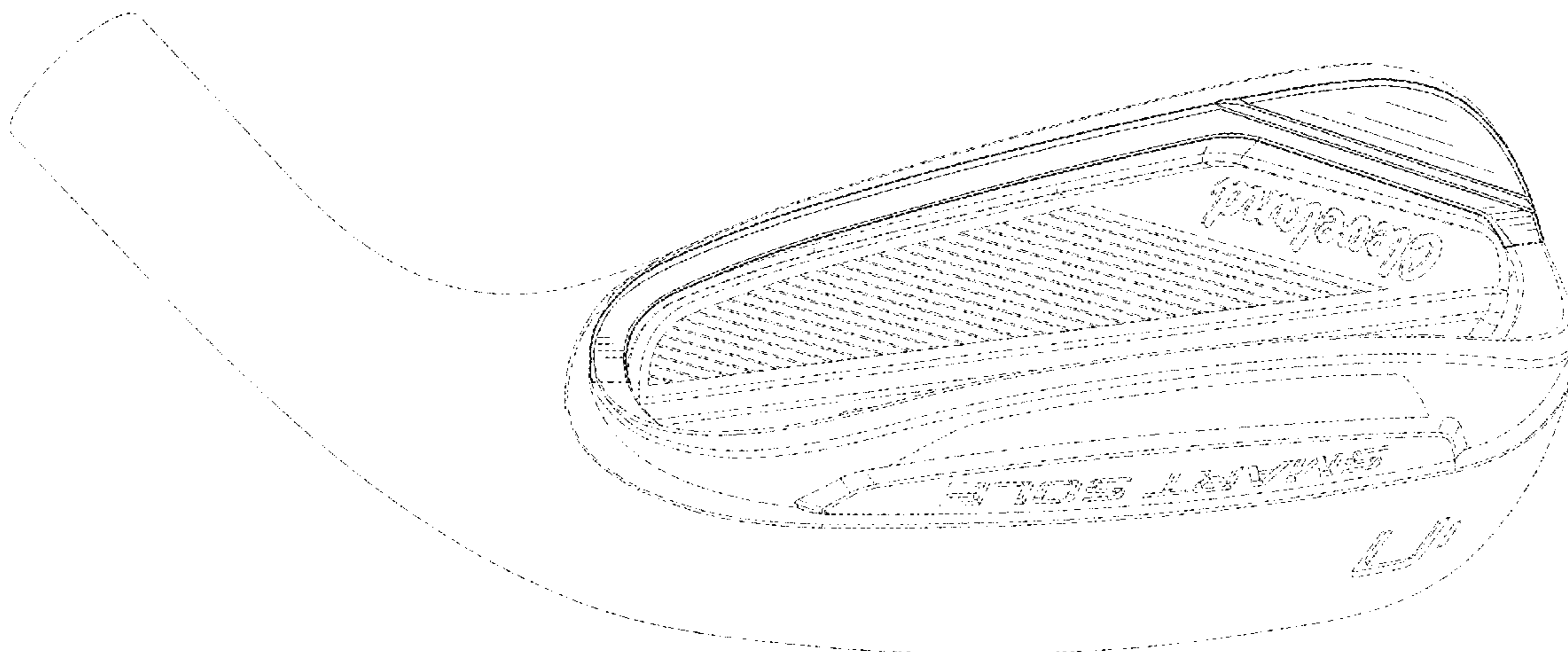
(57) **CLAIM**

The ornamental design for a golf club head, as shown and described.

DESCRIPTION

FIG. 1 is a bottom, heel-side, rear perspective view of the golf club head;
FIG. 2 is a rear elevational view thereof;
FIG. 3 is a heel-side elevational view thereof; and,
FIG. 4 is a toe-side elevational view thereof.
The dot-dash chain lines depict boundaries of the claimed subject matter, and thus form no part of the claimed design. The broken lines depict unclaimed parts of the golf club head, and thus form no part of the claimed design.

1 Claim, 3 Drawing Sheets



(56)

References Cited

U.S. PATENT DOCUMENTS

D815,704 S * 4/2018 Clarke D21/747
2014/0274441 A1 * 9/2014 Greer A63B 53/06
473/290

* cited by examiner

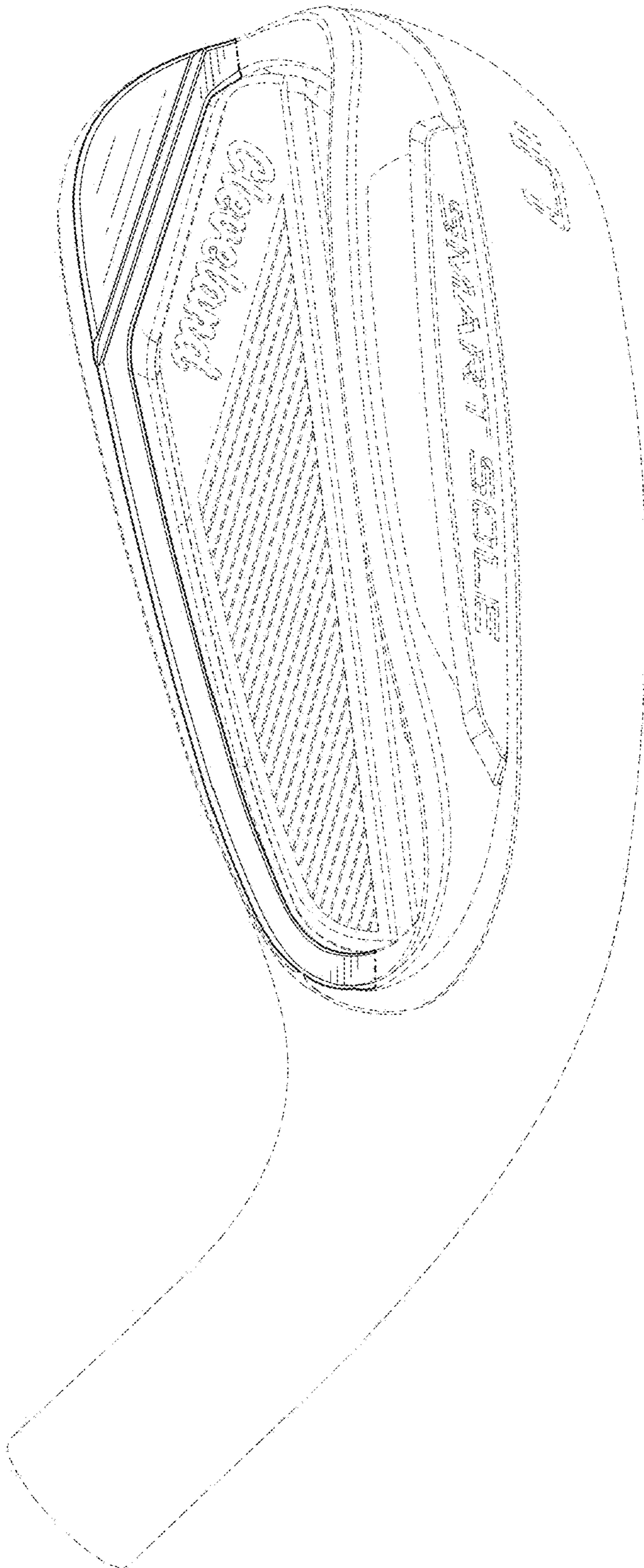


FIG. 1

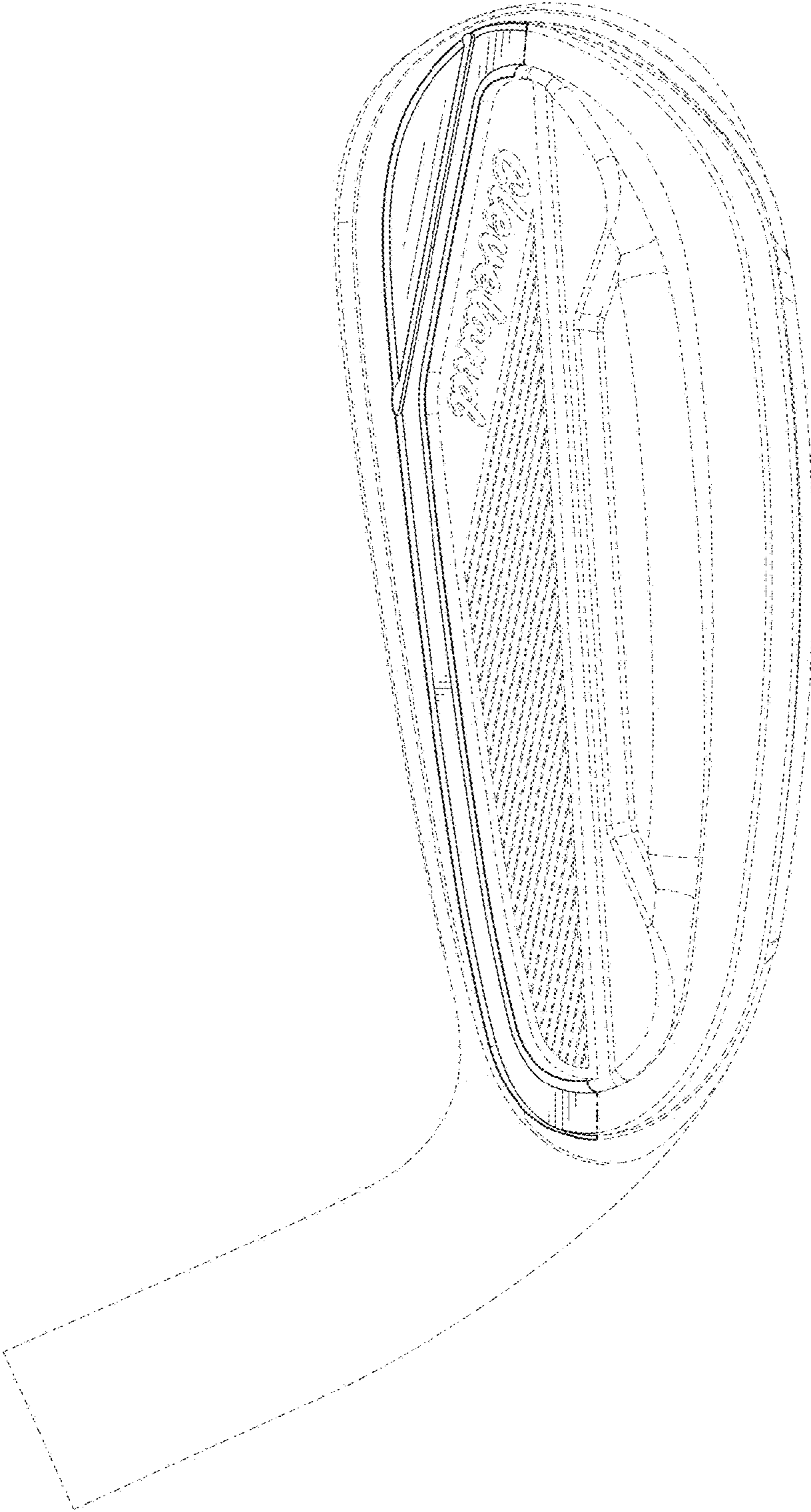


FIG. 2

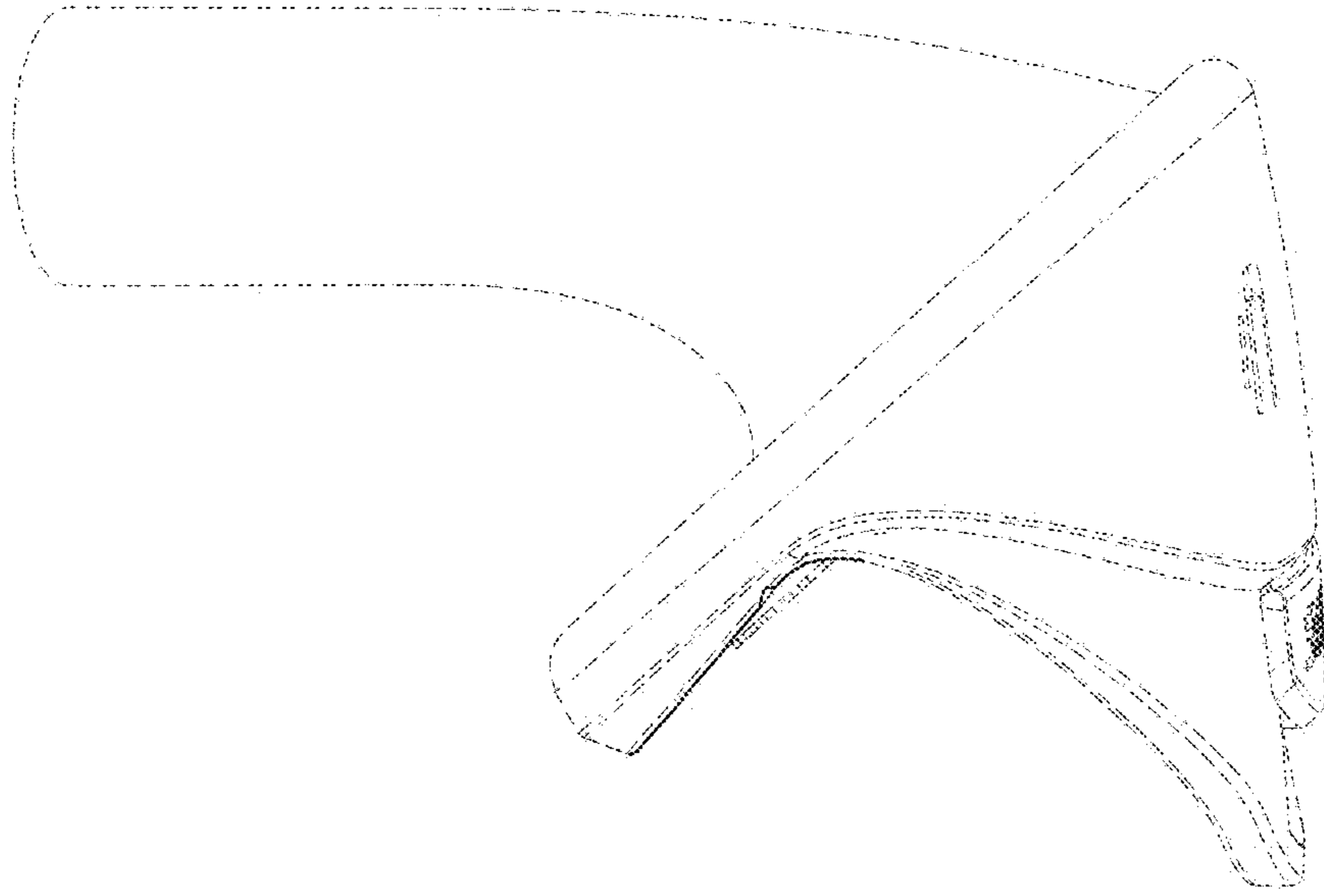


FIG. 4




FIG. 3