



US00D823858S

(12) **United States Design Patent** (10) **Patent No.:** **US D823,858 S**
Li et al. (45) **Date of Patent:** **** Jul. 24, 2018**

(54) **INFORMATION DISPLAY FOR A VEHICLE WITH A GRAPHICAL USER INTERFACE**

(71) Applicant: **MITSUBISHI ELECTRIC CORPORATION**, Tokyo (JP)

(72) Inventors: **Haozhou Li**, Tokyo (JP); **Hitoshi Sawada**, Tokyo (JP); **Tsutomu Matsubara**, Tokyo (JP)

(73) Assignee: **Mitsubishi Electric Corporation**, Tokyo (JP)

(**) Term: **14 Years**

(21) Appl. No.: **29/497,709**

(22) Filed: **Jul. 28, 2014**

(30) **Foreign Application Priority Data**

Jun. 2, 2014 (JP) 2014-011891
Jun. 2, 2014 (JP) 2014-011892

(51) **LOC (11) Cl.** **14-04**

(52) **U.S. Cl.**
USPC **D14/485**

(58) **Field of Classification Search**
USPC D14/485-495

(Continued)

(56) **References Cited**

U.S. PATENT DOCUMENTS

D395,410 S * 6/1998 Harrison D10/125
6,107,940 A * 8/2000 Grimm G08G 1/096716
340/436

(Continued)

OTHER PUBLICATIONS

Volvo self driving car user interface revealed, Oct. 5, 2015, rushlane.com, Copyright © 2009-2016, site visited Feb. 24, 2016, Available from Internet, < <https://www.rushlane.com/volvo-self-driving-car-user-interface-12166132.html>>.*

Primary Examiner — Karen E Kearney

Assistant Examiner — Sharon S Oum

(74) *Attorney, Agent, or Firm* — Studebaker & Brackett PC

(57) **CLAIM**

The ornamental design for an information display for a vehicle with a graphical user interface, as shown and described.

DESCRIPTION

The patent or application file contains at least one drawing executed in color. Copies of this patent or patent application publication with color drawing(s) will be provided by the Office upon request and payment of the necessary fee.

FIG. 1 is a first transitional image of an information display for vehicle with graphical user interface showing a first embodiment of our new design;

FIG. 2 is a second transitional image of the information display for vehicle with graphical user interface according to the first embodiment;

FIG. 3 is a third transitional image of the information display for vehicle with graphical user interface according to the first embodiment;

FIG. 4 is a fourth transitional image of the information display for vehicle with graphical user interface according to the first embodiment;

FIG. 5 is a first transitional image of information display for vehicle with graphical user interface showing a second embodiment of our new design;



FIG. 6 is a second transitional image of the information display for vehicle with graphical user interface according to the second embodiment;

FIG. 7 is a third transitional image of the information display for vehicle with graphical user interface according to the second embodiment; and,

FIG. 8 is a fourth transitional image of the information display for vehicle with graphical user interface according to the second embodiment.

The outer broken line illustrates the information display for vehicle. The remaining broken lines illustrate portions of the graphical use interface. The alternate long and short dash

(Continued)



line illustrates the boundary of the claimed design. Neither the broken lines nor the dash line form part of the claimed design.

The appearance of the transitional image sequentially transitions between the images shown in FIGS. 1-4. The appearance of the transitional image sequentially transitions between the images shown in FIGS. 5-8. The process or period in which one image transitions to another image forms no part of the claimed design.

**1 Claim, 4 Drawing Sheets
(2 of 4 Drawing Sheet(s) Filed in Color)**

(58) Field of Classification Search

CPC G01C 21/36; G08G 1/0962; G08F 1/123;
B60K 37/00

See application file for complete search history.

(56) References Cited

U.S. PATENT DOCUMENTS

D443,623 S * 6/2001 Niijima D14/485
D555,164 S * 11/2007 Sergio D14/486
D579,458 S * 10/2008 Nash D14/486
D602,037 S * 10/2009 Nash D14/486
7,663,533 B2 * 2/2010 Toennesen G01S 13/48
342/154
D626,135 S * 10/2010 Choi D14/486
D644,653 S * 9/2011 van der Spek D14/486
8,040,253 B2 * 10/2011 Kaller B60Q 9/008
340/435
D664,991 S * 8/2012 Scholpp D14/492
D667,018 S * 9/2012 Clanton D14/485
D686,244 S * 7/2013 Moriya D14/489
D687,838 S * 8/2013 Poeppel D14/485
8,676,431 B1 * 3/2014 Mariet B60T 7/22
701/28
D712,425 S * 9/2014 Nagaoka D14/485
8,831,813 B1 * 9/2014 Ferguson B60T 7/042
701/23

8,838,321 B1 * 9/2014 Ferguson G05D 1/0289
340/901
8,849,494 B1 * 9/2014 Herbach B60W 30/00
701/24
D719,175 S * 12/2014 Nguyen D14/485
D722,072 S * 2/2015 Sloo D14/486
D723,582 S * 3/2015 Green D14/486
8,989,944 B1 * 3/2015 Agarwal G01S 13/87
340/425.5
D727,939 S * 4/2015 Lee D14/486
D727,940 S * 4/2015 Lee D14/486
9,008,890 B1 * 4/2015 Herbach B60W 30/00
340/435
D728,596 S * 5/2015 Lee D14/486
D733,722 S * 7/2015 Ueda D14/485
D736,820 S * 8/2015 Clement D14/488
D744,494 S * 12/2015 Roberts D14/485
D745,020 S * 12/2015 Mariet D14/486
D746,835 S * 1/2016 Yamasaki D14/485
D747,730 S * 1/2016 Yamasaki D14/485
D754,190 S * 4/2016 Mariet D14/489
D754,204 S * 4/2016 Mariet D14/491
D761,295 S * 7/2016 Mariet D14/486
D766,304 S * 9/2016 Mariet D14/486
D771,681 S * 11/2016 Mariet D14/486
D772,260 S * 11/2016 Ingenlath D14/486
D778,304 S * 2/2017 Deusing D14/486
D780,197 S * 2/2017 Mariet D14/485
2004/0046713 A1 * 3/2004 Tanaka B60K 35/00
345/33
2005/0043879 A1 * 2/2005 Desens B60K 31/0008
701/96
2012/0050028 A1 * 3/2012 Mastronardi B60K 37/00
340/441
2012/0194681 A1 * 8/2012 Atsmon G01C 21/3602
348/149
2012/0267061 A1 * 10/2012 Fan B60R 11/00
160/368.1
2013/0134730 A1 * 5/2013 Ricci G06F 9/54
296/24.34
2014/0085111 A1 * 3/2014 Faber B62D 15/027
340/932.2
2014/0097951 A1 * 4/2014 Grgic B60T 8/885
340/453

* cited by examiner

Fig. 1




Fig. 2




Fig. 3




Fig. 4




FIG. 5




FIG. 6




Fig. 7




Fig. 8

