



US00D823849S

(12) **United States Design Patent**  
**Lim et al.**

(10) **Patent No.:** **US D823,849 S**  
(45) **Date of Patent:** **\*\* Jul. 24, 2018**

(54) **LAPTOP COMPUTER**

(71) Applicant: **SAMSUNG ELECTRONICS CO., LTD.**, Suwon-si, Gyeonggi-do (KR)

(72) Inventors: **Hyuntaik Lim**, Surrey (GB); **Jusuek Lee**, Ansan-si (KR)

(73) Assignee: **SAMSUNG ELECTRONICS CO., LTD.**, Gyeonggi-Do (KR)

(\*\*) Term: **15 Years**

(21) Appl. No.: **29/609,436**

(22) Filed: **Jun. 30, 2017**

(30) **Foreign Application Priority Data**

Apr. 12, 2017 (KR) ..... 30-2017-0016894

(51) **LOC (11) Cl.** ..... **14-02**

(52) **U.S. Cl.**  
USPC ..... **D14/318**

(58) **Field of Classification Search**

USPC ..... D14/315-327; D18/1, 2, 7, 11;  
235/145 A, 145 R; 341/22, 23; 345/104,  
345/156, 168, 169, 173; 361/679.08,  
361/679.09, 679.11, 679.26, 679.27  
CPC ..... G06F 1/16; G06F 1/1616; G06F 1/1626;  
G06F 1/1632; G06F 1/1613; G06F  
1/1601; G06F 1/1618; G06F 1/162; G06F  
1/166; G06F 1/1654; G06F 1/1681; G06F  
1/1637; G06F 1/1688; G06F 1/1656;  
H01R 35/02; H03M 11/00; G09B 13/04;  
H03K 17/94; G09G 5/00; F16M 11/10;  
H05K 5/00; H04M 1/0237

See application file for complete search history.

(56) **References Cited**

**U.S. PATENT DOCUMENTS**

D410,442 S \* 6/1999 Goodner ..... D14/318  
D446,787 S 8/2001 Massaro et al.

D449,307 S \* 10/2001 Amano ..... D14/318  
6,346,935 B1 \* 2/2002 Nakajima ..... G06F 1/1616  
345/173  
D478,089 S \* 8/2003 Yokota ..... D14/399  
D480,395 S \* 10/2003 Lee ..... D14/318  
D577,012 S \* 9/2008 Gralewski ..... D14/315

**FOREIGN PATENT DOCUMENTS**

KR 300259777 S 7/2000  
KR 300297310 S 6/2002

\* cited by examiner

*Primary Examiner* — Freda S Nunn

(74) *Attorney, Agent, or Firm* — Cantor Colburn LLP

(57) **CLAIM**

The ornamental design for a laptop computer, as shown and described.

**DESCRIPTION**

FIG. 1 is a perspective view of a laptop computer, showing our new design;  
FIG. 2 is a front view thereof;  
FIG. 3 is a rear view thereof;  
FIG. 4 is a left side view thereof;  
FIG. 5 is a right side view thereof;  
FIG. 6 is a top plan view thereof;  
FIG. 7 is a bottom view thereof;  
FIG. 8 is a top perspective view thereof, in an alternative position; and,  
FIG. 9 is a bottom perspective view thereof, in the alternative position.  
The broken lines illustrating portions of the laptop computer form no part of the claimed design.

**1 Claim, 9 Drawing Sheets**

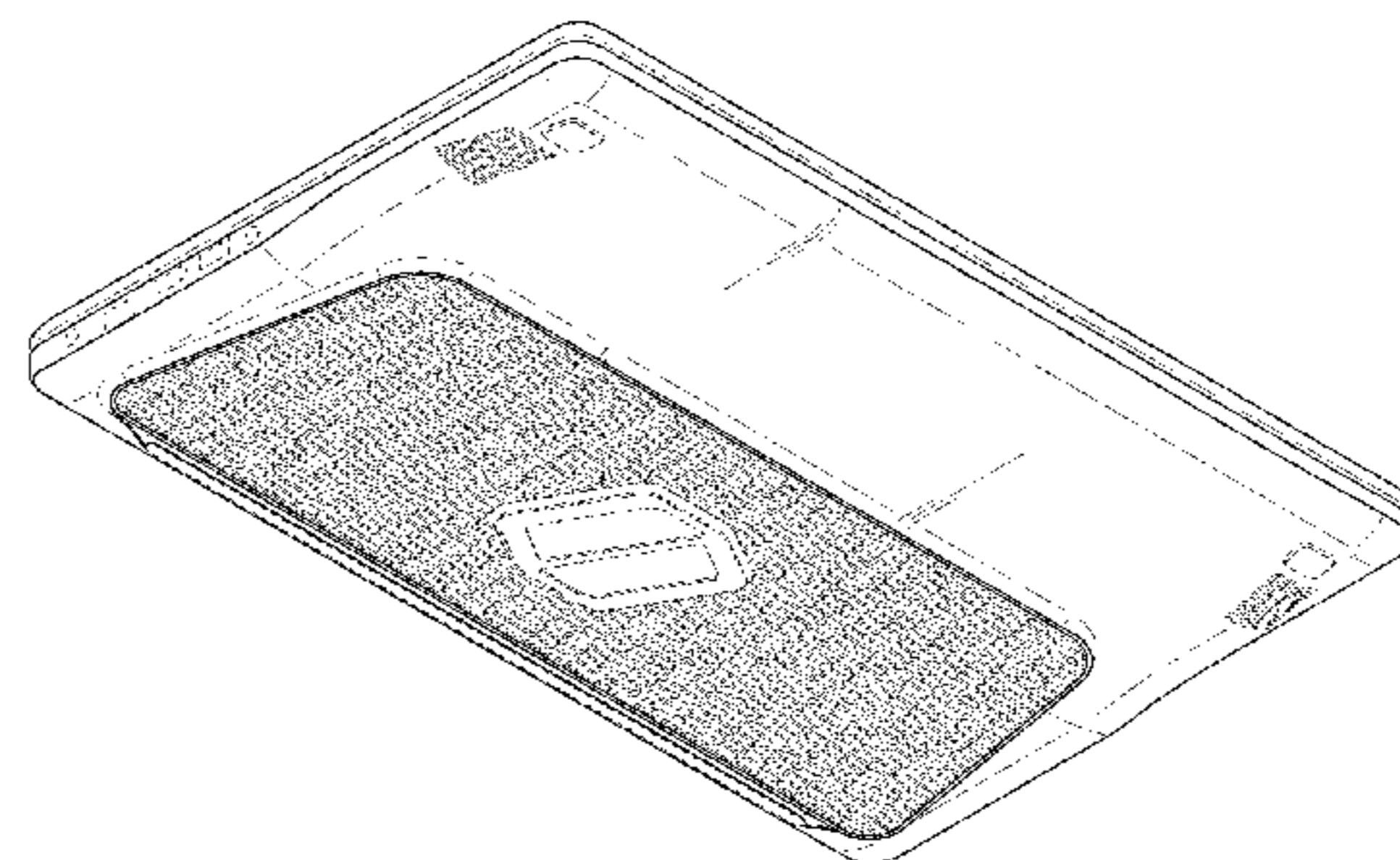
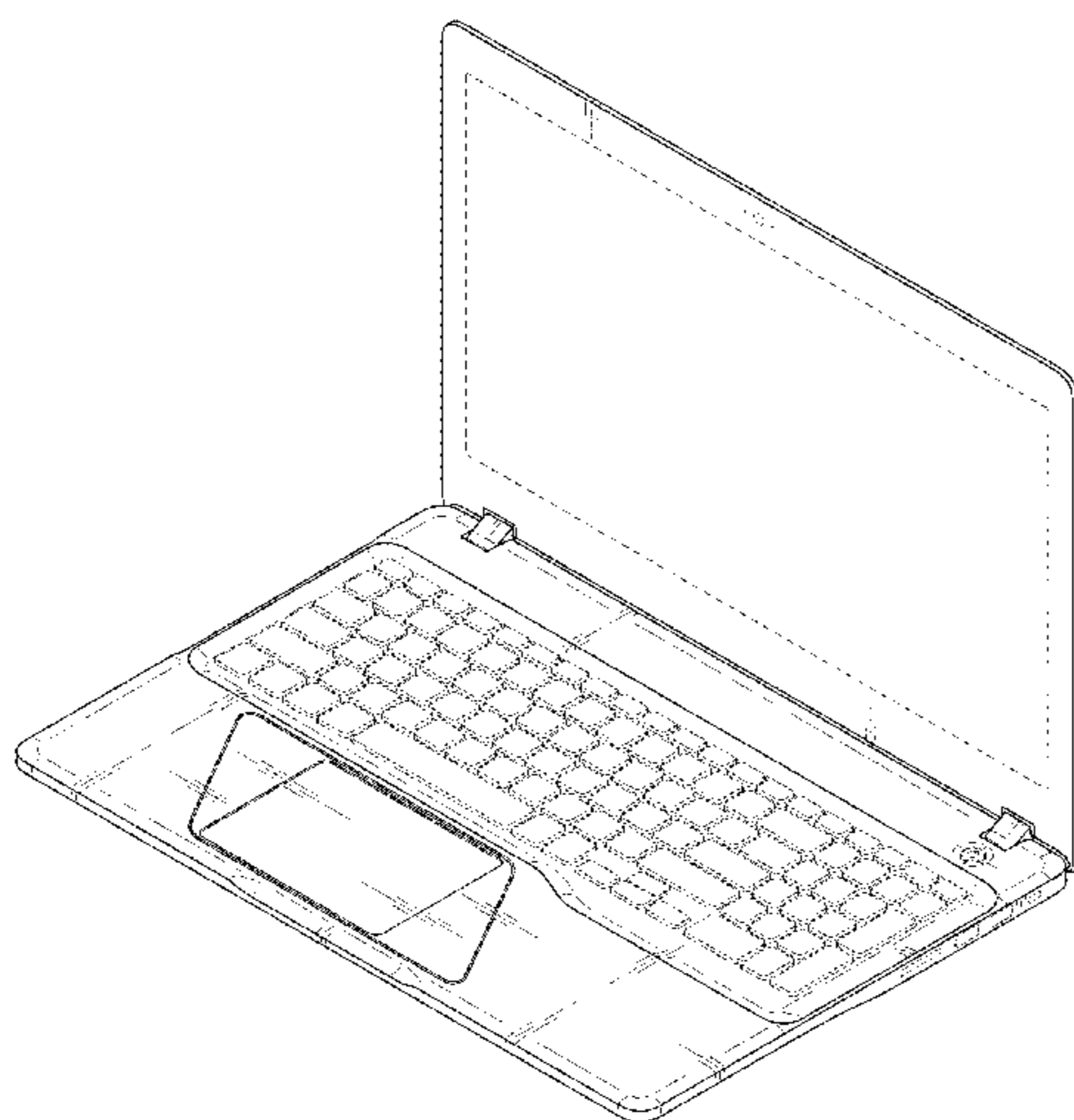


FIG. 1

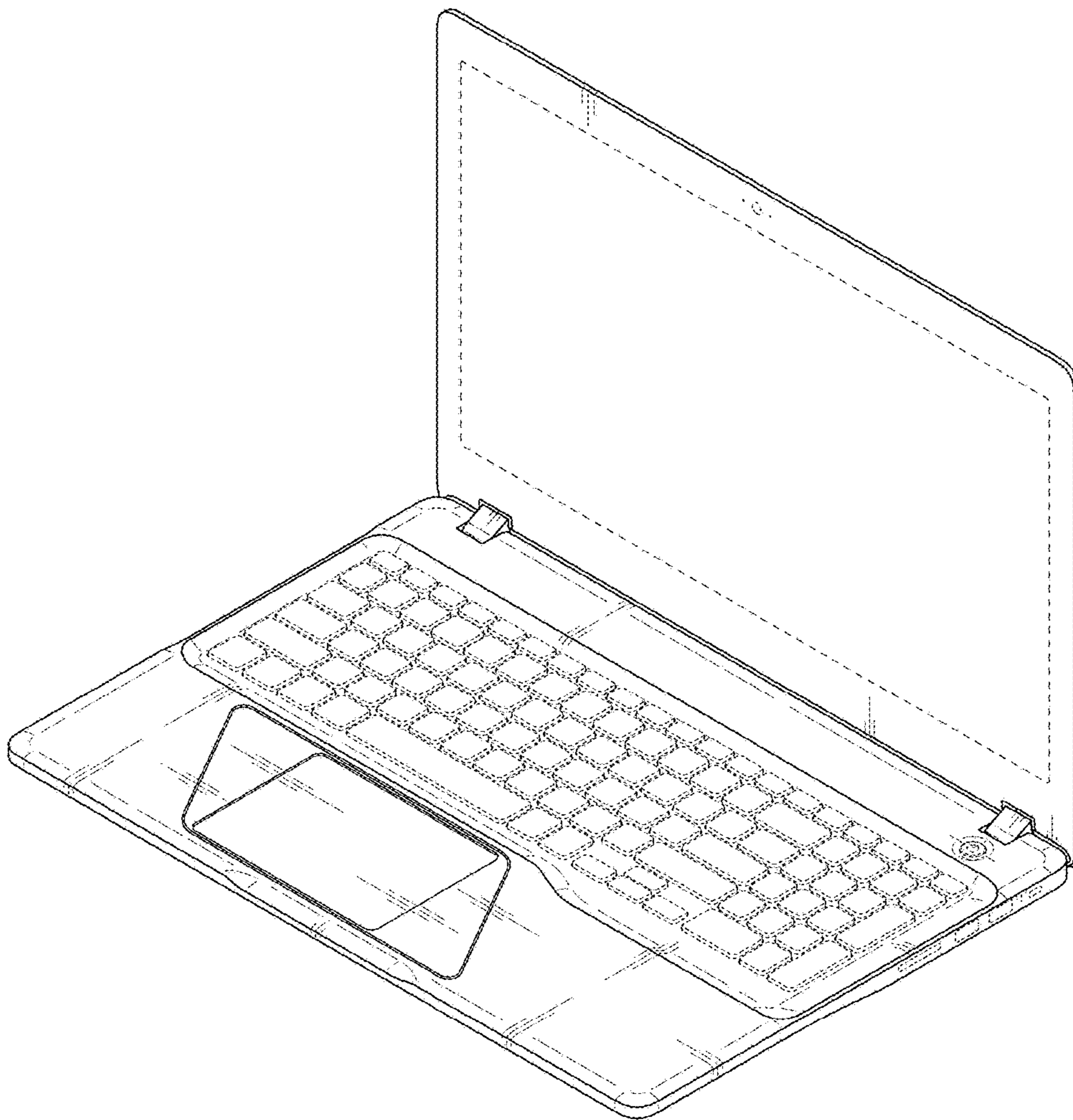


FIG. 2




FIG. 3

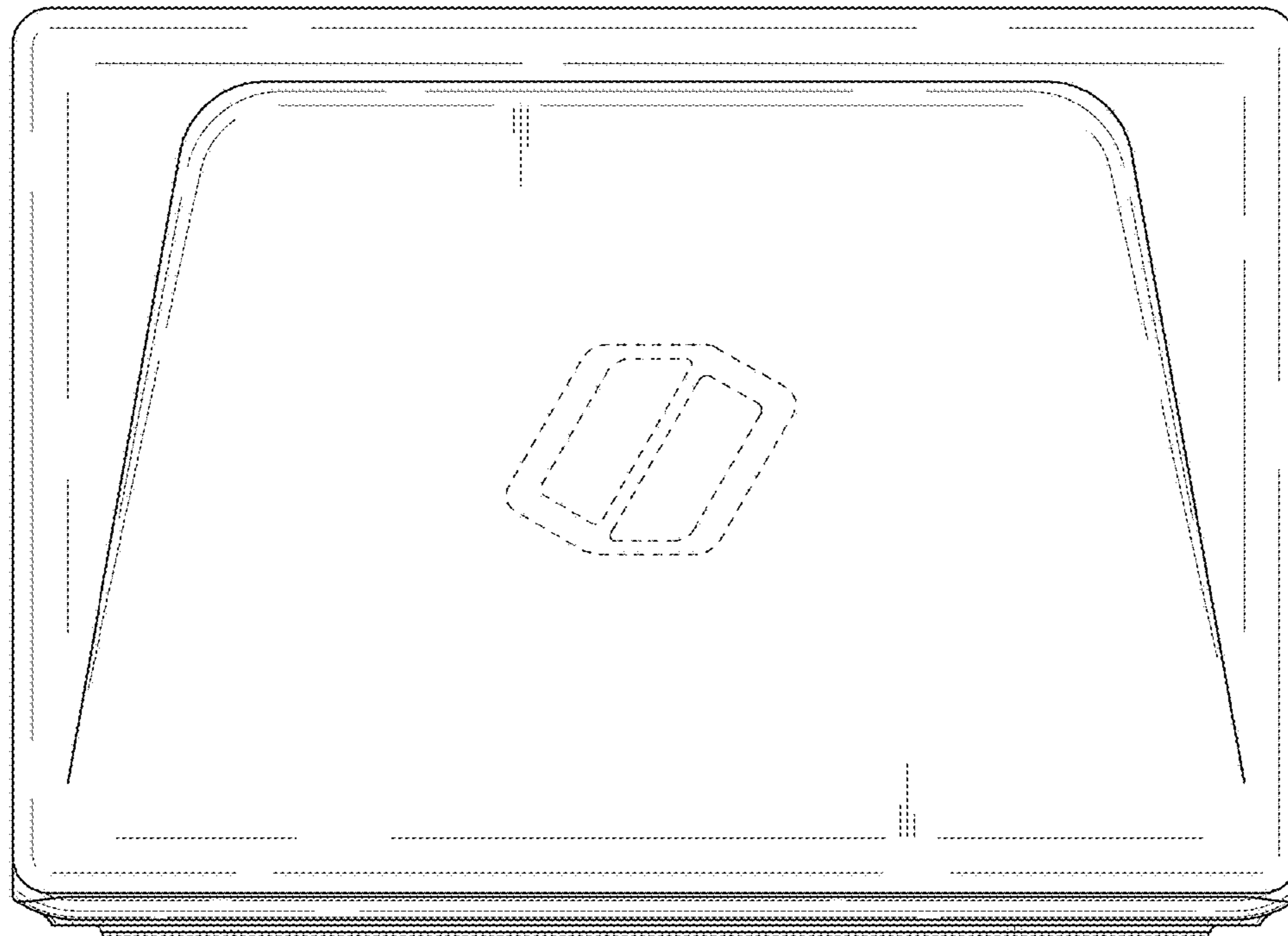


FIG. 4




FIG. 5




FIG. 6

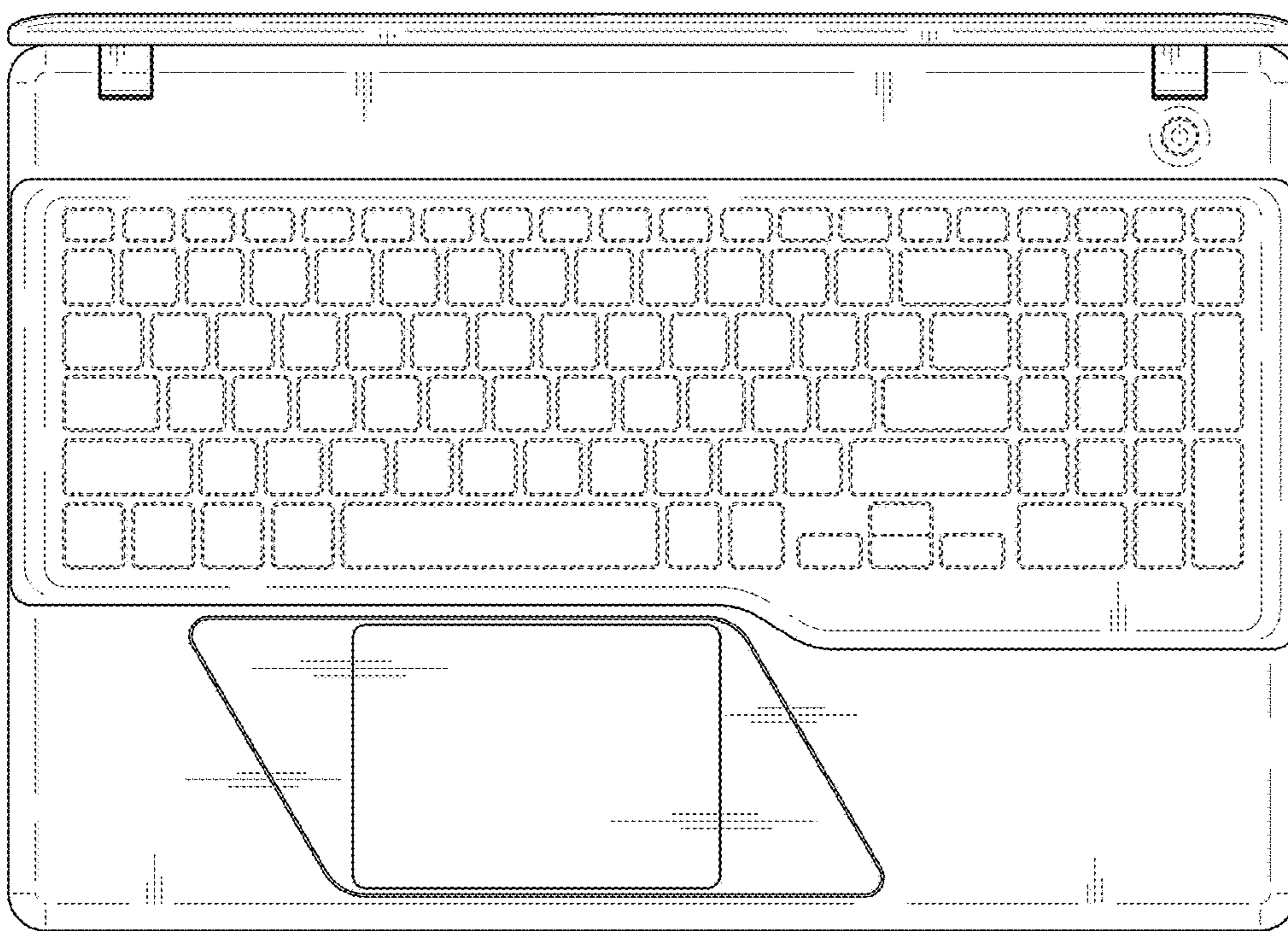


FIG. 7

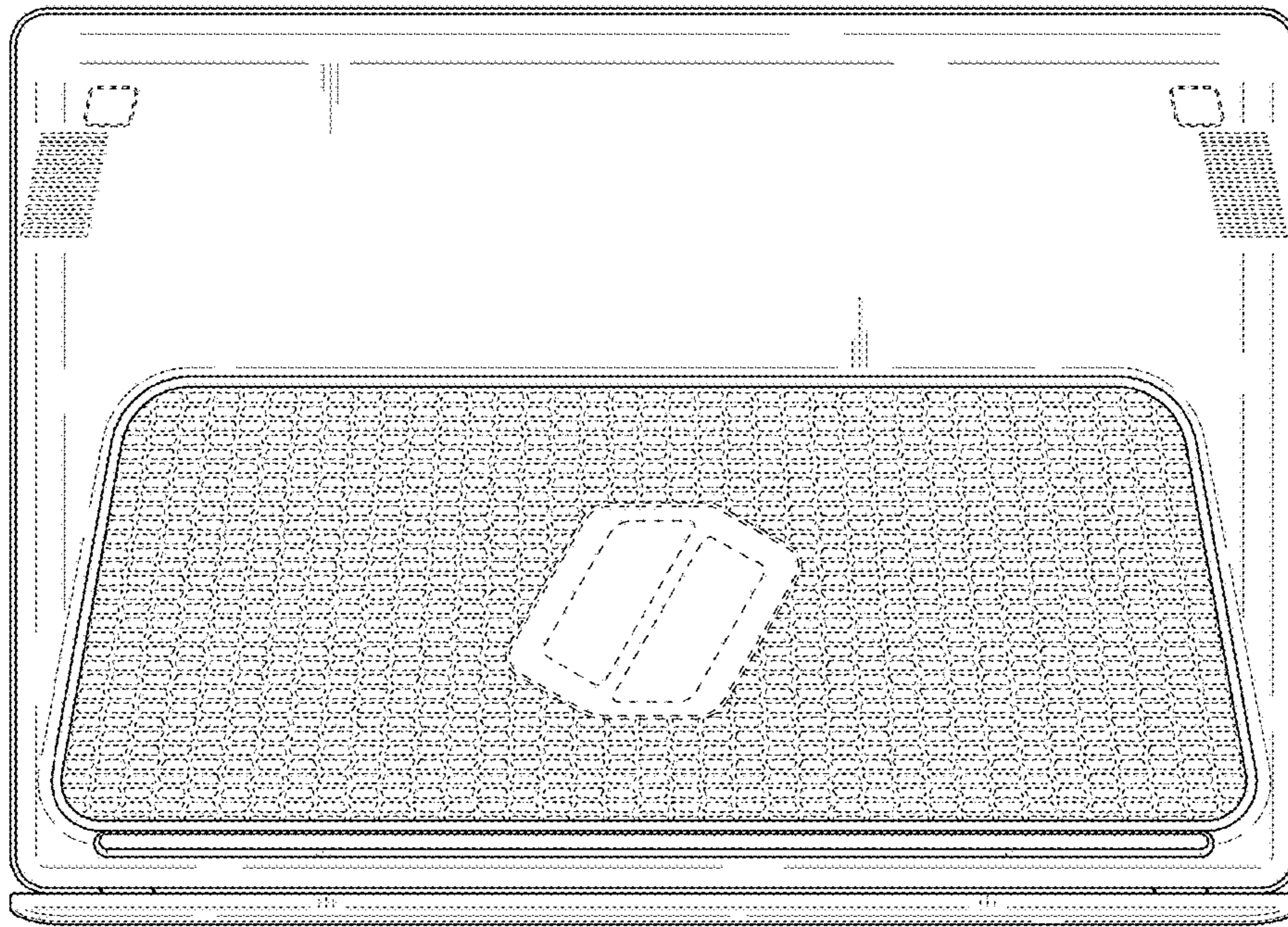




FIG. 8

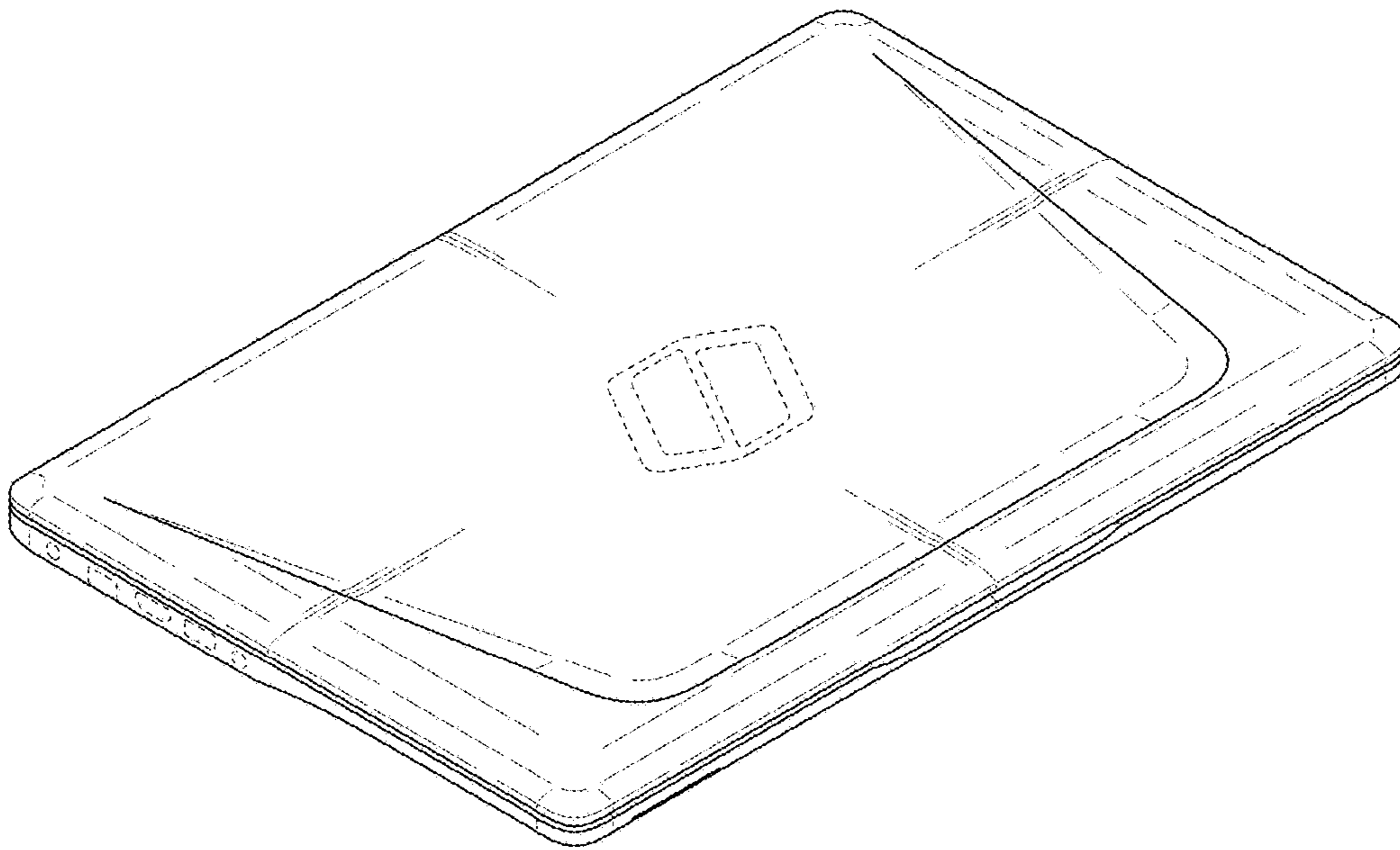


FIG. 9

