



US00D823847S

(12) **United States Design Patent**
Lebovitz

(10) **Patent No.:** **US D823,847 S**
(45) **Date of Patent:** **** Jul. 24, 2018**

- (54) **MAGNETIC CAR AIR VENT MOUNT**
- (71) Applicant: **Yona Lebovitz**, Monroe, NY (US)
- (72) Inventor: **Yona Lebovitz**, Monroe, NY (US)
- (**) Term: **15 Years**
- (21) Appl. No.: **29/591,287**
- (22) Filed: **Jan. 18, 2017**
- (51) **LOC (11) Cl.** **14-03**
- (52) **U.S. Cl.**
USPC **D14/253**
- (58) **Field of Classification Search**
USPC D14/251, 240, 217, 447, 253; 224/558;
248/205.3
CPC H04B 1/3888; H04M 1/0283; A45C 1/06;
H05K 5/0204
See application file for complete search history.

D769,860 S *	10/2016	Xiao	D14/253
D778,714 S *	2/2017	McSweyn	D12/415
D782,462 S *	3/2017	Huang	D14/253
D783,592 S *	4/2017	Ju	D14/253
D792,416 S *	7/2017	Tsai	D14/447
D799,466 S *	10/2017	Sukphist	D14/253
D802,404 S *	11/2017	Turksu	D8/373
D809,837 S *	2/2018	Gao	D6/682.2
D816,076 S *	4/2018	Ahn	D14/253
9,956,923 B2 *	5/2018	Minn	B60R 11/02
9,975,497 B2 *	5/2018	Kim	B60R 11/0241
2014/0138419 A1 *	5/2014	Minn	B60R 11/0241 224/567

* cited by examiner

Primary Examiner — Cynthia R Underwood

(57) **CLAIM**

The ornamental design for a magnetic car air vent mount, as shown and described.

DESCRIPTION

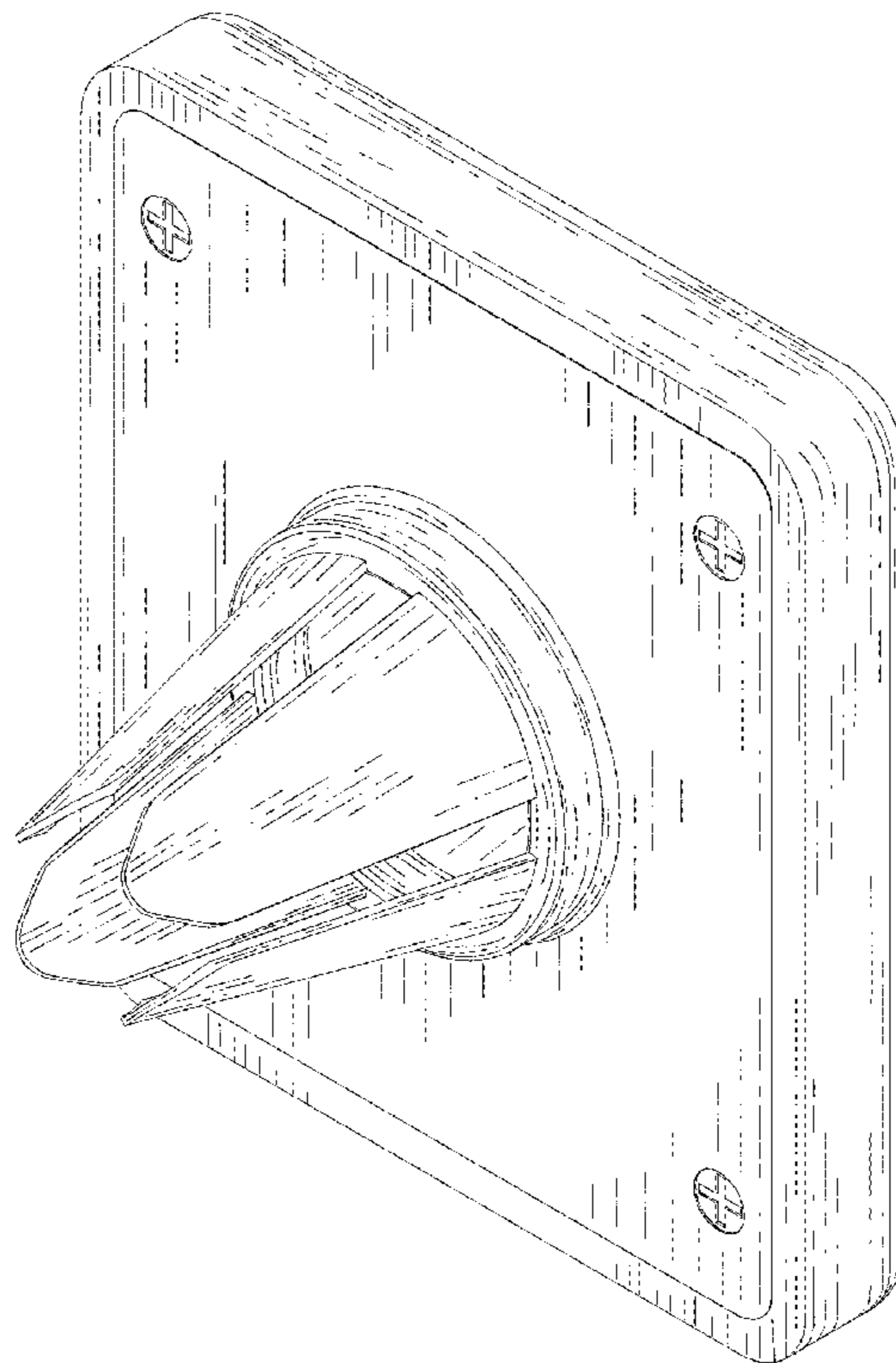
FIG. 1 is a perspective view of a magnetic car air vent mount;
 FIG. 2 is a front elevational view thereof;
 FIG. 3 is a rear elevational view thereof;
 FIG. 4 is a left side elevational view thereof;
 FIG. 5 is a right side elevational view thereof;
 FIG. 6 is a bottom plan view thereof; and,
 FIG. 7 is a top plan view thereof.

1 Claim, 7 Drawing Sheets

(56) **References Cited**

U.S. PATENT DOCUMENTS

D482,039 S *	11/2003	Chen	D14/447
D690,707 S *	10/2013	Minn	B60R 11/0241
				D14/447
D720,759 S *	1/2015	Deng	D14/447
D726,175 S *	4/2015	Tsai	D12/415
D753,643 S *	4/2016	Kim	D14/253
D757,705 S *	5/2016	Esses	D14/251
D765,651 S *	9/2016	Liu	D14/253
D767,556 S *	9/2016	Lee	D12/415
D768,125 S *	10/2016	Kim	D14/253



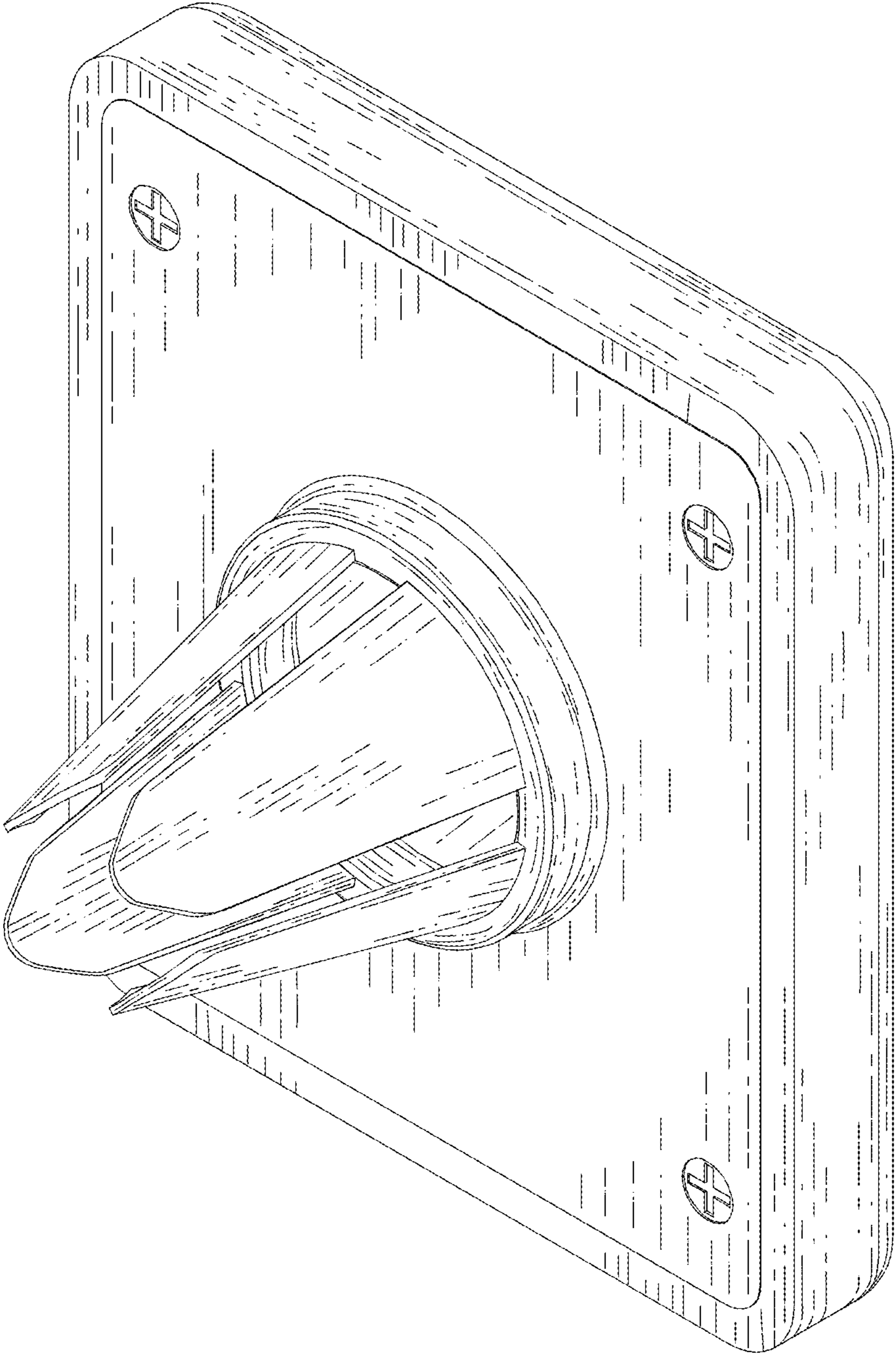


FIG. 1




FIG. 2




FIG. 3

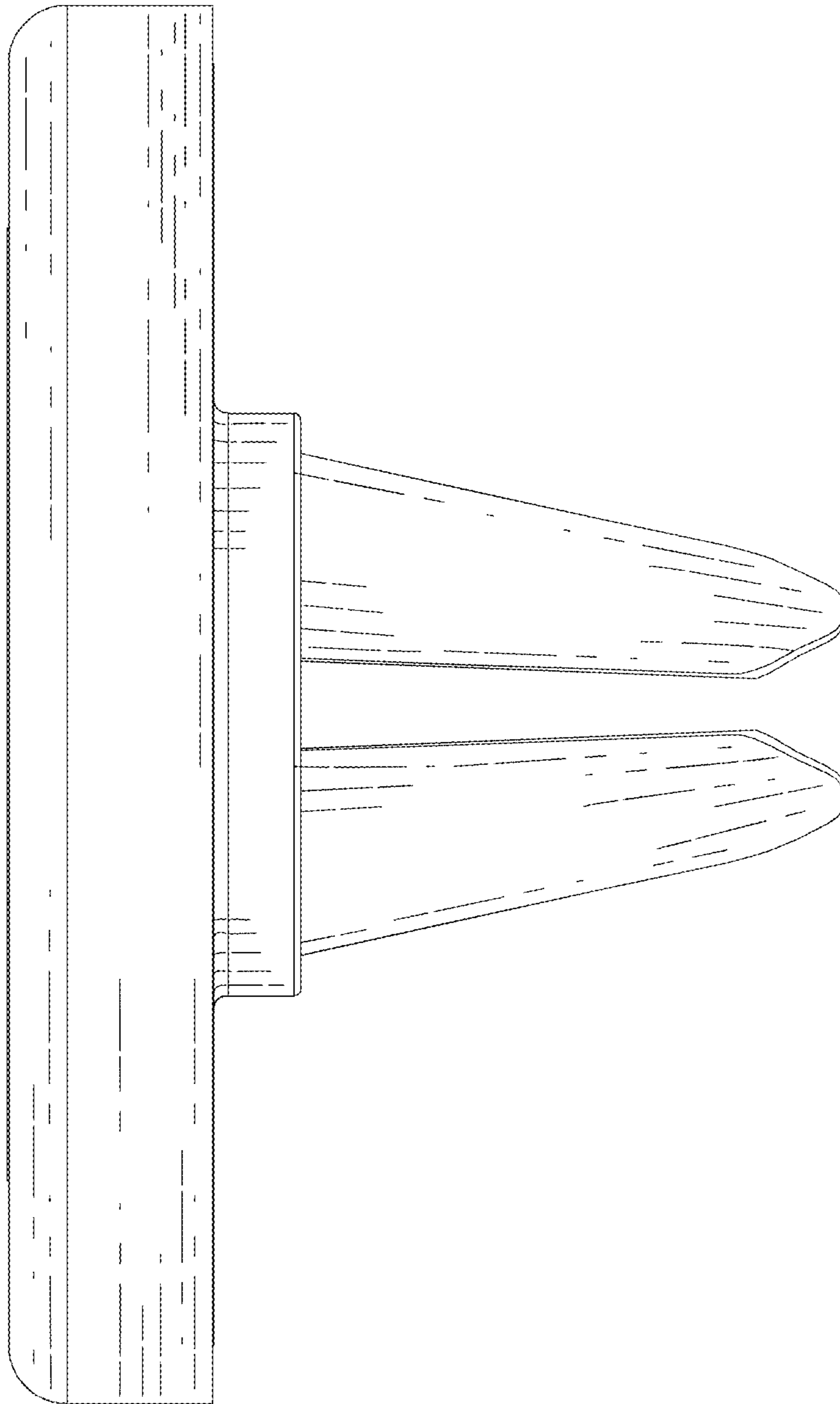


FIG. 4

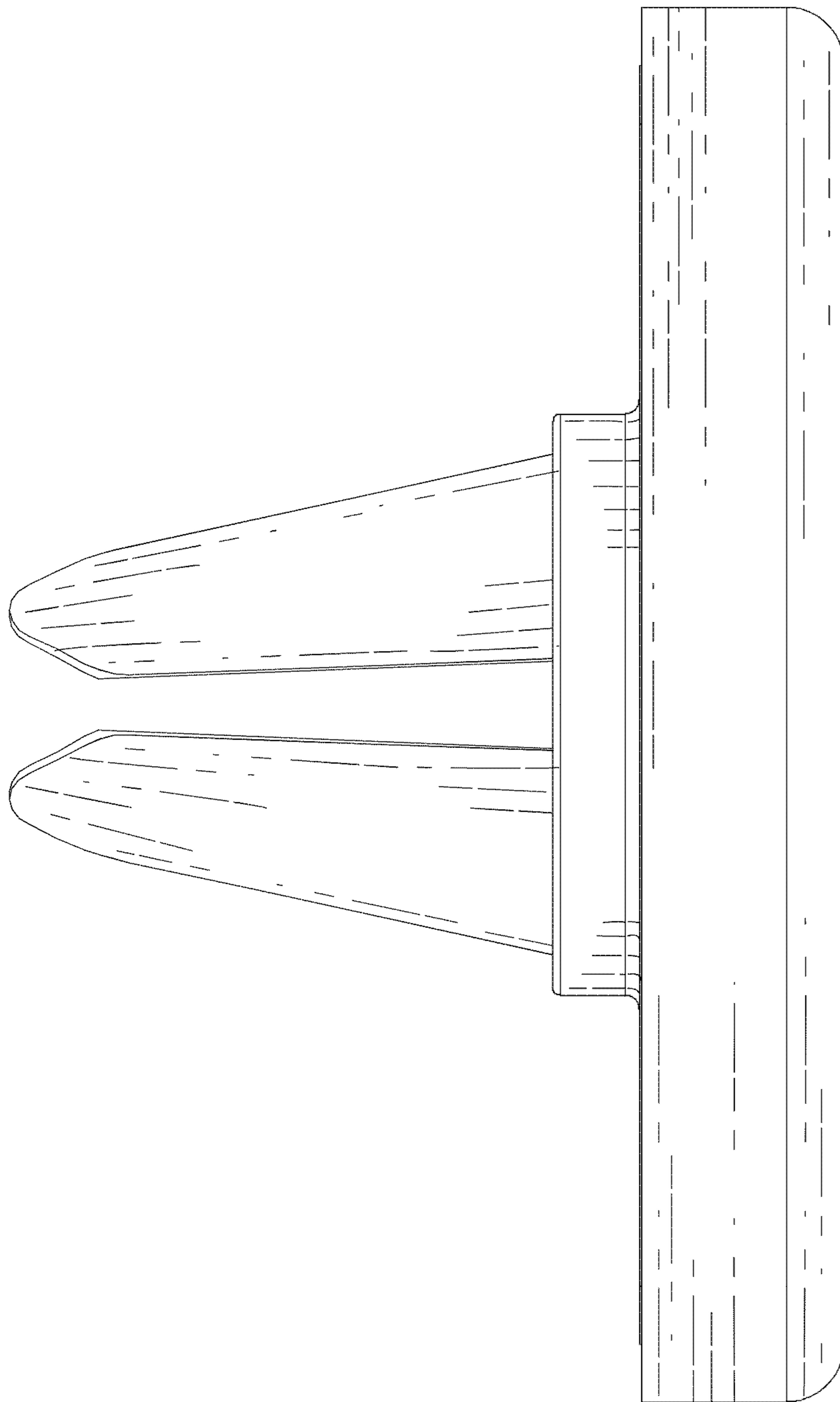


FIG. 5

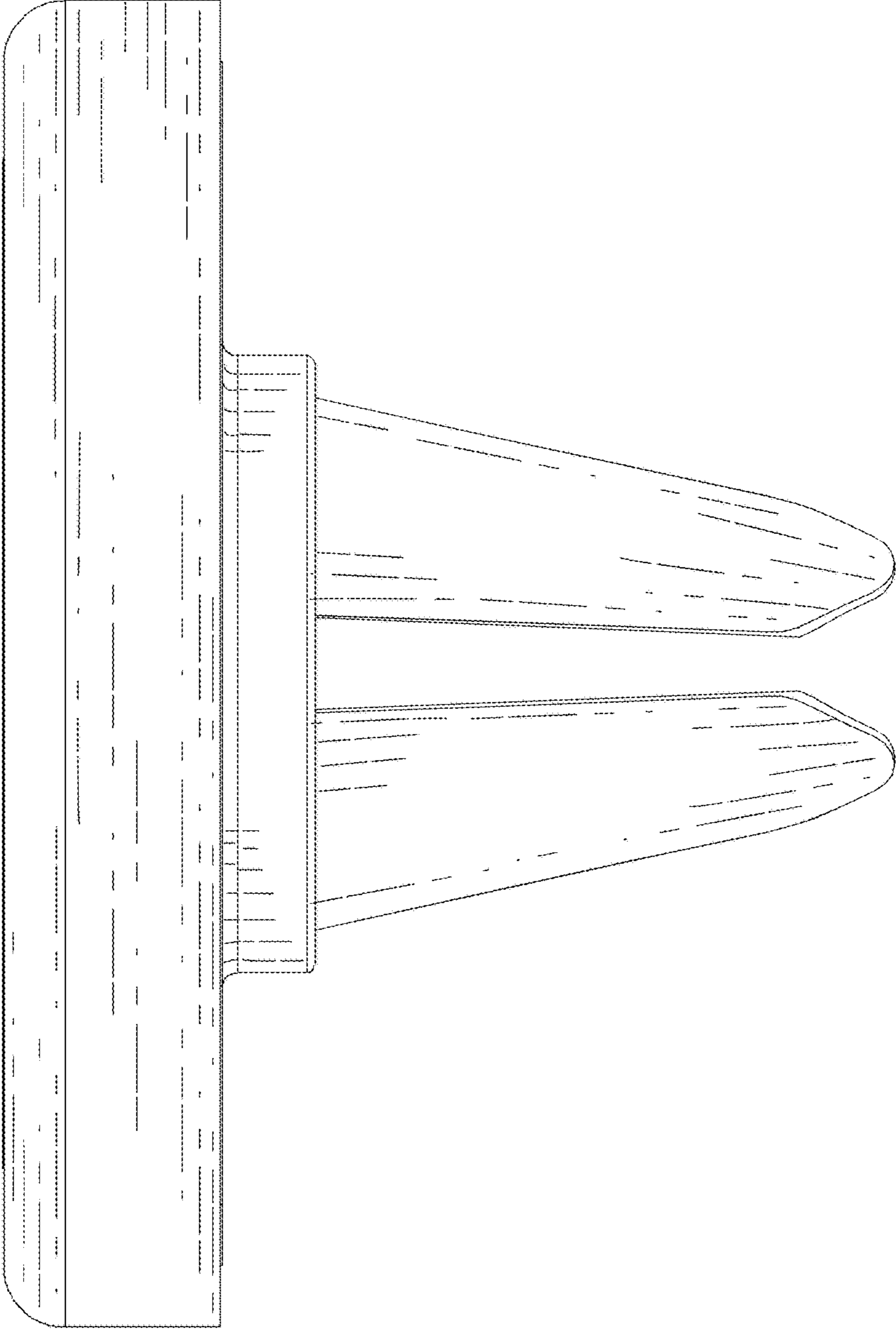


FIG. 6

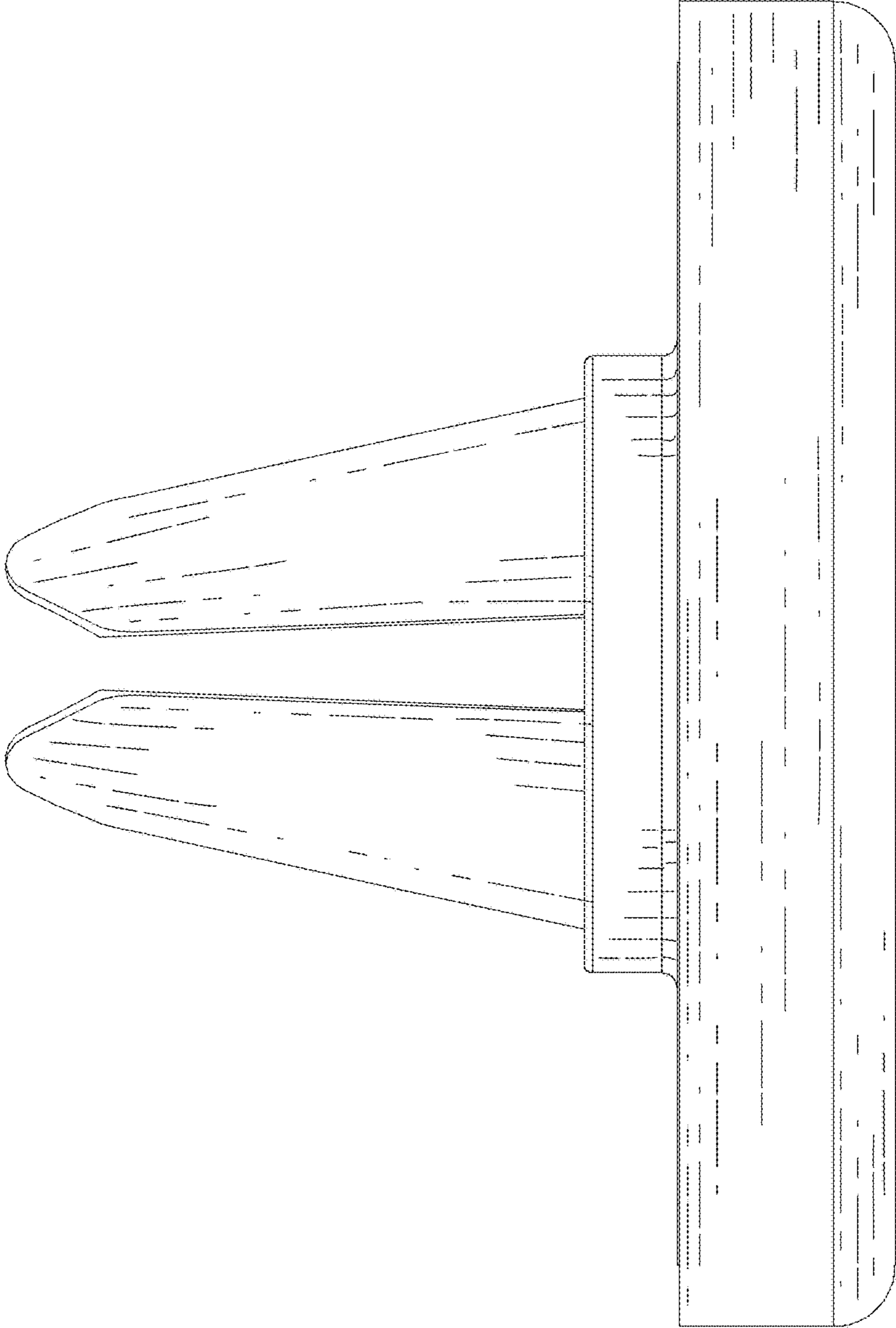


FIG. 7