



US00D823818S

(12) **United States Design Patent** (10) **Patent No.:** **US D823,818 S**
Papakos et al. (45) **Date of Patent:** **** Jul. 24, 2018**

(54) **ELECTRICAL ENCLOSURE**

(71) Applicants: **Kimon Papakos**, Evanston, IL (US);
Mark E. Boduch, Geneva, IL (US)

(72) Inventors: **Kimon Papakos**, Evanston, IL (US);
Mark E. Boduch, Geneva, IL (US)

(**) Term: **14 Years**

(21) Appl. No.: **29/525,505**

(22) Filed: **Apr. 30, 2015**

(51) **LOC (11) Cl.** **13-03**

(52) **U.S. Cl.**
USPC **D13/184**

(58) **Field of Classification Search**
USPC D13/184, 158, 162, 162.1, 199
CPC ... G02B 6/12; G02B 6/26; G02B 6/36; G02B
6/42; G02B 6/43; G02B 6/44; H01R
13/62
See application file for complete search history.

(56) **References Cited**

U.S. PATENT DOCUMENTS

4,665,466 A * 5/1987 Green H05K 7/206
174/16.1

D317,750 S * 6/1991 Bellomo D13/147

D422,563 S * 4/2000 Wu D13/147

6,269,000 B1 * 7/2001 McCarrol H02B 1/202
361/695

6,392,141 B1 * 5/2002 Smith H02B 1/202
174/497

D522,998 S * 6/2006 Ito D14/188

D789,303 S * 6/2017 Papakos D13/147

D798,266 S * 9/2017 Goltche D14/188

2007/0108877 A1 * 5/2007 Bergmann E05B 65/02
312/219

2015/0084781 A1 * 3/2015 Papakos G08B 7/06
340/815.45

2015/0382508 A1 * 12/2015 Tatta H05K 7/20409
361/716

* cited by examiner

Primary Examiner — Brandon M Rosati
Assistant Examiner — Harold E Blackwell, II

(57) **CLAIM**

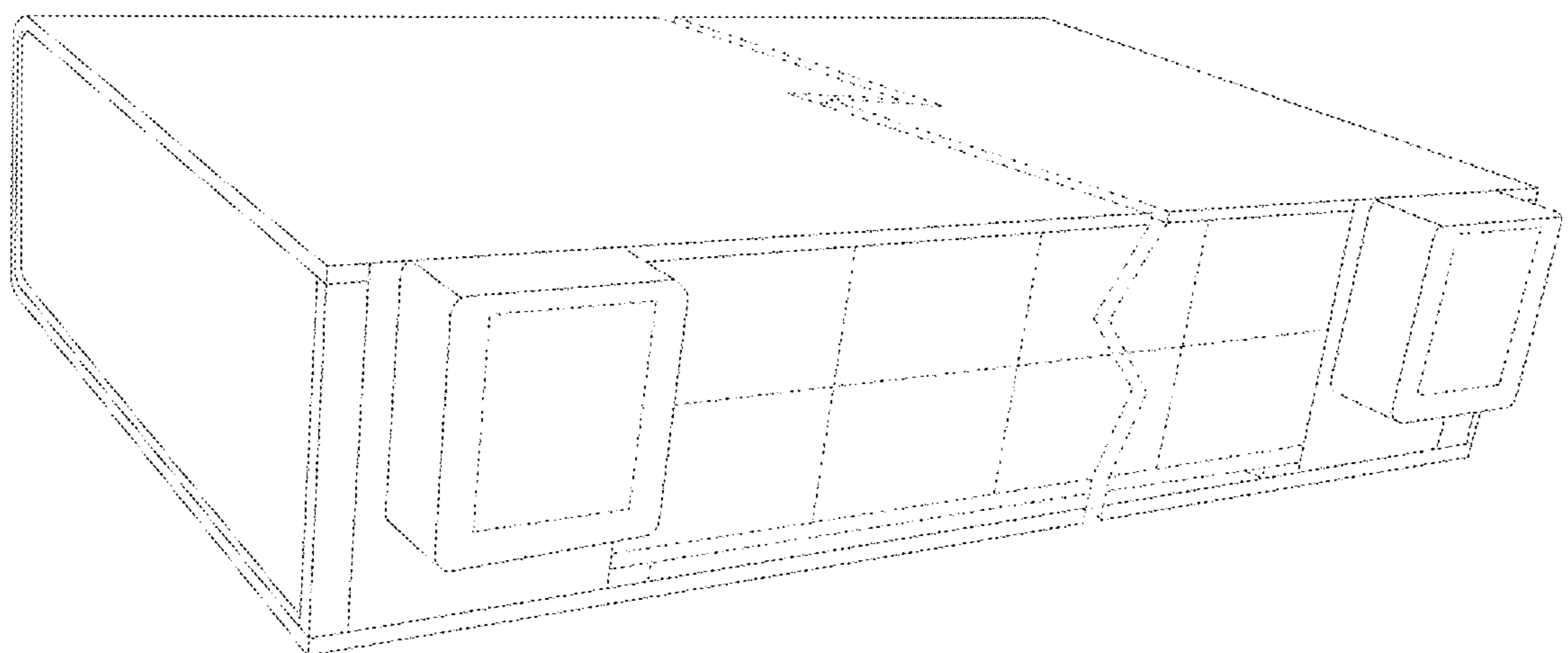
The ornamental design for an electrical enclosure, as shown and described.

DESCRIPTION

FIG. 1 is a perspective view of an electrical enclosure showing our new design;
FIG. 2 is a side view thereof;
FIG. 3 is a front view thereof;
FIG. 4 is a rear view thereof; and,
FIG. 5 is a top view thereof.

The pairs of closely adjacent spaced jagged broken lines in the drawings form no part of the claimed design. Portions of the design between the jagged lines form no part of the claimed design. All other broken lines are directed to unclaimed portions and form no part of the claimed design.

1 Claim, 5 Drawing Sheets



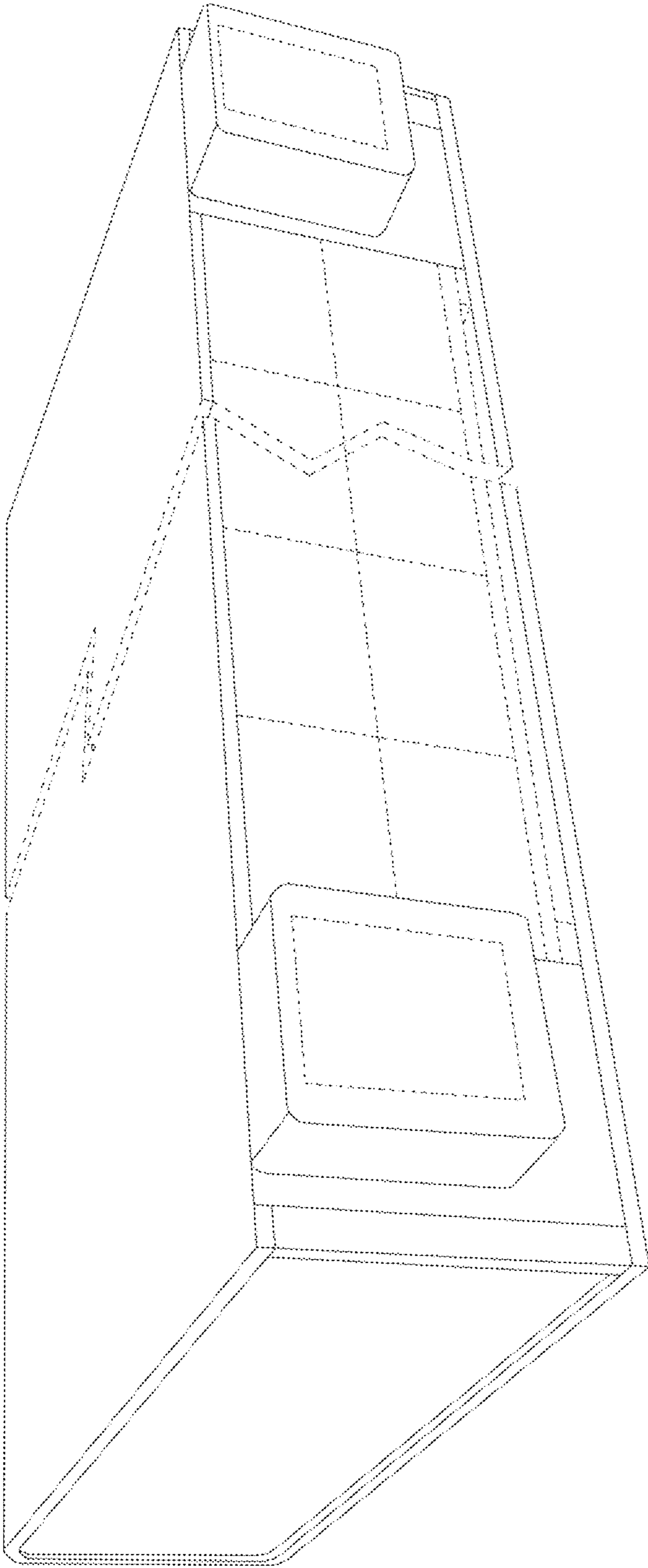


FIG. 1




FIG. 2

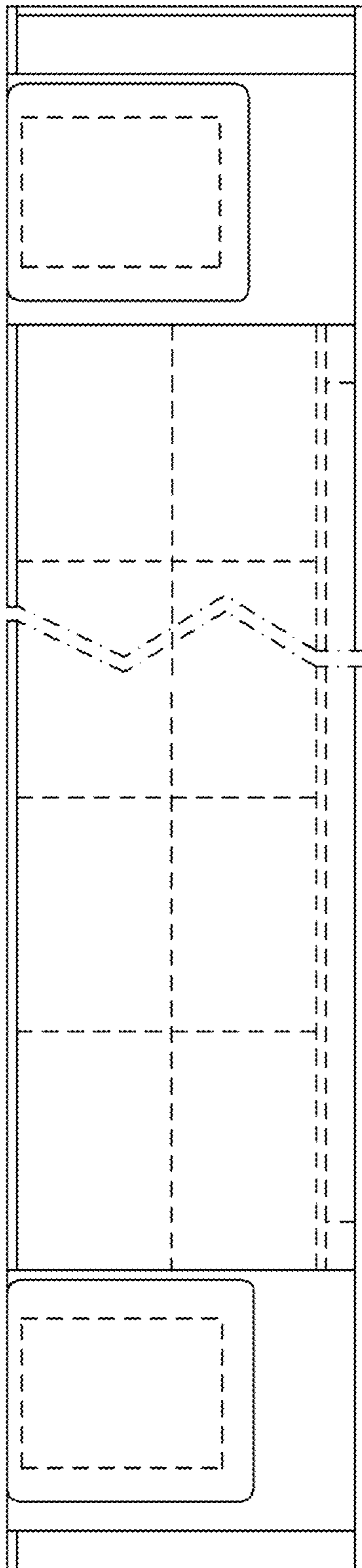


FIG. 3

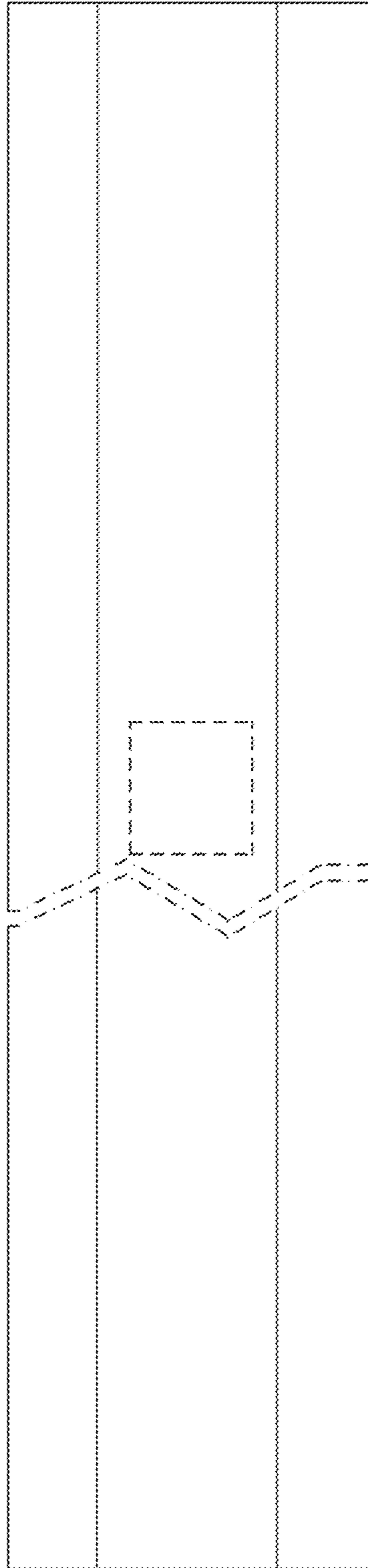


FIG. 4

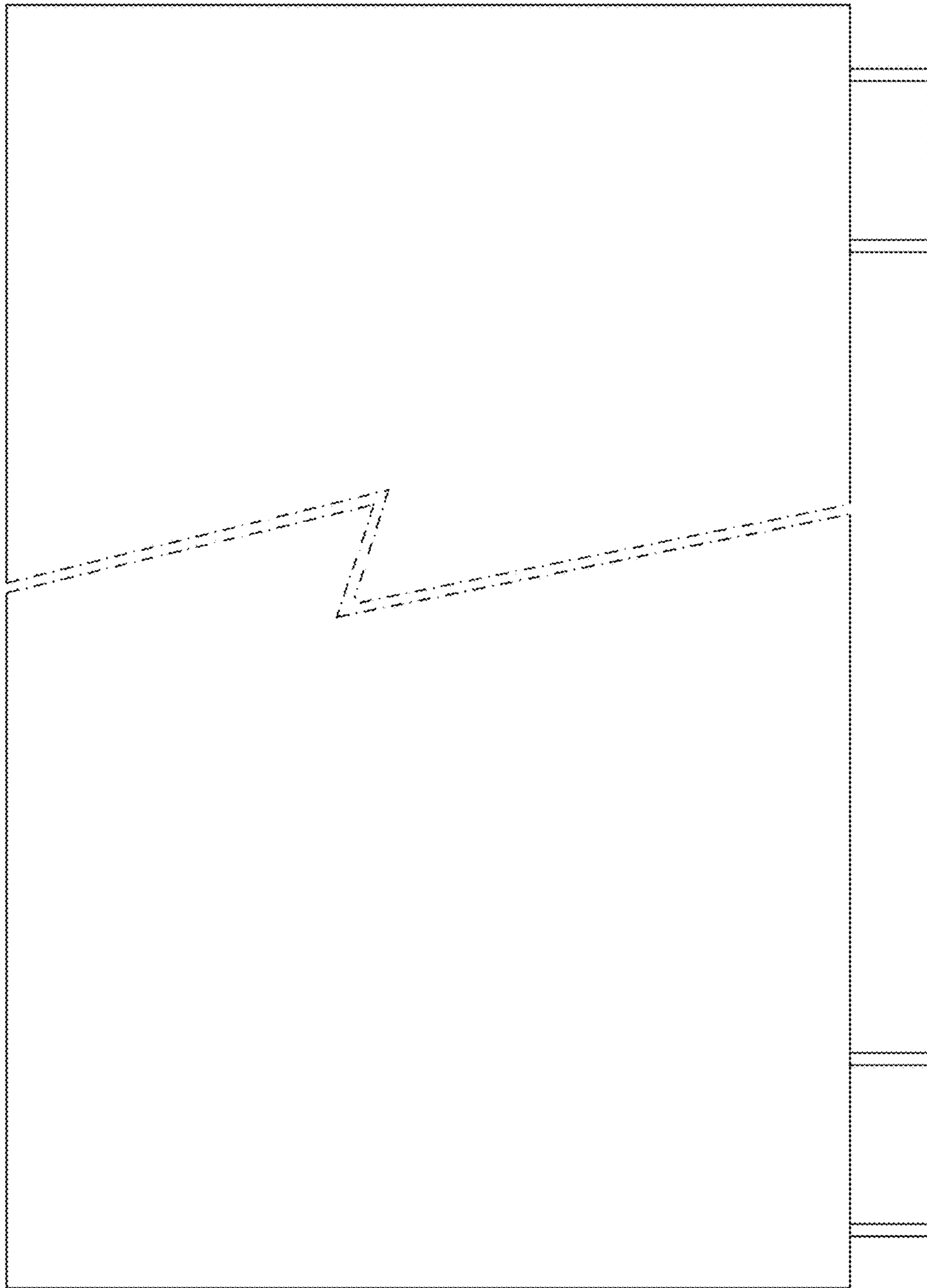


FIG. 5