



US00D823803S

(12) **United States Design Patent**
Schroeder

(10) **Patent No.:** **US D823,803 S**

(45) **Date of Patent:** **** Jul. 24, 2018**

(54) **STATOR**

(71) Applicant: **Jeff Schroeder**, White Pigeon, MI (US)

(72) Inventor: **Jeff Schroeder**, White Pigeon, MI (US)

(**) Term: **15 Years**

(21) Appl. No.: **29/618,856**

(22) Filed: **Sep. 25, 2017**

(51) **LOC (11) Cl.** **13-01**

(52) **U.S. Cl.**
USPC **D13/122**

(58) **Field of Classification Search**

USPC D13/122, 112, 113, 114, 199; D15/3, 5,
D15/199; 74/606 R, 609; 310/10, 40 R,
310/42, 51, 58, 71, 80, 83, 85, 89, 91,
310/109, 236, 239, 254; 318/245, 255
CPC .. H02K 5/04; H02K 5/10; H02K 5/22; H02K
5/148; H02K 29/14; H02K 1/24; H02K
1/148; H02P 6/06; F28F 1/20
See application file for complete search history.

(56) **References Cited**

U.S. PATENT DOCUMENTS

D443,585 S * 6/2001 Shida D13/122
6,903,480 B2 * 6/2005 Yamamoto H02K 1/148
310/216.012

D552,543 S * 10/2007 Su D13/118
D642,527 S * 8/2011 Li D13/122
D647,478 S * 10/2011 Jiang D13/122
2004/0113511 A1 * 6/2004 Schmidt H02K 1/148
310/216.061

* cited by examiner

Primary Examiner — Derrick Holland

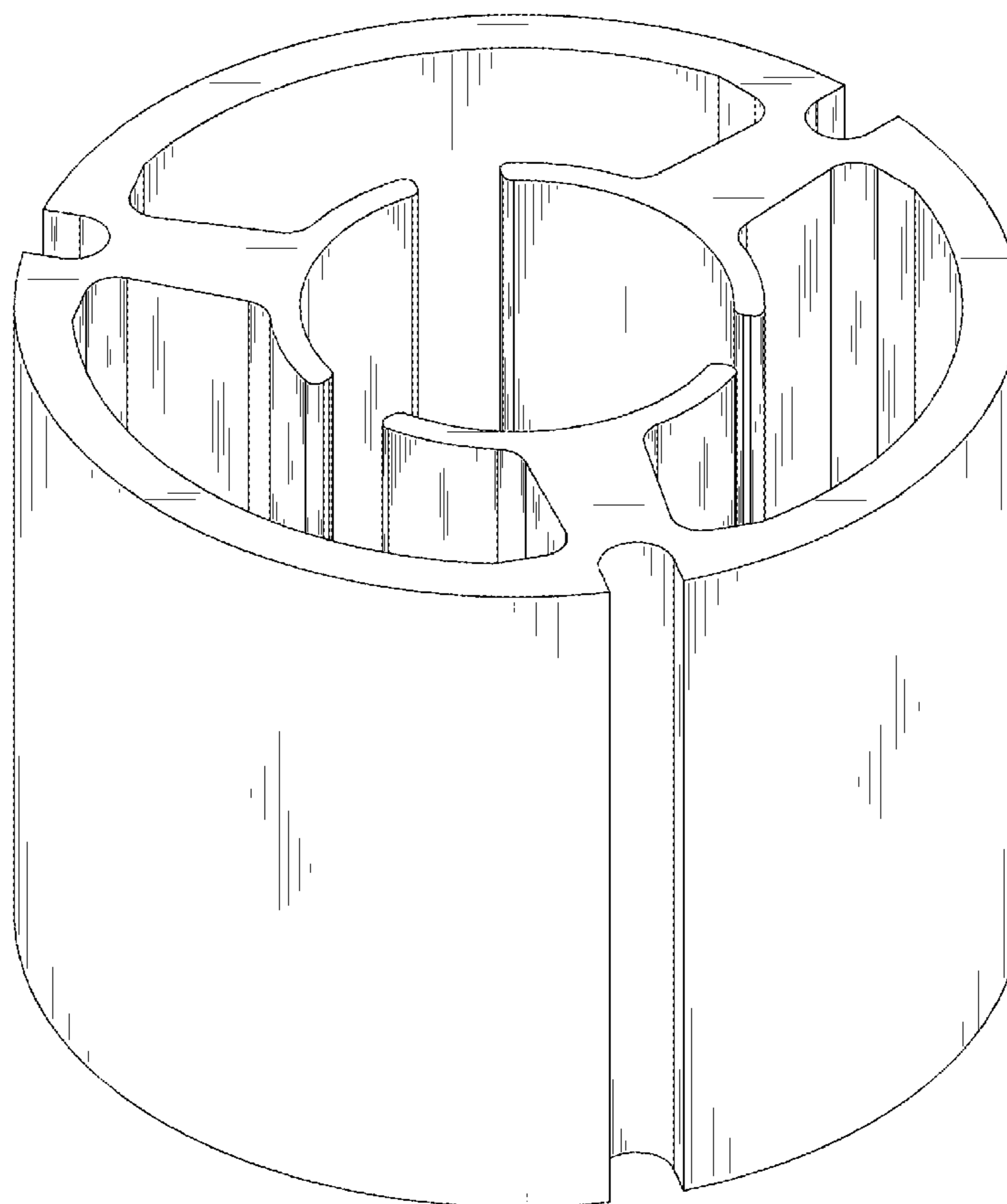
(57) **CLAIM**

The ornamental design for a stator, as shown and described.

DESCRIPTION

FIG. 1 is a perspective view of a stator;
FIG. 2 is a front elevational view thereof;
FIG. 3 is a rear elevational view thereof;
FIG. 4 is a right side elevational view thereof;
FIG. 5 is a left side elevational view thereof;
FIG. 6 is a top plan view thereof; and,
FIG. 7 is a bottom plan view thereof.

1 Claim, 7 Drawing Sheets



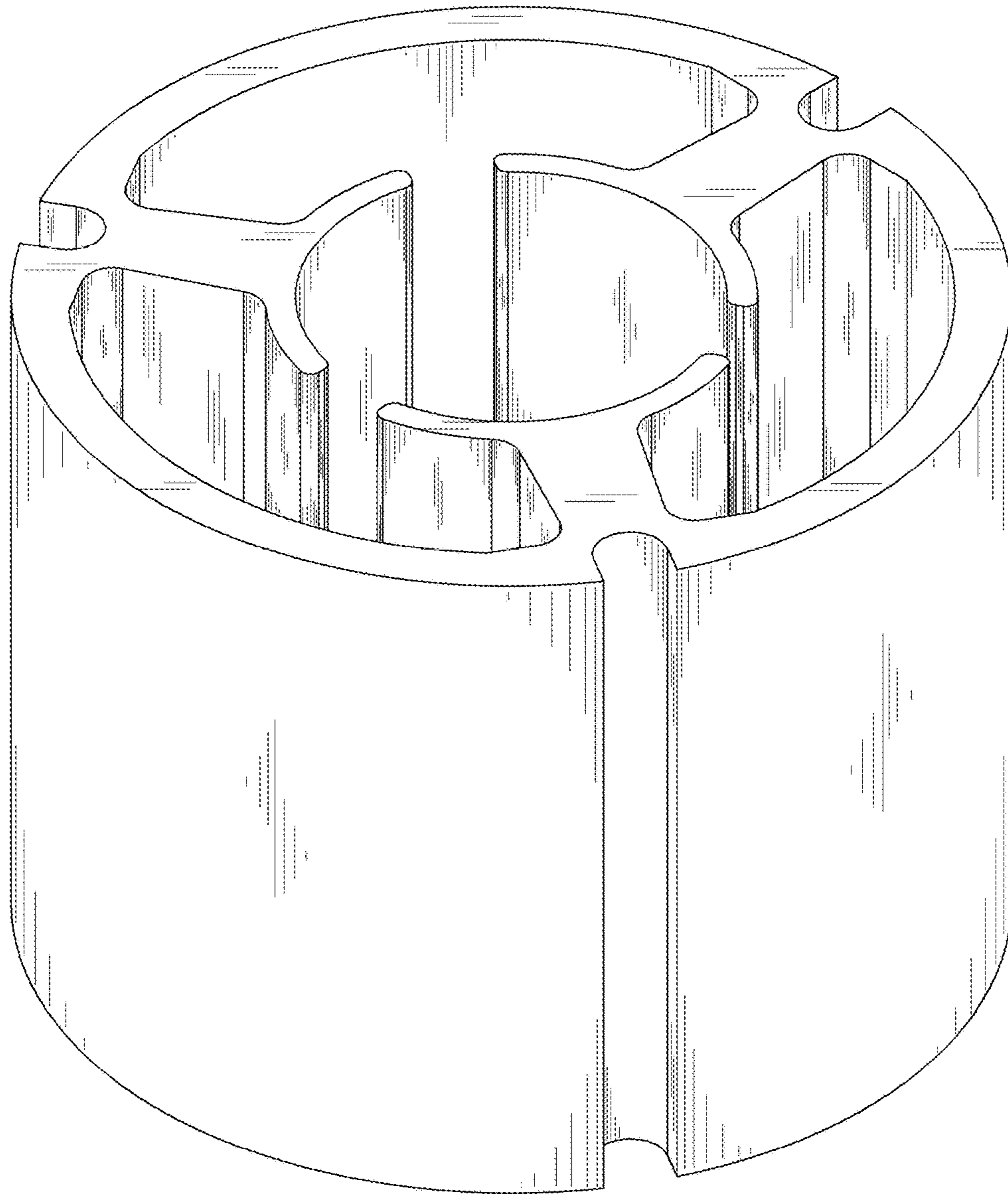


FIG. 1




FIG. 2




FIG. 3

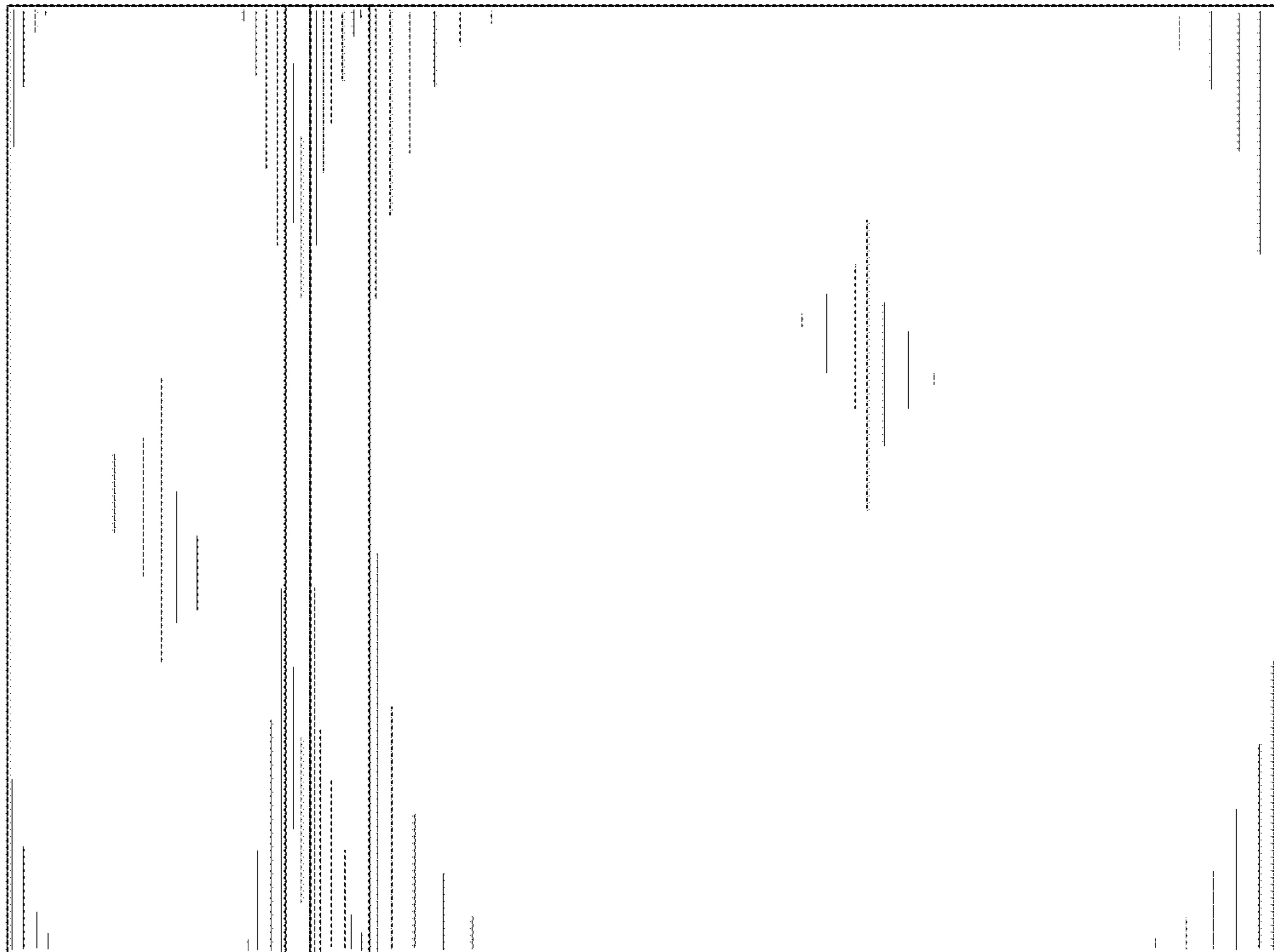


FIG. 4

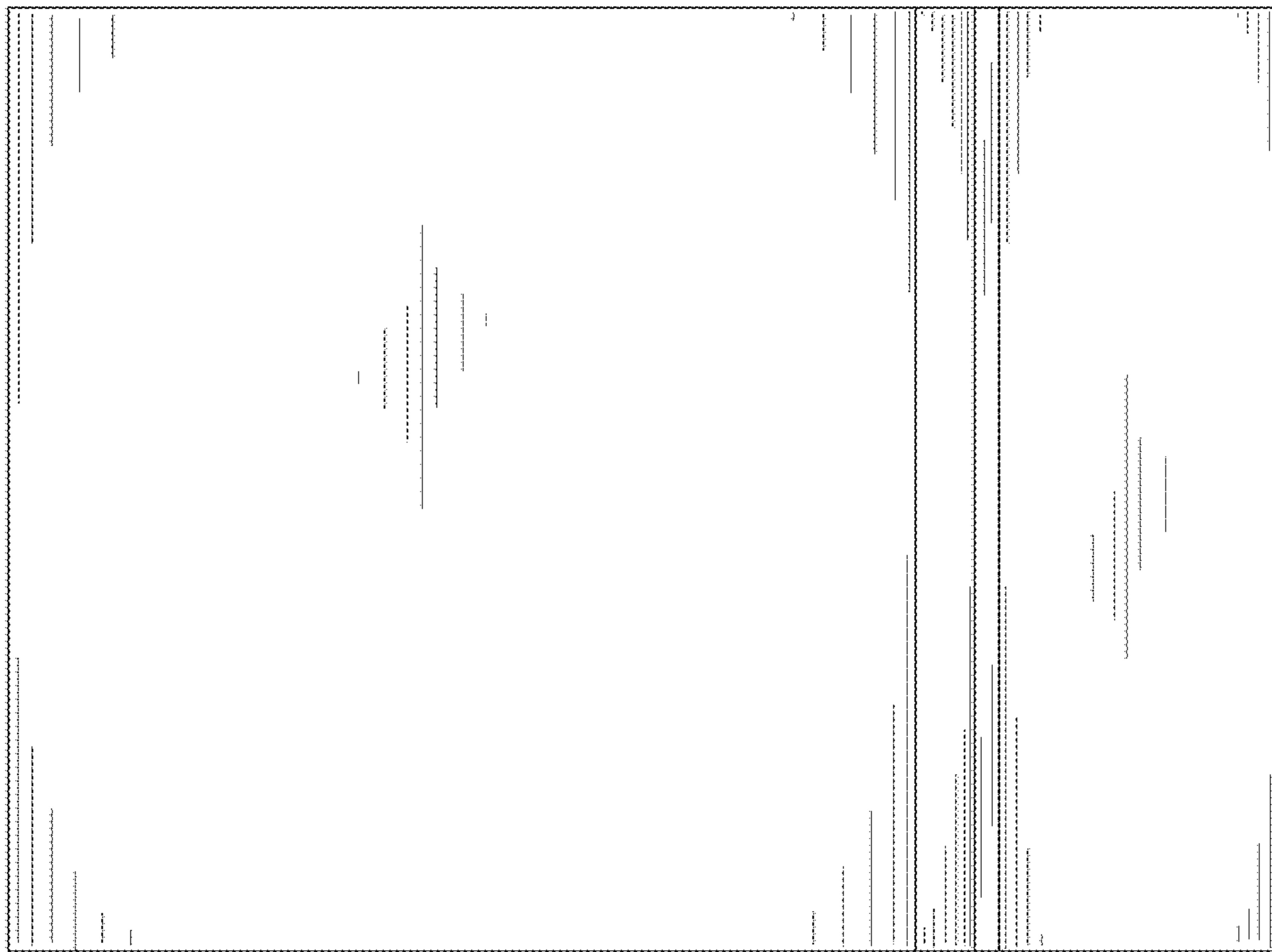


FIG. 5




FIG. 6




FIG. 7