



US00D823784S

(12) **United States Design Patent** (10) **Patent No.:** **US D823,784 S**  
**Serva et al.** (45) **Date of Patent:** **\*\* Jul. 24, 2018**

(54) **TIRE TREAD WEAR INDICATOR** 8,985,166 B2 \* 3/2015 Sato ..... B60C 11/24  
152/154.2  
(71) Applicant: **The Goodyear Tire & Rubber** D736,698 S \* 8/2015 Lundgren ..... D12/604  
**Company, Akron, OH (US)** D751,497 S \* 3/2016 Kidney ..... D12/604  
9,355,346 B2 \* 5/2016 Butz ..... B60C 11/24  
(72) Inventors: **Jesse Brian Serva, Akron, OH (US);** D758,297 S \* 6/2016 Kidney ..... D12/604  
**Marc Christopher Nowacki,** D765,589 S 9/2016 Hara ..... D12/604  
**Uniontown, OH (US); Jason David** D768,053 S 10/2016 Schimmoeller ..... D12/521  
**Rismiller, Medina, OH (US); Warren** D768,558 S 10/2016 Schimmoeller ..... D12/521  
**Lee Croyle, Wadsworth, OH (US)** D770,362 S 11/2016 Schimmoeller ..... D12/521  
(Continued)

(73) Assignee: **The Goodyear Tire & Rubber**  
**Company, Akron, OH (US)**

**FOREIGN PATENT DOCUMENTS**

JP 1458414 11/2012

(\*\*) Term: **15 Years**

**OTHER PUBLICATIONS**

(21) Appl. No.: **29/591,772**

Japanese search report dated Nov. 7, 2017 and received by Appli-  
cation on Nov. 20, 2017.

(22) Filed: **Jan. 24, 2017**

(51) **LOC (11) Cl.** ..... **12-15**

(52) **U.S. Cl.**  
USPC ..... **D12/604**

(58) **Field of Classification Search**  
USPC ..... D12/604, 503, 400, 900, 901; D14/489,  
D14/494, 495; D18/27  
CPC ..... B60C 11/24; B60C 11/243; B60C 11/246  
See application file for complete search history.

*Primary Examiner* — George D. Kirschbaum  
*Assistant Examiner* — Clese Moore, Jr.  
(74) *Attorney, Agent, or Firm* — Robert N. Lipsik

(57) **CLAIM**

The ornamental design for a tire tread wear indicator, as  
shown and described.

(56) **References Cited**

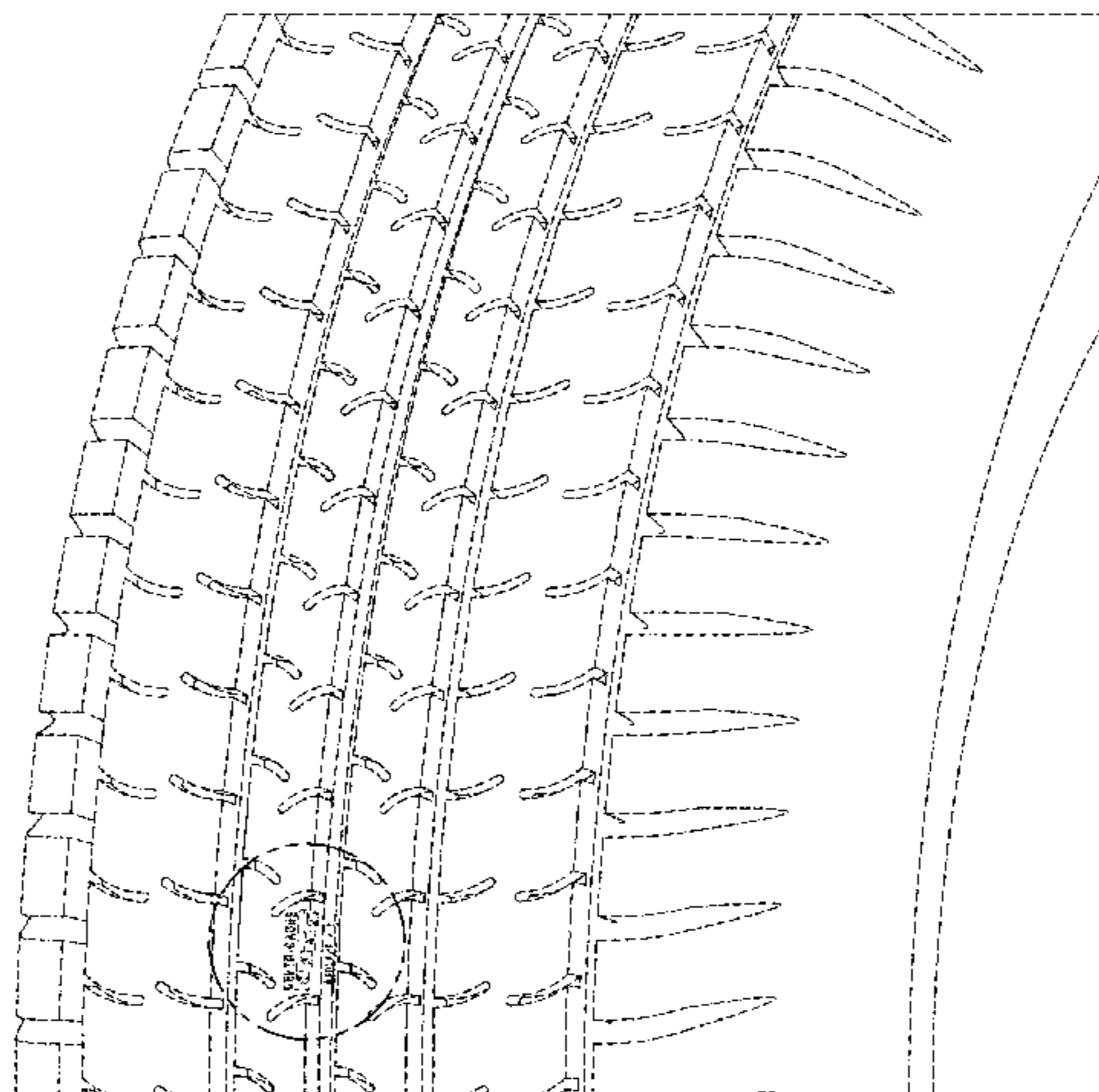
**DESCRIPTION**

**U.S. PATENT DOCUMENTS**

2,706,509 A \* 4/1955 White ..... B60C 11/24  
116/208  
3,814,160 A \* 6/1974 Creasey ..... B60C 11/24  
152/154.2  
4,154,564 A \* 5/1979 French ..... B29D 30/0606  
425/28.1  
6,523,586 B1 \* 2/2003 Eromaki ..... B60C 11/24  
152/154.2  
6,883,567 B2 \* 4/2005 Shimura ..... B60C 11/24  
152/154.2  
8,403,012 B2 \* 3/2013 Harvey ..... B60C 11/24  
152/154.2  
D717,727 S 11/2014 Parr et al. .... D12/604

FIG. 1 is a fragmentary perspective view of a tire tread wear  
indicator showing our new design;  
FIG. 2 is an enlarged fragmentary perspective view from the  
circled area shown in FIG. 1;  
FIG. 3 is an enlarged partial front elevational view from the  
circled area shown in FIG. 1; and,  
FIG. 4 is a cross-sectional view taken along Line 4-4 of FIG.  
3.  
In the drawings, the broken lines showing of a tire depict  
environmental subject matter and form no part of the  
claimed design.

**1 Claim, 3 Drawing Sheets**



(56)

**References Cited**

U.S. PATENT DOCUMENTS

D772,145 S	11/2016	Schimmoeller .....	D12/521
2006/0037683 A1*	2/2006	Cuny .....	B60C 11/24 152/154.2
2009/0095388 A1*	4/2009	Cuny .....	B60C 11/1384 152/154.2
2011/0079333 A1*	4/2011	Collette .....	B60C 11/24 152/154.2
2011/0126949 A1*	6/2011	Cuny .....	B29D 30/0606 152/154.2
2012/0103484 A1*	5/2012	Ohashi .....	B60C 11/24 152/154.2
2014/0365069 A1*	12/2014	Orlewski .....	G01M 17/02 701/32.7

\* cited by examiner

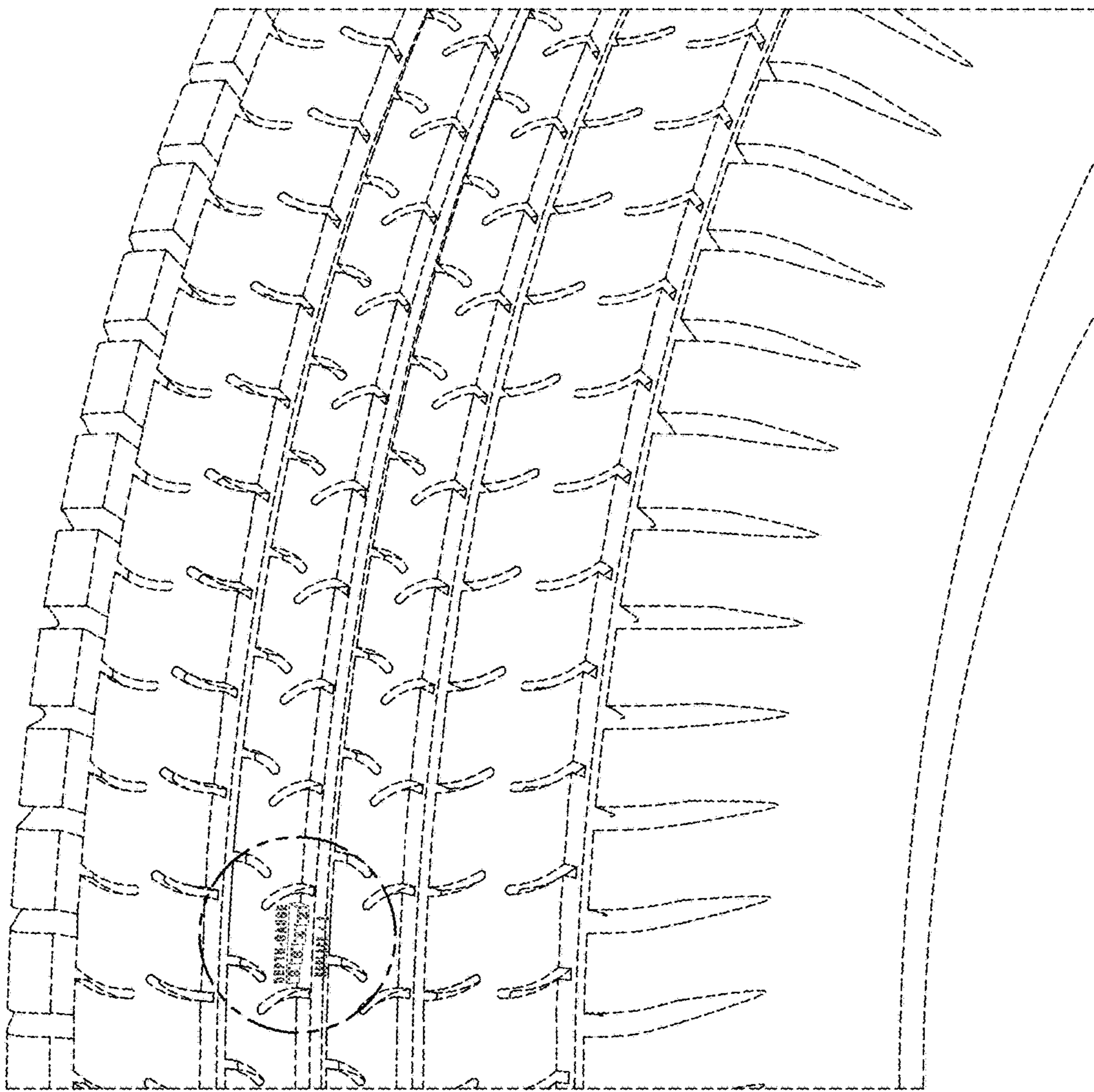


FIG. 1

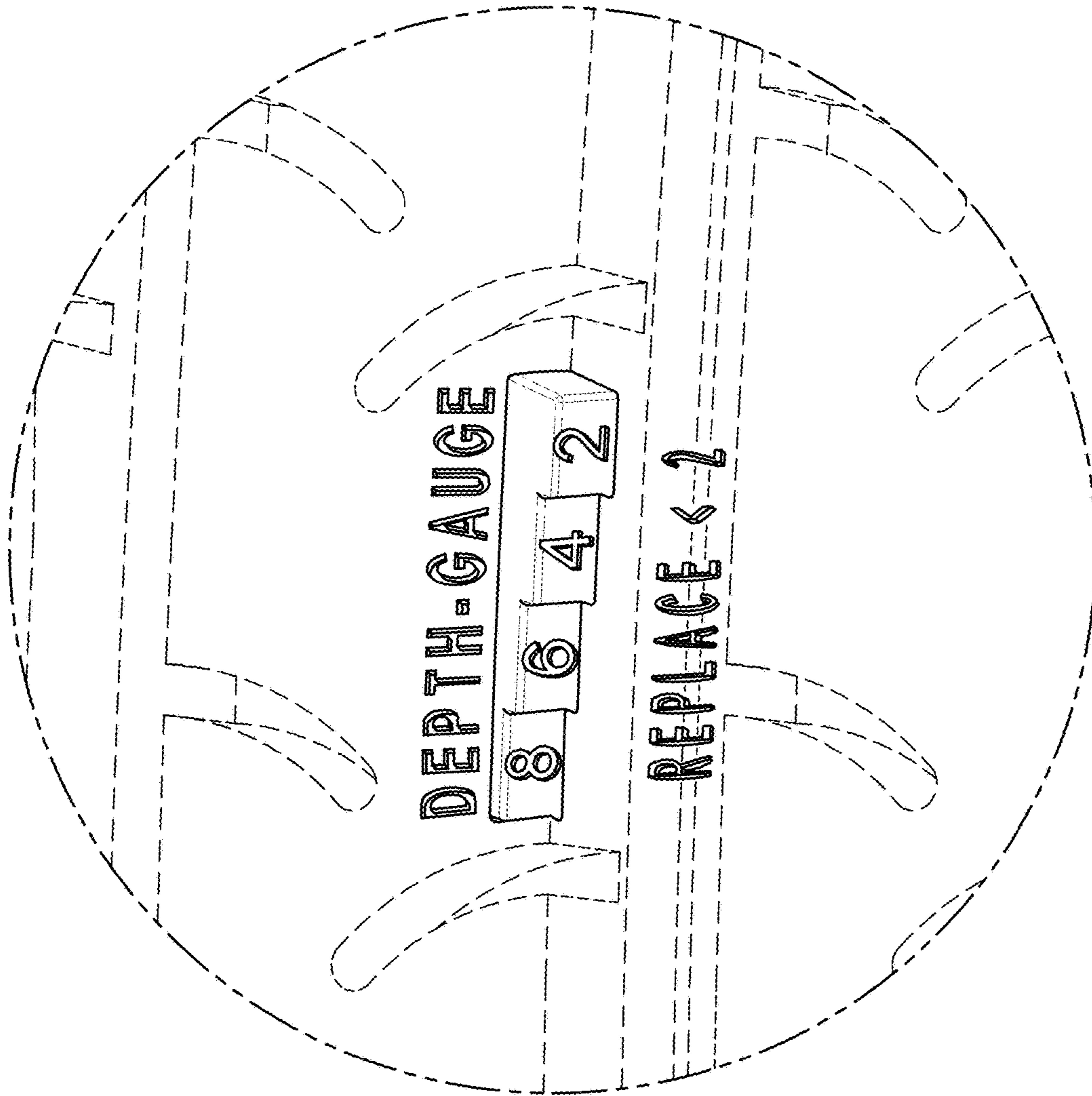


FIG. 2

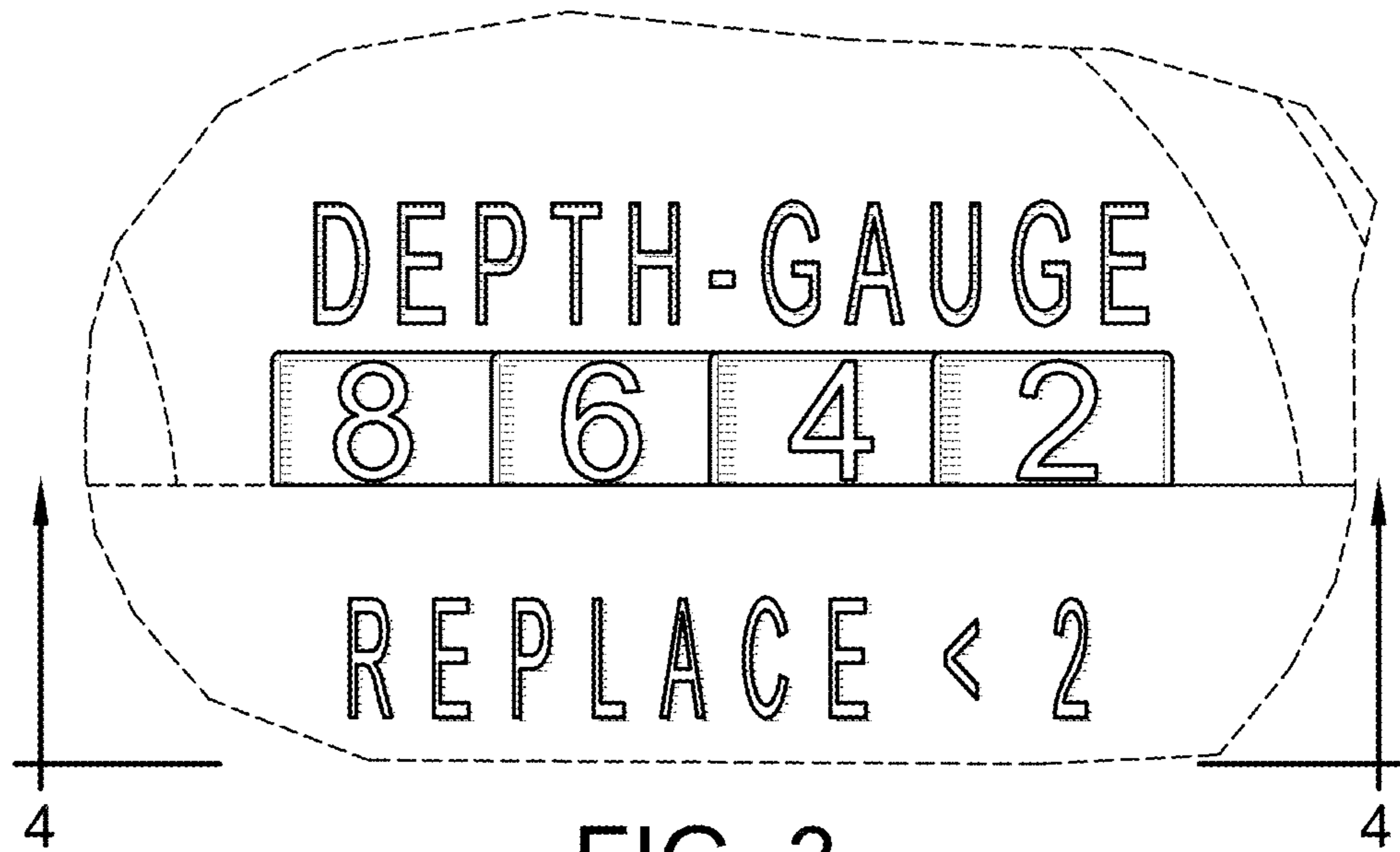


FIG. 3

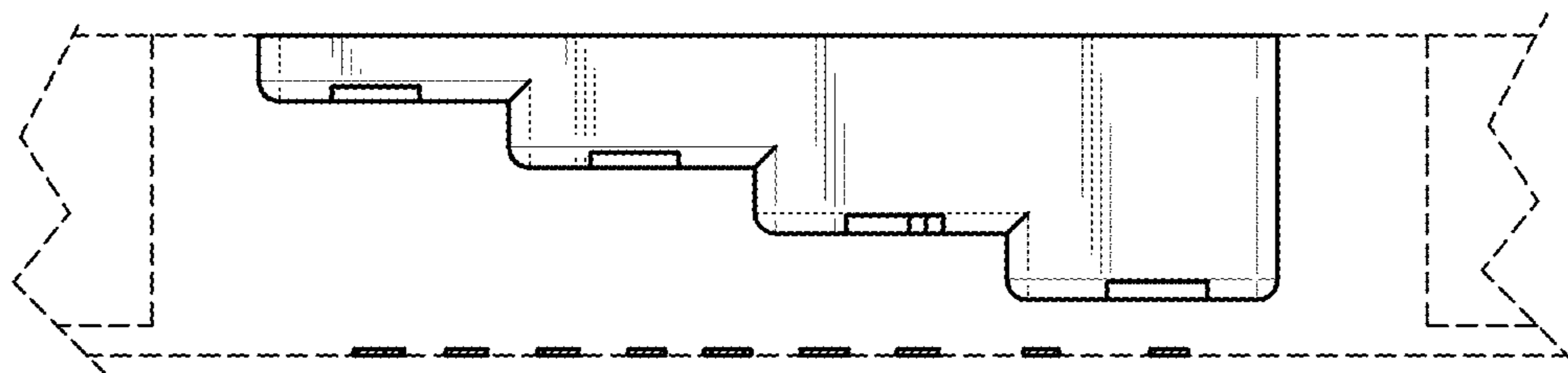


FIG. 4