



US00D823772S

(12) **United States Design Patent** (10) **Patent No.:** **US D823,772 S**  
**Mielke** (45) **Date of Patent:** **\*\* Jul. 24, 2018**

(54) <b>VEHICLE WHEEL</b>	D626,052 S * 10/2010 Majdandzic ..... D12/209
	D629,346 S 12/2010 Szews
(71) Applicant: <b>Bayerische Motoren Werke</b>	D671,059 S 11/2012 Pollmann
<b>Aktiengesellschaft, Munich (DE)</b>	D734,234 S * 7/2015 Juergens ..... D12/209
	D746,750 S * 1/2016 Curtis ..... D12/209
(72) Inventor: <b>Gerrit Roland Udo Mielke, Munich</b>	D749,028 S * 2/2016 Henstridge ..... D12/209
<b>(DE)</b>	D760,139 S * 6/2016 Dionisopoulos ..... D12/209
	D766,153 S * 9/2016 Wheel ..... D12/209
(73) Assignee: <b>Bayerische Motoren Werke</b>	D777,076 S 1/2017 Trpinac
<b>Aktiengesellschaft, Munich (DE)</b>	D797,635 S * 9/2017 Rueckheim ..... D12/209
	D800,625 S * 10/2017 Svensson ..... D12/209
	D803,135 S * 11/2017 Bucher ..... D12/209

(\*\*) Term: **15 Years**

**FOREIGN PATENT DOCUMENTS**

(21) Appl. No.: **29/590,503**

DE	40104441.6	5/2001
EM	000577945-0003	9/2006
EM	000997572-0009	6/2009
EM	001598277-0006	1/2010
EM	001636978-0003	11/2010

(22) Filed: **Jan. 11, 2017**

(30) **Foreign Application Priority Data**

(Continued)

Jul. 12, 2016 (DE) ..... 40 2016 100 875

(51) **LOC (11) Cl.** ..... **12-16**

(52) **U.S. Cl.**

USPC ..... **D12/209**

(58) **Field of Classification Search**

USPC ..... D12/204-213; D21/563

CPC .... B60B 7/00; B60B 7/02; B60B 7/04; B60B

7/06; B60B 3/02; B60B 3/04; B60B 3/06;

B60B 3/10; B60B 1/00; B60B 1/08;

B60B 1/10; B60B 1/12

See application file for complete search history.

(56) **References Cited**

**U.S. PATENT DOCUMENTS**

D492,235 S	6/2004	Nordmann	
D540,238 S	4/2007	Sycha	
D576,936 S *	9/2008	Imai	D12/209
D614,558 S	4/2010	Luciani et al.	
D617,243 S *	6/2010	Juergens	D12/209
D617,712 S	6/2010	Juergens et al.	
D621,765 S	8/2010	Baum	

*Primary Examiner* — Sheryl Lane

*Assistant Examiner* — Calvin E Vansant

(74) *Attorney, Agent, or Firm* — Crowell & Moring LLP

(57) **CLAIM**

The ornamental design for a vehicle wheel, as shown and described.

**DESCRIPTION**

FIG. 1 is a perspective view of a vehicle wheel according to the design;

FIG. 2 is an additional perspective view thereof;

FIG. 3 is an additional perspective view thereof;


FIG. 4 is a front view thereof;

FIG. 5 is a rear view thereof; and,

FIG. 6 is a side view thereof.

The low contrast or “ghost” areas shown in FIG. 5 of the drawings depict portions of the vehicle wheel that form no part of the claim.

**1 Claim, 6 Drawing Sheets**



(56)

**References Cited**

FOREIGN PATENT DOCUMENTS

EM	001693599-0003		6/2011
EM	002016113-0011		9/2013
EM	002417170-0005	*	4/2014

\* cited by examiner



Fig. 1



Fig. 2



Fig. 3



Fig. 4




Fig. 5




Fig. 6