



US00D823767S

(12) **United States Design Patent**  
**Johnson**

(10) **Patent No.:** **US D823,767 S**  
(45) **Date of Patent:** **\*\* Jul. 24, 2018**

(54) **AUTOMOTIVE WHEEL**

(71) Applicant: **Kelly R. Johnson**, City of Industry, CA (US)

(72) Inventor: **Kelly R. Johnson**, City of Industry, CA (US)

(73) Assignee: **WHEEL GROUP HOLDINGS, LLC**, Ontario (CA)

(\*\*) Term: **15 Years**

(21) Appl. No.: **29/577,193**

(22) Filed: **Sep. 9, 2016**

(51) **LOC (11) Cl.** ..... **12-16**

(52) **U.S. Cl.**  
USPC ..... **D12/209**

(58) **Field of Classification Search**  
USPC ..... D12/204–213  
CPC .... B60B 7/00; B60B 7/02; B60B 7/04; B60B 7/01; B60B 7/06; B60B 3/02; B60B 3/04; B60B 3/06; B60B 3/10; B60B 1/00; B60B 1/08; B60B 1/10; B60B 1/12  
See application file for complete search history.

(56) **References Cited**

**U.S. PATENT DOCUMENTS**

D384,633 S \* 10/1997 Syring ..... D12/211  
D417,427 S \* 12/1999 Brown ..... D12/211

D478,305 S \* 8/2003 Kern ..... D12/209  
D582,829 S \* 12/2008 Musser ..... D12/211  
D625,242 S \* 10/2010 Zhao ..... D12/211  
D633,028 S \* 2/2011 Kim ..... D12/211  
D649,101 S \* 11/2011 Hale, Jr. .... D12/209  
D675,971 S \* 2/2013 Lee ..... D12/209  
D691,543 S \* 10/2013 Gordon ..... D12/209  
D695,193 S \* 12/2013 Kong ..... D12/211  
D702,172 S \* 4/2014 Chung ..... D12/211  
D704,124 S \* 5/2014 Hale, Jr. .... D12/211  
D717,224 S \* 11/2014 Kim ..... D12/211  
D741,770 S \* 10/2015 Kim ..... D12/209  
D746,753 S \* 1/2016 Johnson ..... D12/209  
D752,497 S \* 3/2016 Johnson ..... D12/209  
D753,048 S \* 4/2016 Chan ..... D12/211  
D764,375 S \* 8/2016 Chung ..... D12/211

\* cited by examiner

*Primary Examiner* — Stacia A Cadmus



(57) **CLAIM**

The ornamental design for an automotive wheel, as show and described.

**DESCRIPTION**

FIG. 1 is a perspective view of an automotive wheel front face showing my new design; and, FIG. 2 is a front elevational view thereof. The broken line showing of the rear portion of the rim is included for the purpose of illustrating environment and forms no part of the claimed design.

**1 Claim, 2 Drawing Sheets**





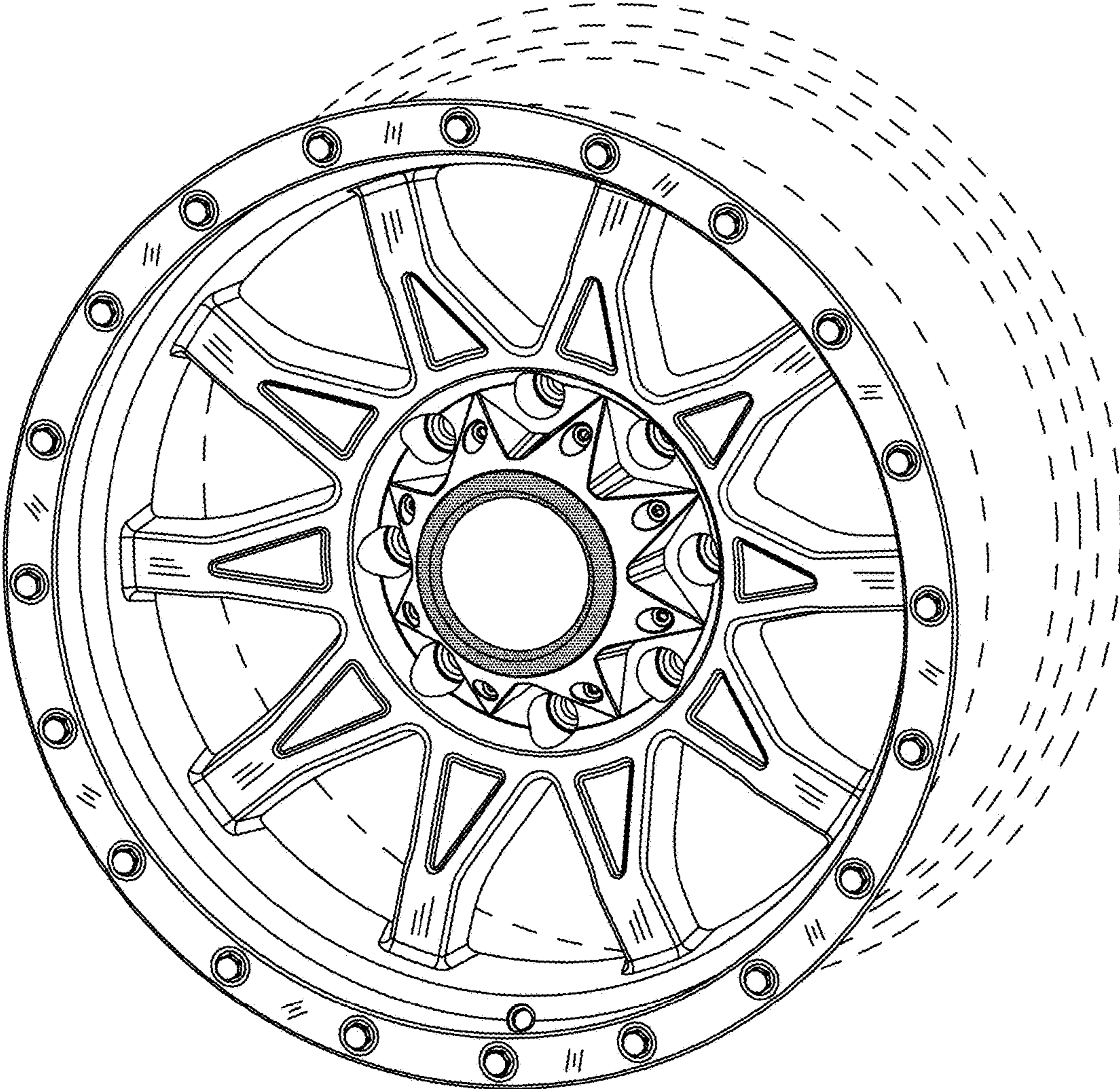


FIG.1




FIG.2