



US00D823761S

(12) **United States Design Patent** (10) **Patent No.:** **US D823,761 S**
Luk (45) **Date of Patent:** **** Jul. 24, 2018**

(54) **TAILGATE FOR A VEHICLE**
(71) Applicant: **Bayerische Motoren Werke Aktiengesellschaft, Munich (DE)**
(72) Inventor: **Calvin Luk, Munich (DE)**
(73) Assignee: **Bayerische Motoren Werke Aktiengesellschaft, Munich (DE)**
(**) Term: **15 Years**
(21) Appl. No.: **29/605,294**
(22) Filed: **May 25, 2017**
(30) **Foreign Application Priority Data**

Nov. 30, 2016 (DE) 40 2016 101 440

(51) **LOC (11) Cl.** **12-08**
(52) **U.S. Cl.**
USPC **D12/196**

(58) **Field of Classification Search**
USPC D12/86, 88, 90, 91, 92, 96, 196;
D21/424, 433, 434; 296/181.1, 181.5
CPC B62D 25/00; B62D 25/02; B62D 25/08;
B62D 33/03; B62D 33/037; B62D
33/0237; B62D 24/00; B60J 5/101
See application file for complete search history.

(56) **References Cited**
U.S. PATENT DOCUMENTS

D751,005 S * 3/2016 Galante D12/164
D763,758 S * 8/2016 Luk D12/196
D764,995 S * 8/2016 Bucher D12/196
D766,795 S * 9/2016 Kim D12/196
D776,009 S * 1/2017 Murakami D12/91
D780,067 S * 2/2017 Zipfel D12/91
D789,267 S * 6/2017 Kim D12/196

D797,632 S * 9/2017 Zipfel D12/196
D798,784 S * 10/2017 Kim D12/196
D801,900 S * 11/2017 Kim D12/196
D803,123 S * 11/2017 Granlund D12/196
D803,746 S * 11/2017 Han D12/196
D805,985 S * 12/2017 Nakamura D12/196

FOREIGN PATENT DOCUMENTS

WO WO DM/073061 8/2010
WO WO DM/078976 2/2013
WO WO DM/084222 2/2015

* cited by examiner

Primary Examiner — Ian Simmons
Assistant Examiner — Yolanda Robinson
(74) *Attorney, Agent, or Firm* — Crowell & Moring LLP


(57) **CLAIM**

The ornamental design for a tailgate for a vehicle, as shown and described.

DESCRIPTION

This application contains subject matter related to the following co-pending U.S. design patent application: Application Ser. No. 29/605,288, filed herewith and entitled "Vehicle, Toy, and/or Replicas Thereof".
FIG. 1 is a front view of a tailgate for a vehicle according to the design;
FIG. 2 is a left perspective view thereof;
FIG. 3 is a right perspective view thereof;
FIG. 4 is a left side view thereof;
FIG. 5 is a right side view thereof;
FIG. 6 is a top view thereof;
FIG. 7 is a bottom view thereof; and,
FIG. 8 is a rear view thereof.

1 Claim, 8 Drawing Sheets






Fig. 1



Fig. 2



Fig. 3




Fig. 4

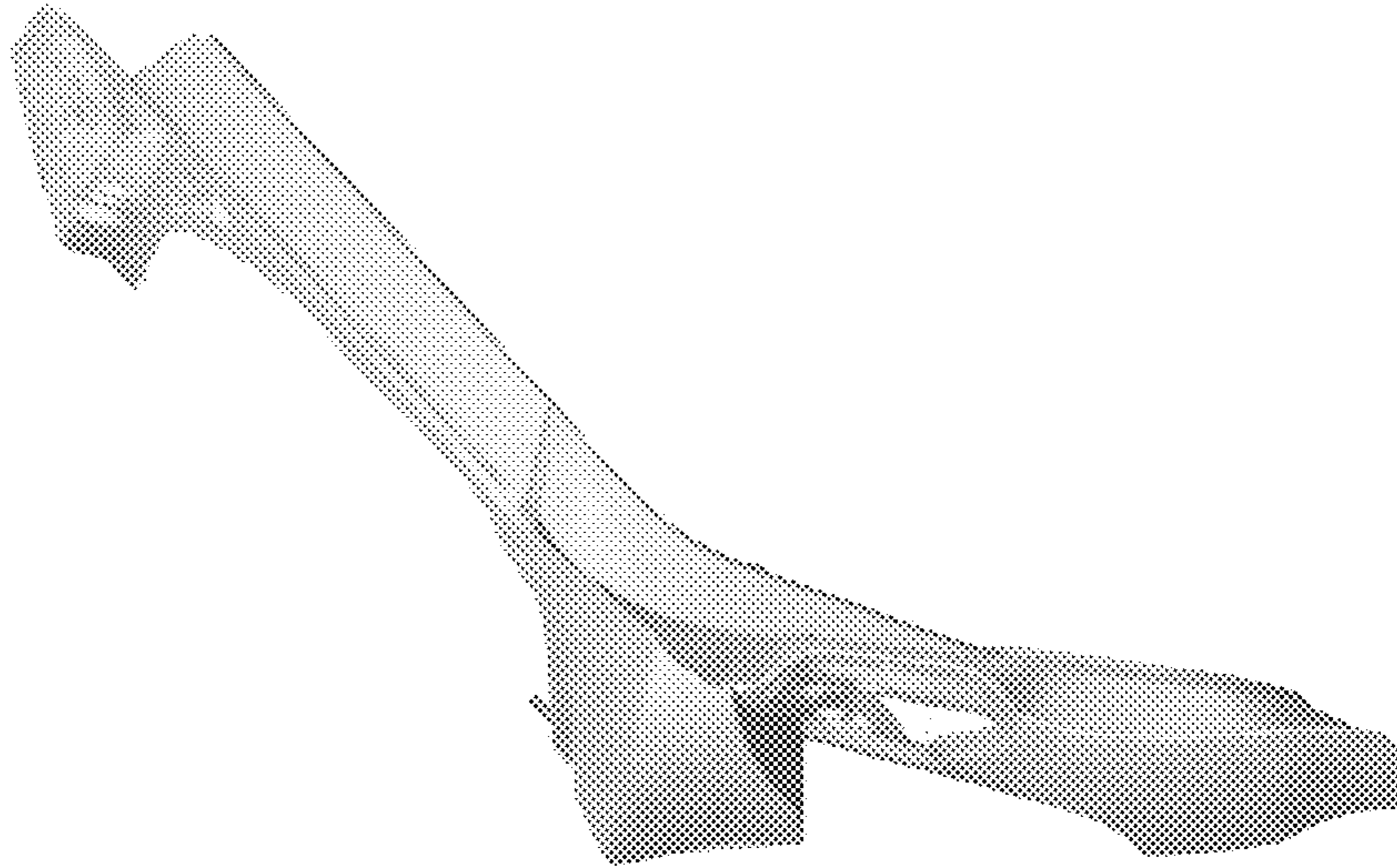


Fig. 5

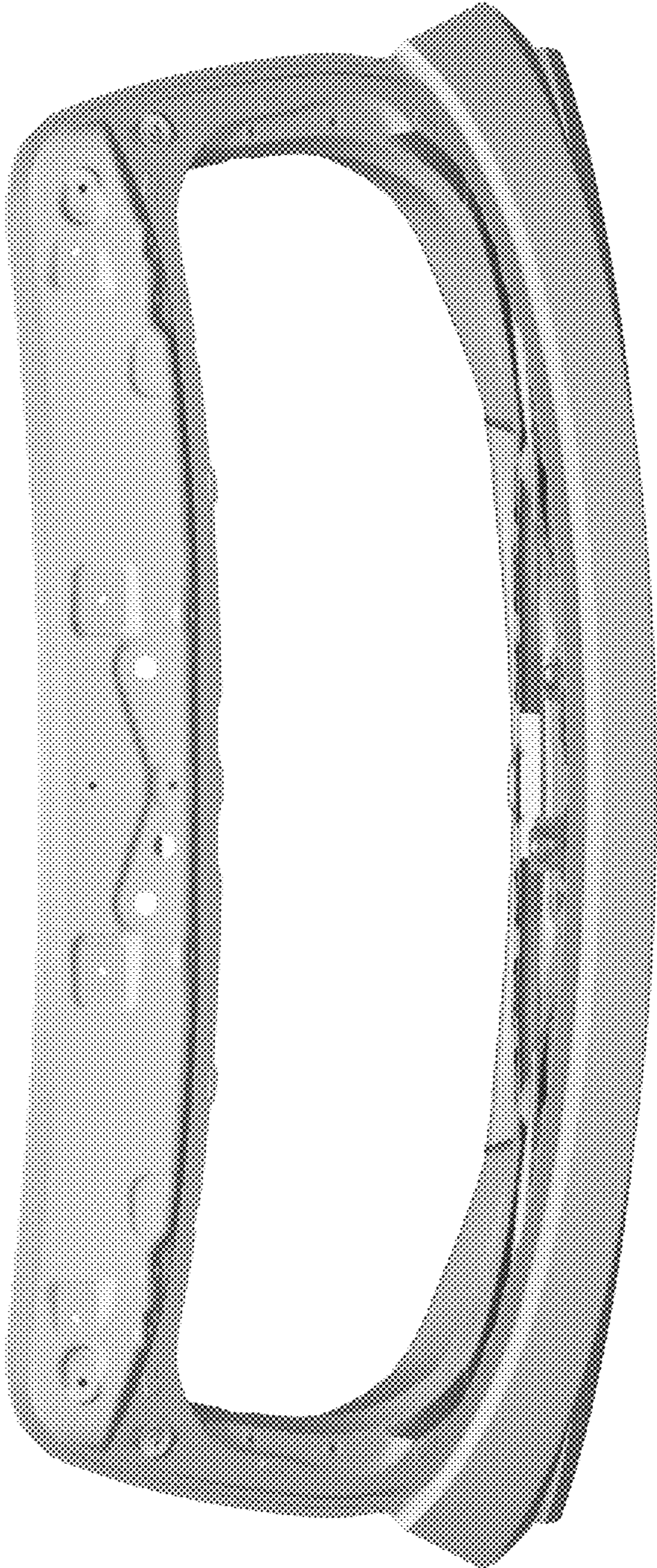


Fig. 6




Fig. 7



Fig. 8