



US00D823743S

(12) **United States Design Patent**  
**Al Attar**

(10) **Patent No.:** **US D823,743 S**  
(45) **Date of Patent:** **\*\* Jul. 24, 2018**

(54) **REAR BUMPER FOR A VEHICLE**  
(71) Applicant: **Bayerische Motoren Werke Aktiengesellschaft, Munich (DE)**  
(72) Inventor: **Hussein Al Attar, Munich (DE)**  
(73) Assignee: **Bayerische Motoren Werke Aktiengesellschaft, Munich (DE)**

D744,913 S \* 12/2015 Leclercq ..... D12/169  
D772,123 S \* 11/2016 Zurian ..... D12/169  
D804,371 S \* 12/2017 Whitla ..... D12/169

(\*\*) Term: **15 Years**  
(21) Appl. No.: **29/594,694**  
(22) Filed: **Feb. 22, 2017**

**FOREIGN PATENT DOCUMENTS**

WO DM/069404 4/2008  
WO DM/082404 6/2014

\* cited by examiner

*Primary Examiner* — Melody N Brown  
(74) *Attorney, Agent, or Firm* — Crowell & Moring LLP

(30) **Foreign Application Priority Data**

Aug. 23, 2016 (DE) ..... 40 2016 101 022

(51) **LOC (11) Cl.** ..... **12-16**

(52) **U.S. Cl.**  
USPC ..... **D12/169**

(58) **Field of Classification Search**  
USPC .... D12/169, 216, 90-92, 86, 171, 196, 163;  
293/102, 113, 115, 117, 120; 296/180.1,  
296/180.2  
CPC ..... B60R 19/02; B60R 19/04; B62D 25/08  
See application file for complete search history.

(57) **CLAIM**

The ornamental design for a rear bumper for a vehicle, as shown and described.

**DESCRIPTION**

This application contains subject matter related to the following co-pending U.S. design patent applications:

Application Ser. No. 29/594,683, filed herewith and entitled "Vehicle, Toy, and/or Replicas Thereof";

Application Ser. No. 29/594,692, filed herewith and entitled "Rear Bumper for a Vehicle"; and

Application Ser. No. 29/594,696, filed herewith and entitled "Rear Bumper for a Vehicle".

FIG. 1 is a front view of a rear bumper for a vehicle according to the design;

FIG. 2 is a left perspective view thereof;

FIG. 3 is a right perspective view thereof;

FIG. 4 is a left side view thereof;

FIG. 5 is a right side view thereof;

FIG. 6 is a top view thereof;

FIG. 7 is a bottom view thereof; and,


FIG. 8 is a rear view thereof.

(56) **References Cited**

**U.S. PATENT DOCUMENTS**

D715,708 S \* 10/2014 Mays ..... D12/169  
D721,993 S \* 2/2015 Nordmann ..... D12/169  
D738,271 S \* 9/2015 Glover ..... D12/169  
D740,727 S \* 10/2015 Nakamura ..... D12/169

**1 Claim, 8 Drawing Sheets**






Fig. 1




Fig. 2

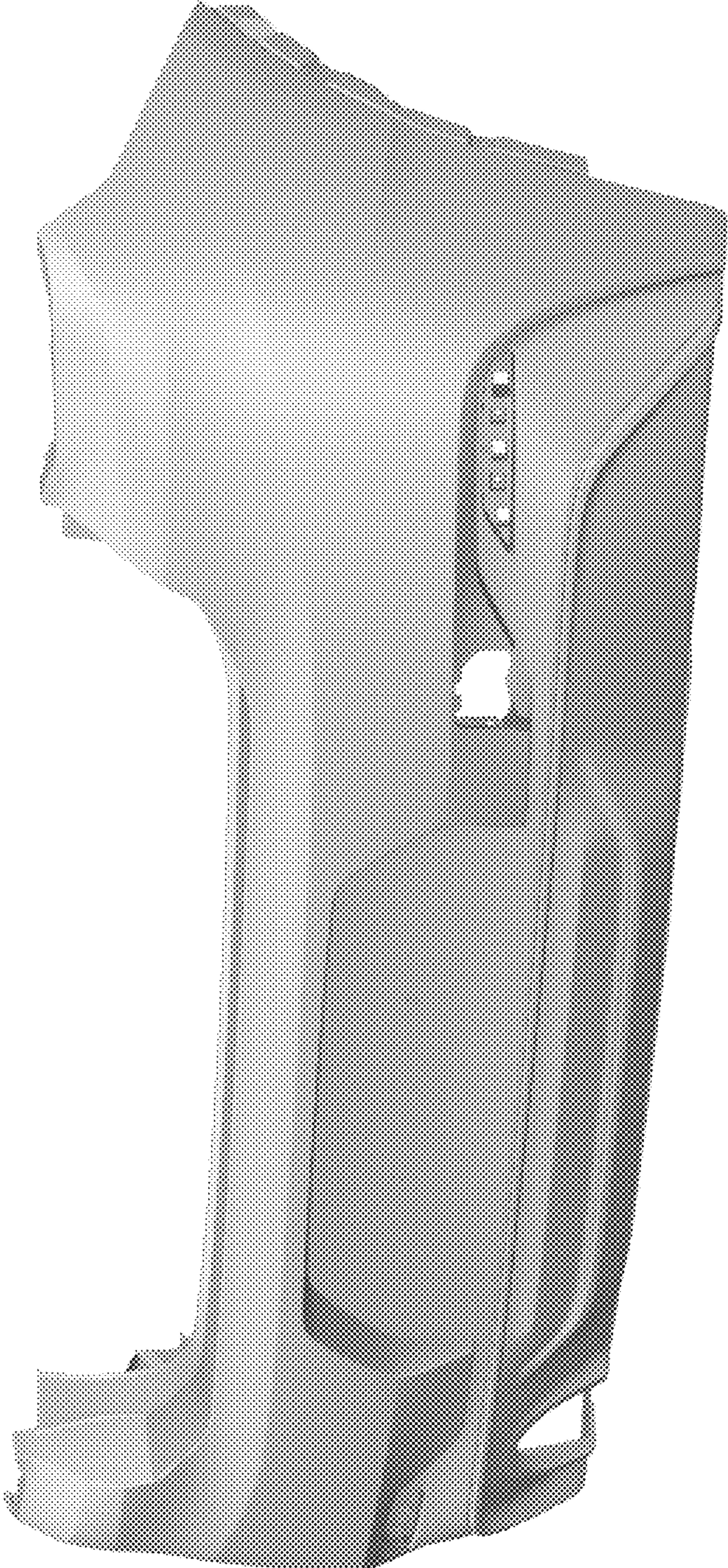


Fig. 3




Fig. 4

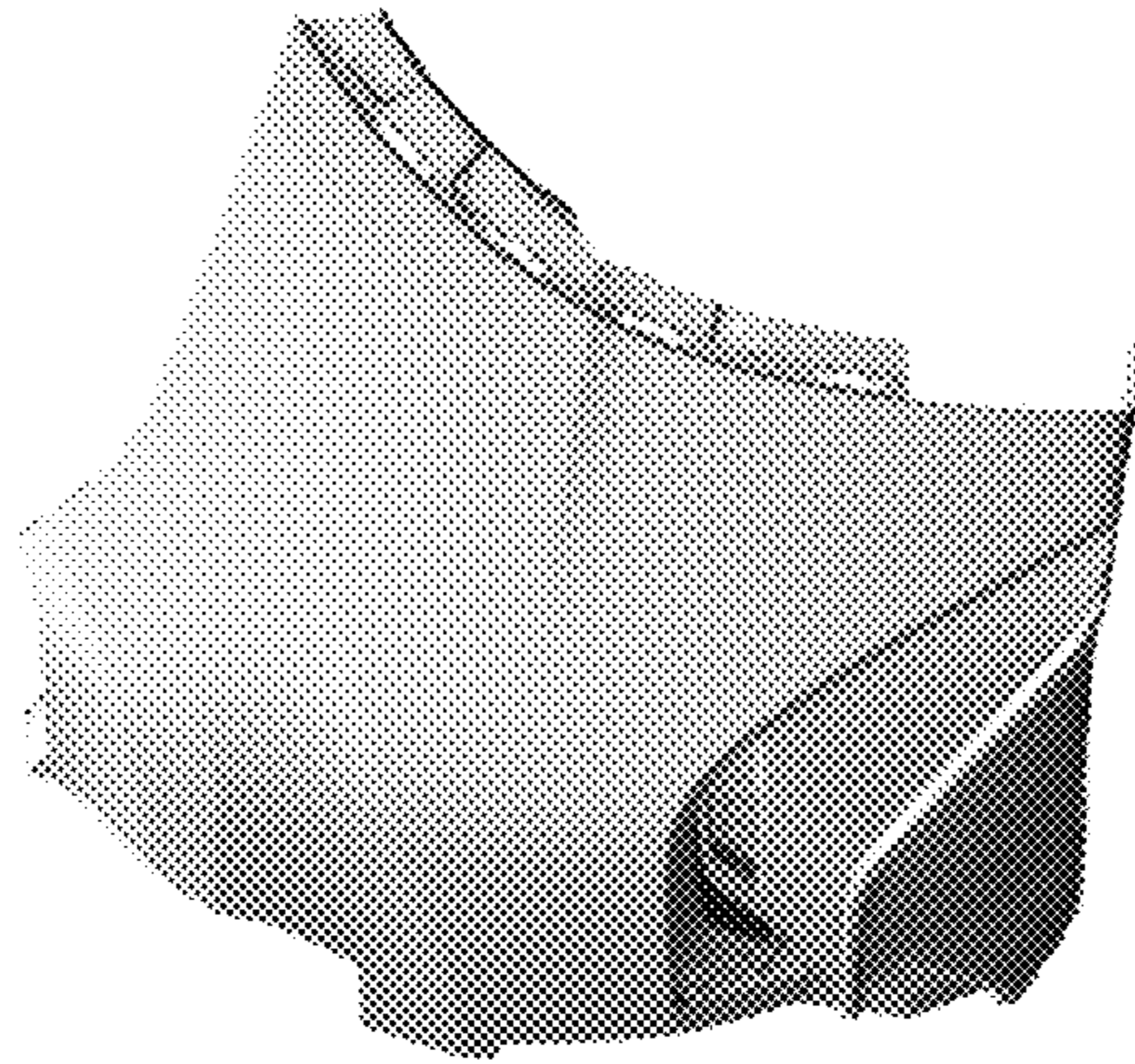


Fig. 5




Fig. 6




Fig. 7






Fig. 8