



US00D823737S

(12) **United States Design Patent**
Chang

(10) **Patent No.:** **US D823,737 S**

(45) **Date of Patent:** **** Jul. 24, 2018**

(54) **RADIATOR GRILLE FOR VEHICLE**

(71) Applicant: **HYUNDAI MOBIS CO., LTD.**, Seoul (KR)

(72) Inventor: **Hyun Jin Chang**, Yongin-si (KR)

(73) Assignee: **HYUNDAI MOBIS CO., LTD.**, Seoul (KR)

(**) Term: **15 Years**

(21) Appl. No.: **29/569,126**

(22) Filed: **Jun. 23, 2016**

(30) **Foreign Application Priority Data**

Dec. 29, 2015 (KR) 30-2015-0066714

(51) **LOC (11) Cl.** **12-16**

(52) **U.S. Cl.**
USPC **D12/163**

(58) **Field of Classification Search**
USPC D12/86, 91, 93, 163, 164, 166, 167, 169,
D12/171, 172, 173, 190, 216
CPC B62D 25/08; B62B 9/16; B60K 11/08;
B60R 19/52
See application file for complete search history.

(56) **References Cited**

U.S. PATENT DOCUMENTS

2,854,104	A	*	9/1958	Marcy, Jr.	B21D 47/005 52/666
D496,890	S	*	10/2004	Metros	D12/163
D589,853	S	*	4/2009	Saridakis	D12/163
D668,590	S	*	10/2012	Furst	D12/163
D670,214	S	*	11/2012	Watanabe	D12/163
D682,752	S	*	5/2013	Yoshida	D12/163
D721,019	S	*	1/2015	Pevovar	D12/163
D736,123	S	*	8/2015	Hammoud	D12/163
D754,037	S	*	4/2016	Behmer	D12/163

D758,928	S	*	6/2016	Messale	D12/163
D759,551	S	*	6/2016	Nakahara	D12/163
D763,152	S	*	8/2016	Frascella	D12/190
D766,782	S	*	9/2016	Arroba	D12/163
D769,159	S	*	10/2016	Platto	D12/163
D769,160	S	*	10/2016	Platto	D12/163
D773,963	S	*	12/2016	Battams	D12/163
D774,996	S	*	12/2016	Wheel	D12/163
D774,997	S	*	12/2016	Wheel	D12/163
D774,998	S	*	12/2016	Munakata	D12/163
D775,554	S	*	1/2017	Kapitonov	D12/163
D776,020	S	*	1/2017	Kapitonov	D12/163
D781,188	S	*	3/2017	Wolff	D12/163
D783,465	S	*	4/2017	Choi	D12/163

(Continued)

Primary Examiner — Susan Bennett Hattan

Assistant Examiner — Suzanne E Tisdell

(74) *Attorney, Agent, or Firm* — Knobbe Martens Olson & Bear LLP

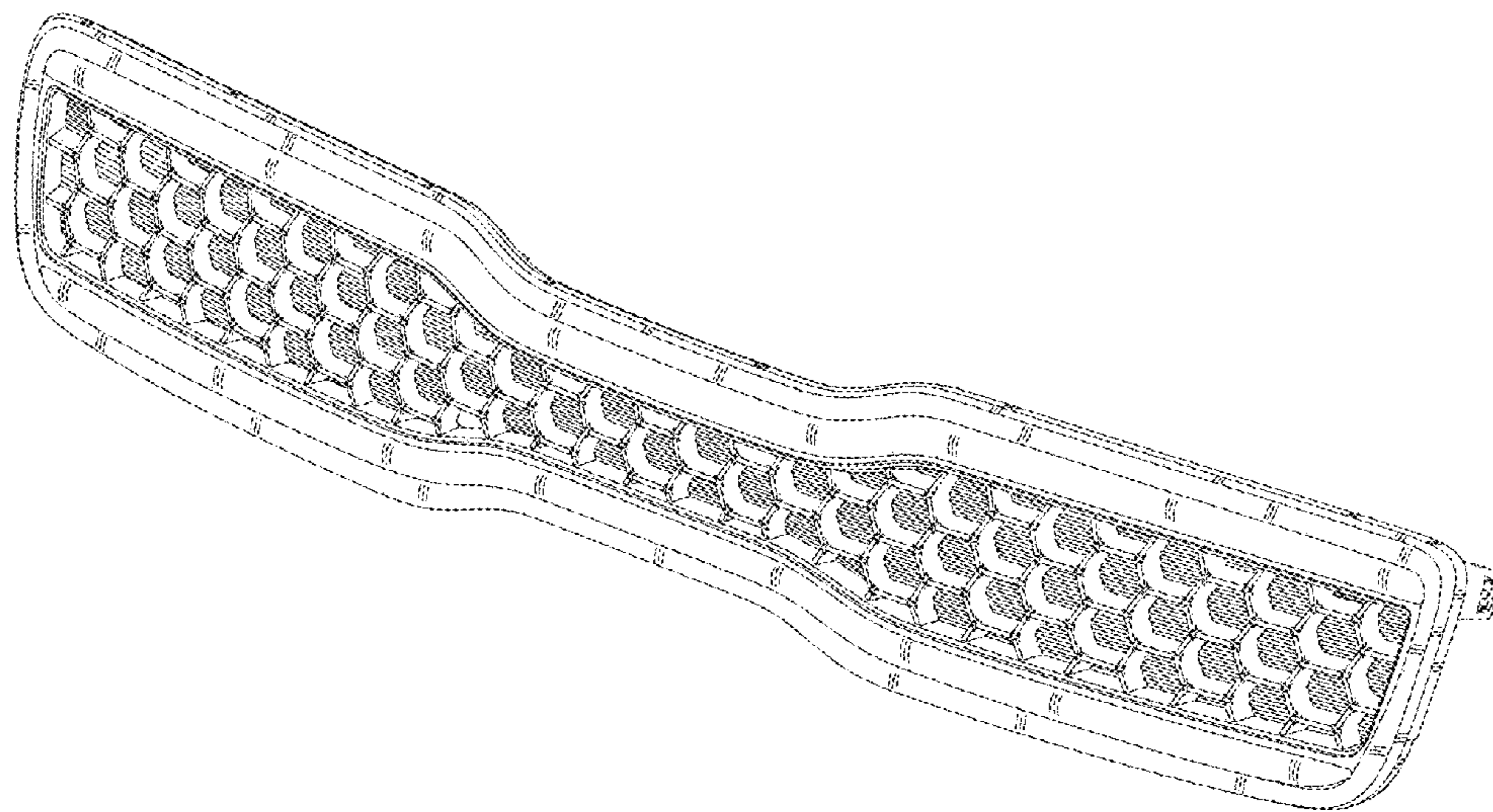
(57) **CLAIM**

The ornamental design for a radiator grille for vehicle, as shown and described herein.

DESCRIPTION

FIG. 1 is a perspective view of a radiator grille for vehicle; FIG. 2 is a front elevation view of the radiator grille for vehicle of FIG. 1; FIG. 3 is a rear elevation view of the radiator grille for vehicle of FIG. 1; FIG. 4 is a left side elevation view of the radiator grille for vehicle of FIG. 1, with the right side elevation view being a mirror image of the left side elevation view; FIG. 5 is a top plan view of the radiator grille for vehicle of FIG. 1; and, FIG. 6 is a bottom plan view of the radiator grille for vehicle of FIG. 1. Broken lines shows structures that form no part of the claimed design.

1 Claim, 6 Drawing Sheets



(56)

References Cited

U.S. PATENT DOCUMENTS

D786,145 S *	5/2017	Kozub	D12/163
D788,654 S *	6/2017	Curic	D12/163
D788,655 S *	6/2017	Curic	D12/163
D789,841 S *	6/2017	Malczewski	D12/163
D789,844 S *	6/2017	Sakai	D12/163
D789,845 S *	6/2017	Oohashi	D12/163
D790,412 S *	6/2017	Dunford	D12/163
D790,413 S *	6/2017	Doyle	D12/164
D792,813 S *	7/2017	Kozub	D12/163
D792,814 S *	7/2017	Kozub	D12/163
D793,290 S *	8/2017	Kozub	D12/163
D793,918 S *	8/2017	Kozub	D12/163
D794,517 S *	8/2017	Woolley	D12/163
2016/0031395 A1 *	2/2016	Huang	B62D 25/12 180/68.1

* cited by examiner

FIG. 1

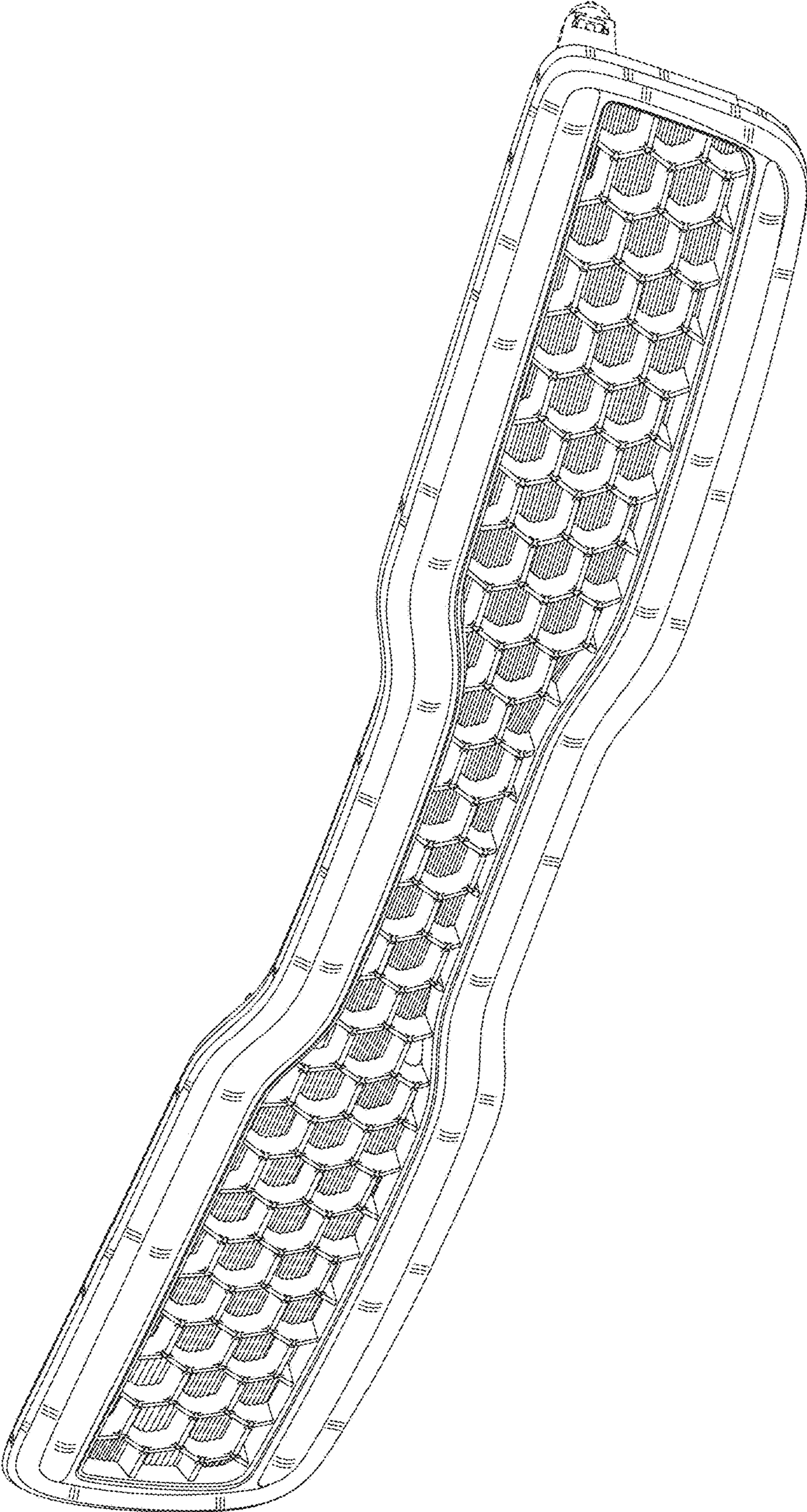


FIG. 2

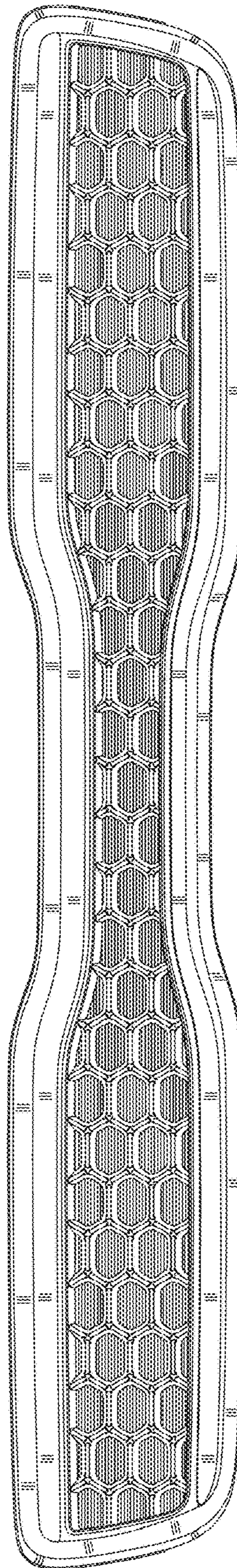


FIG. 3

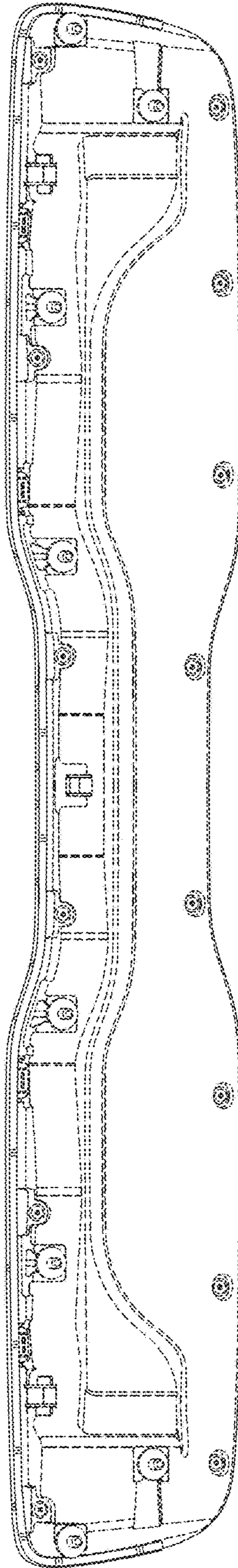


FIG. 4

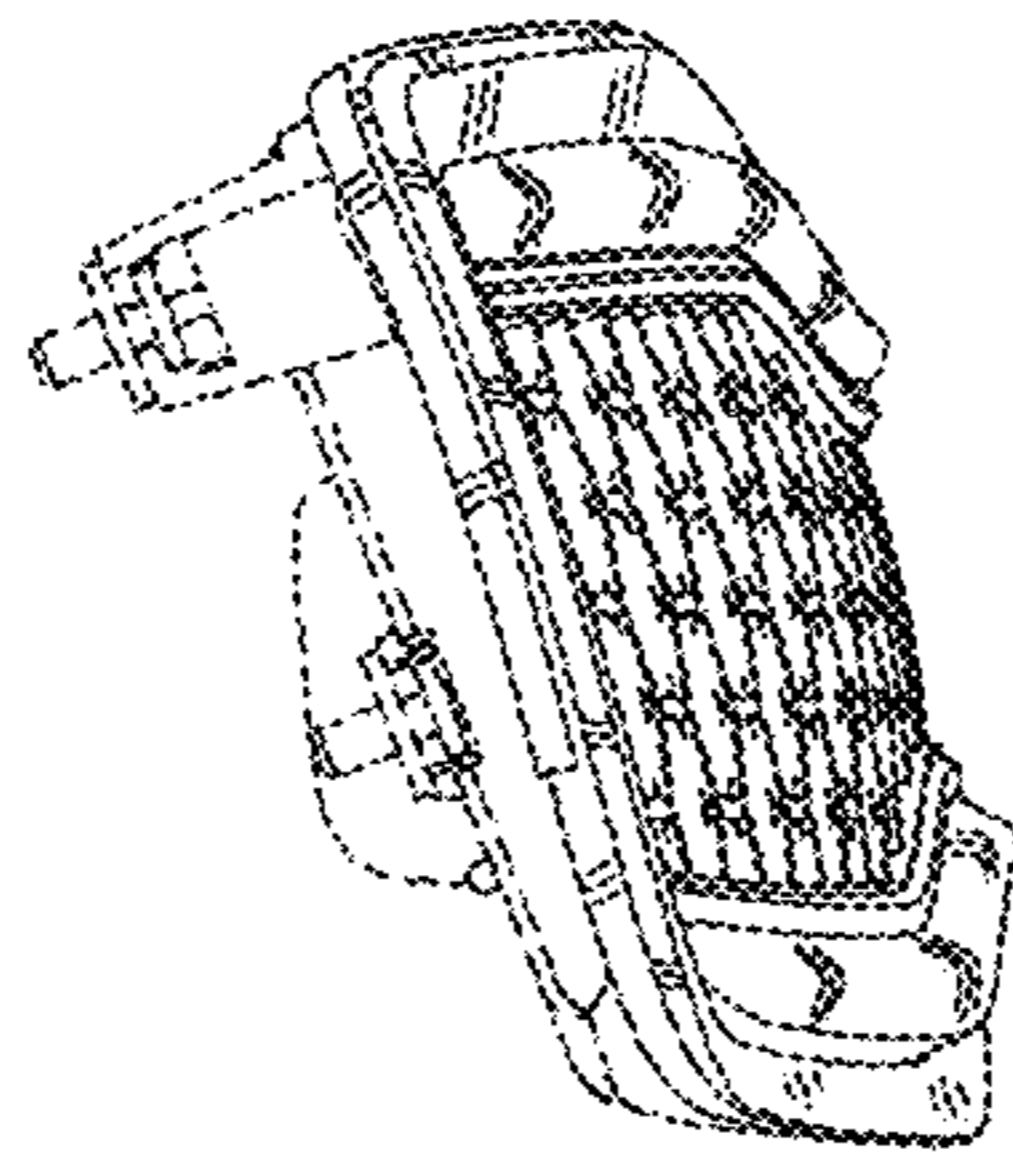


FIG. 5

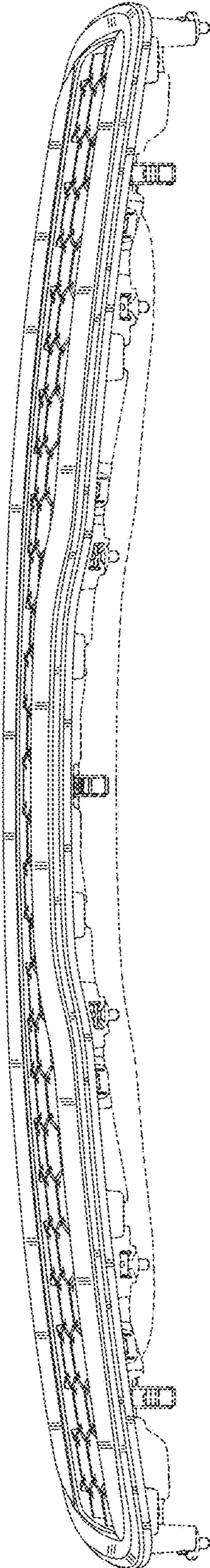


FIG. 6

