



US00D823725S

(12) **United States Design Patent** (10) **Patent No.:** **US D823,725 S**
Innes (45) **Date of Patent:** **** Jul. 24, 2018**

(54) **VEHICLE, TOY, AND/OR REPLICAS THEREOF**

(71) Applicant: **Bayerische Motoren Werke Aktiengesellschaft, Munich (DE)**

(72) Inventor: **Alexander William Innes, Hindhead (GB)**

(73) Assignee: **Bayerische Motoren Werke Aktiengesellschaft, Munich (DE)**

(**) Term: **15 Years**

(21) Appl. No.: **29/596,684**

(22) Filed: **Mar. 10, 2017**

(30) **Foreign Application Priority Data**

Sep. 12, 2016 (DE) 40 2016 101 094

(51) **LOC (11) Cl.** **12-08**

(52) **U.S. Cl.**
USPC **D12/92**

(58) **Field of Classification Search**
USPC D12/86, 90-92, 88; D21/421, 433, 434;
296/181.1, 181.5
CPC B62D 35/00; B62D 25/00; B62D 25/06;
B62D 33/00
See application file for complete search history.

(56) **References Cited**

U.S. PATENT DOCUMENTS

D453,713 S *	2/2002	McMahan	D12/91
D460,930 S *	7/2002	Fujita	D12/92
D511,483 S	11/2005	Djordjevic		
D558,642 S *	1/2008	van Braeckel	D12/92
D623,989 S *	9/2010	Turner	D12/92

D658,545 S *	5/2012	Van Braeckel	D12/91
D669,819 S *	10/2012	Hall	D12/92
D717,212 S	11/2014	Turner et al.		
D767,448 S *	9/2016	Leu	D12/92
D780,069 S *	2/2017	Turner	D12/92

FOREIGN PATENT DOCUMENTS

EM	000214341-0002	11/2004
EM	002086223-0003	8/2012
EM	002277806-0001	8/2013
EM	003356880-0001	10/2016

* cited by examiner

Primary Examiner — Melody N Brown

(74) *Attorney, Agent, or Firm* — Crowell & Moring LLP


(57) **CLAIM**

The ornamental design for a vehicle, toy, and/or replicas thereof, as shown and described.

DESCRIPTION

This application contains subject matter related to the following U.S. design patent application:
 Application Ser. No. 29/582,343, filed Oct. 27, 2016 and entitled "Vehicle, Toy, and/or Replicas Thereof."
 FIG. 1 is a left, front perspective view of a vehicle, toy, and/or replicas thereof according to the design;
 FIG. 2 is a left side view thereof;
 FIG. 3 is a right side view thereof;
 FIG. 4 is a left, rear perspective view thereof;
 FIG. 5 is a front view thereof;
 FIG. 6 is a rear view thereof; and,
 FIG. 7 is a top view thereof.

1 Claim, 7 Drawing Sheets



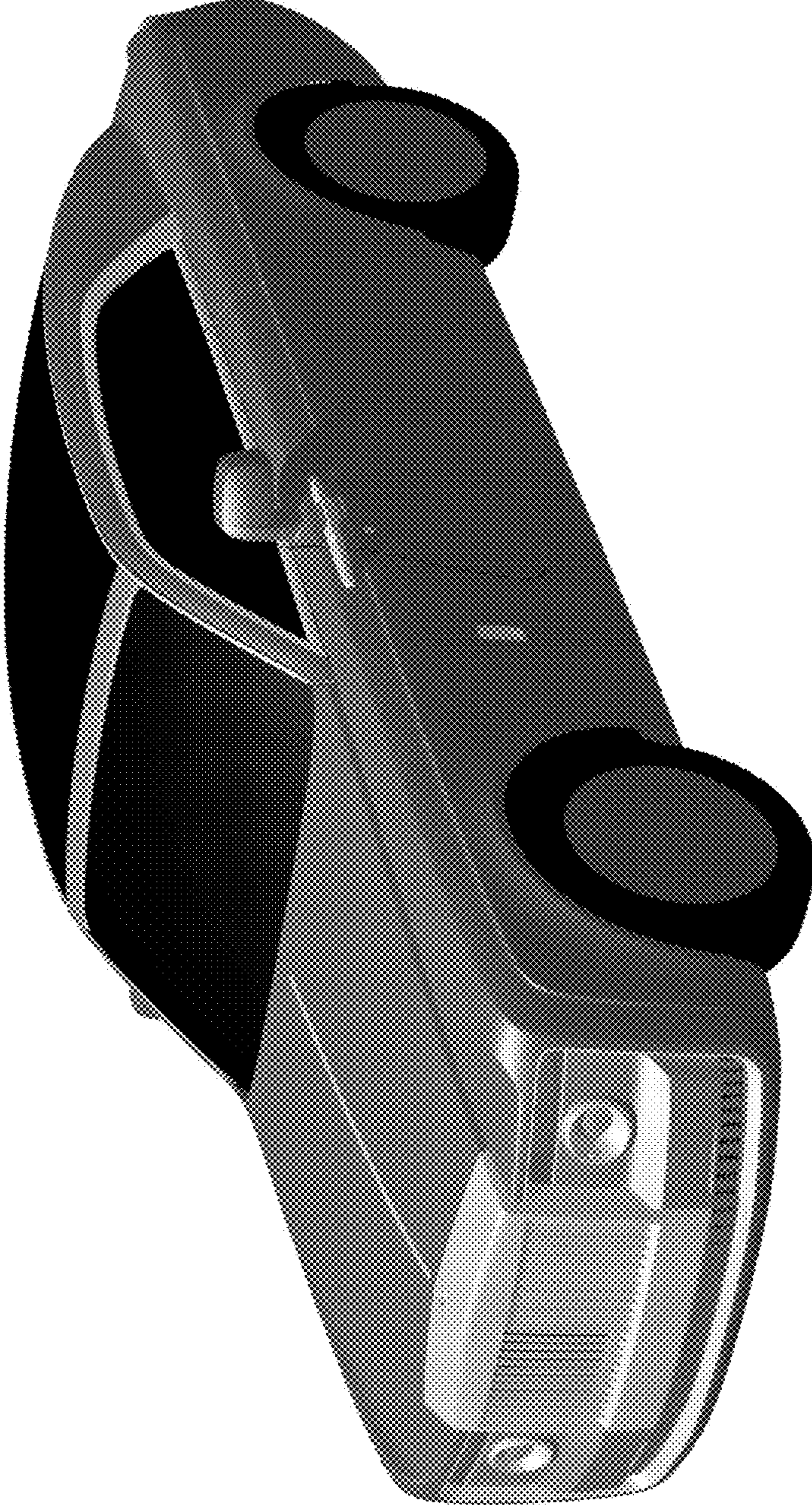


Fig. 1




Fig. 2




Fig. 3



Fig. 4

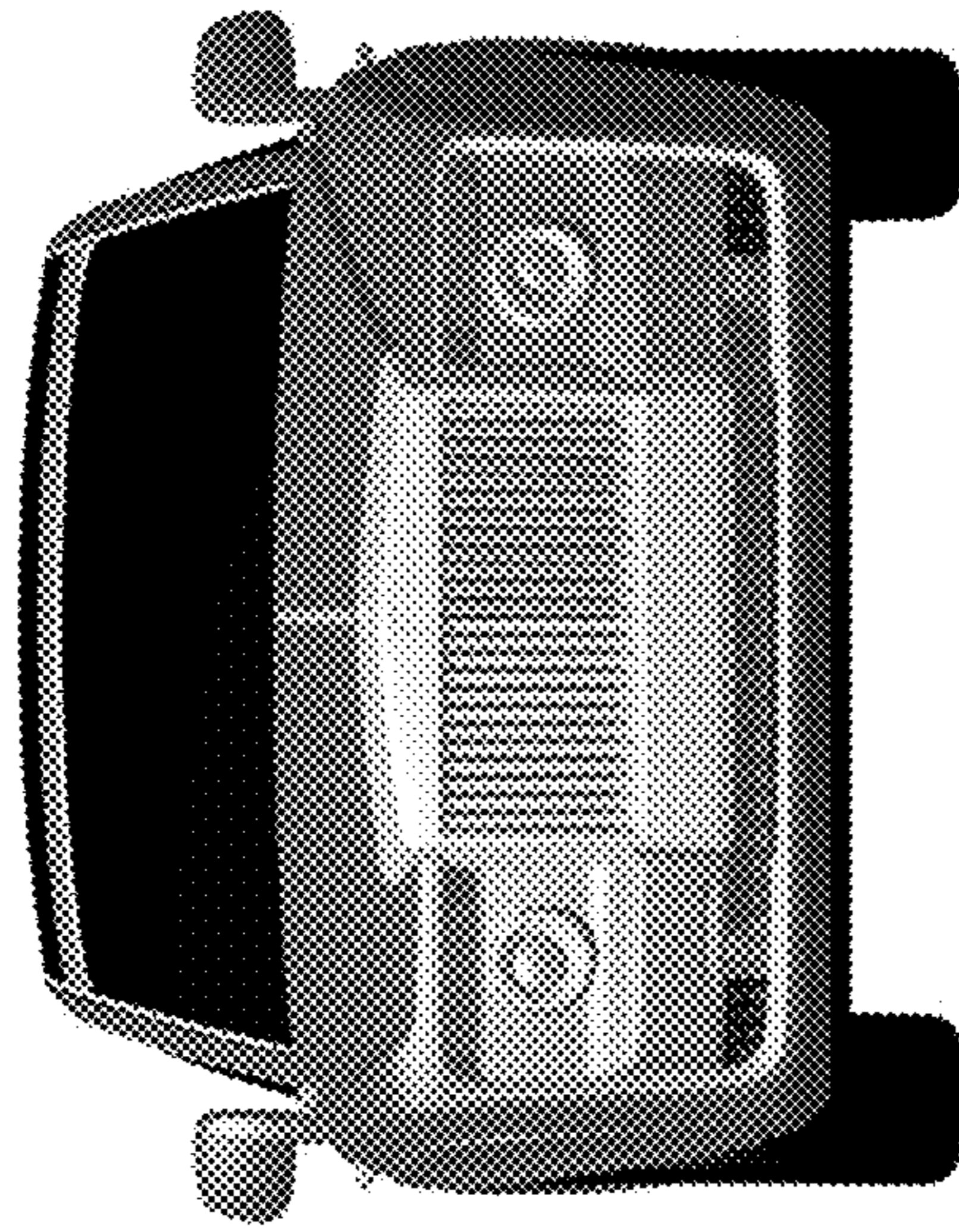


Fig. 5




Fig. 6




Fig. 7