



US00D823718S

(12) **United States Design Patent**
Cheng

(10) **Patent No.:** **US D823,718 S**
(45) **Date of Patent:** **** Jul. 24, 2018**

(54) **WATERTIGHT ZIPPER**
(71) Applicant: **UNITECH ZIPPER & MACHINERY CO., LTD.**, New Taipei (TW)
(72) Inventor: **Jung-Yuan Cheng**, New Taipei (TW)
(73) Assignee: **Unitech Zipper & Machinery Co., Ltd.**, New Taipei (TW)

5,401,555 A * 3/1995 Yamakita D03D 15/00
139/383 R
6,775,885 B1 * 8/2004 Wang A44B 19/382
24/385
D509,460 S * 9/2005 Botzer D11/221
D628,517 S * 12/2010 Bitzan D11/221
D672,687 S * 12/2012 Himi D11/221
D673,077 S * 12/2012 Fujita D11/221
D746,721 S * 1/2016 Petronis D11/221

(**) Term: **15 Years**
(21) Appl. No.: **29/593,173**
(22) Filed: **Feb. 7, 2017**

* cited by examiner

Primary Examiner — Ralf Seifert
(74) *Attorney, Agent, or Firm* — Alan D. Kamrath;
Kamrath IP Lawfirm, P.A.

(30) **Foreign Application Priority Data**
Jan. 23, 2017 (TW) 106300401
(51) **LOC (11) Cl.** **02-07**
(52) **U.S. Cl.**
USPC **D11/221**
(58) **Field of Classification Search**
USPC D11/200, 201, 221; 24/381–383,
24/385–389, 414–417, 421–422, 427–431,
24/433; 2/265; D2/641, 642; 294/3.6;
223/118; D8/33, 34, 40
CPC A44B 19/00; A44B 19/02; A44B 19/04;
A44B 19/10; A44B 19/26; A44B 19/30;
A44B 19/06; A44B 19/34; A44B 19/40;
A44B 19/52; G02C 3/003; A44H 37/06
See application file for complete search history.

(57) **CLAIM**

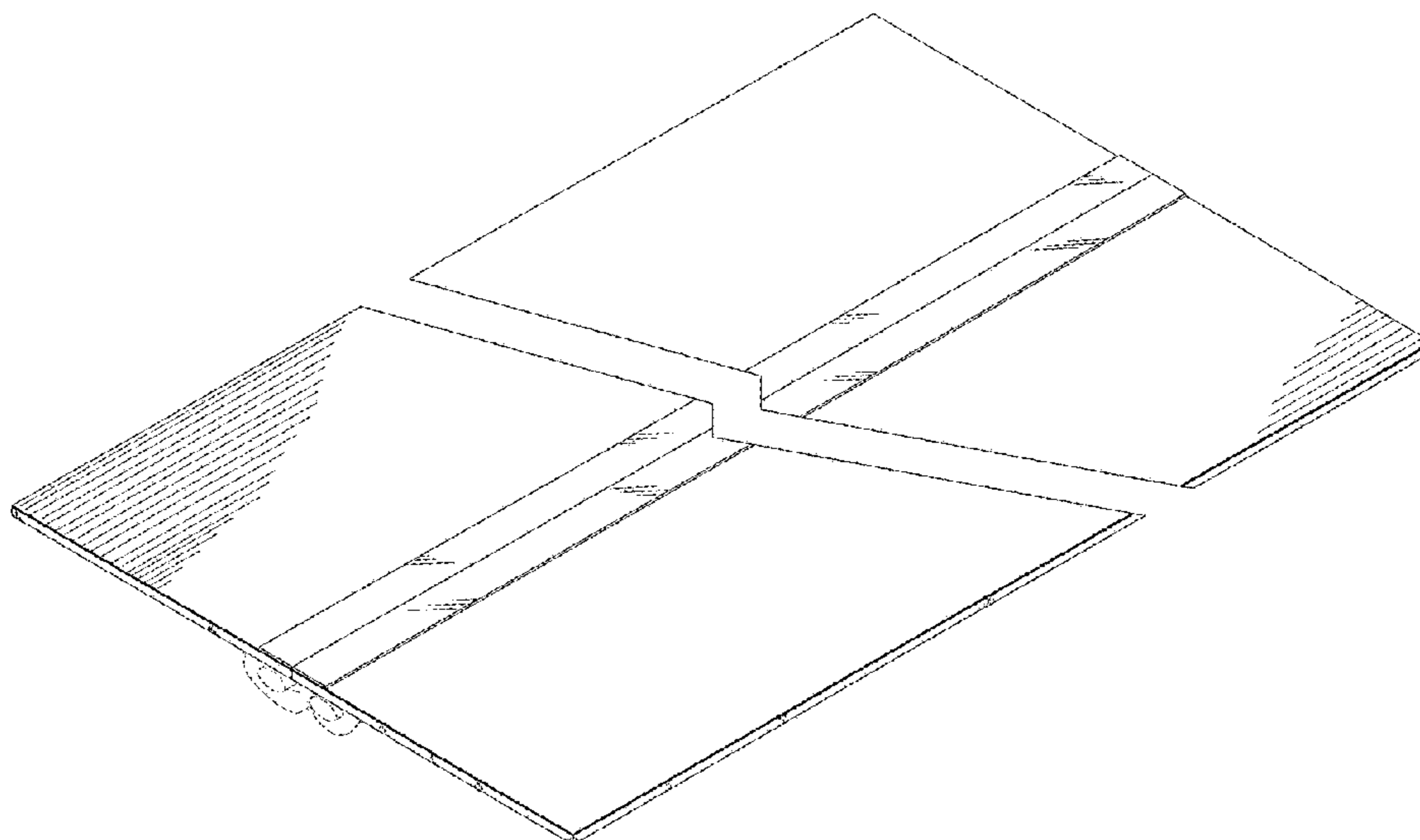
The ornamental design for a watertight zipper, as shown and described.

(56) **References Cited**
U.S. PATENT DOCUMENTS
2,911,699 A * 11/1959 Koehler A44B 19/265
24/415
4,350,721 A * 9/1982 Nagase A44B 19/34
160/DIG. 18

DESCRIPTION

FIG. 1 is a perspective view of a watertight zipper showing my new design;
FIG. 2 is a front elevational view of the watertight zipper;
FIG. 3 is a rear elevational view of the watertight zipper;
FIG. 4 is a left side elevational view of the watertight zipper;
FIG. 5 is a right side elevational view of the watertight zipper;
FIG. 6 is a top plan view of the watertight zipper; and,
FIG. 7 is a bottom plan view of the watertight zipper.
The broken lines in the drawings that illustrate portions of the watertight zipper form no part of the claimed design.

1 Claim, 5 Drawing Sheets



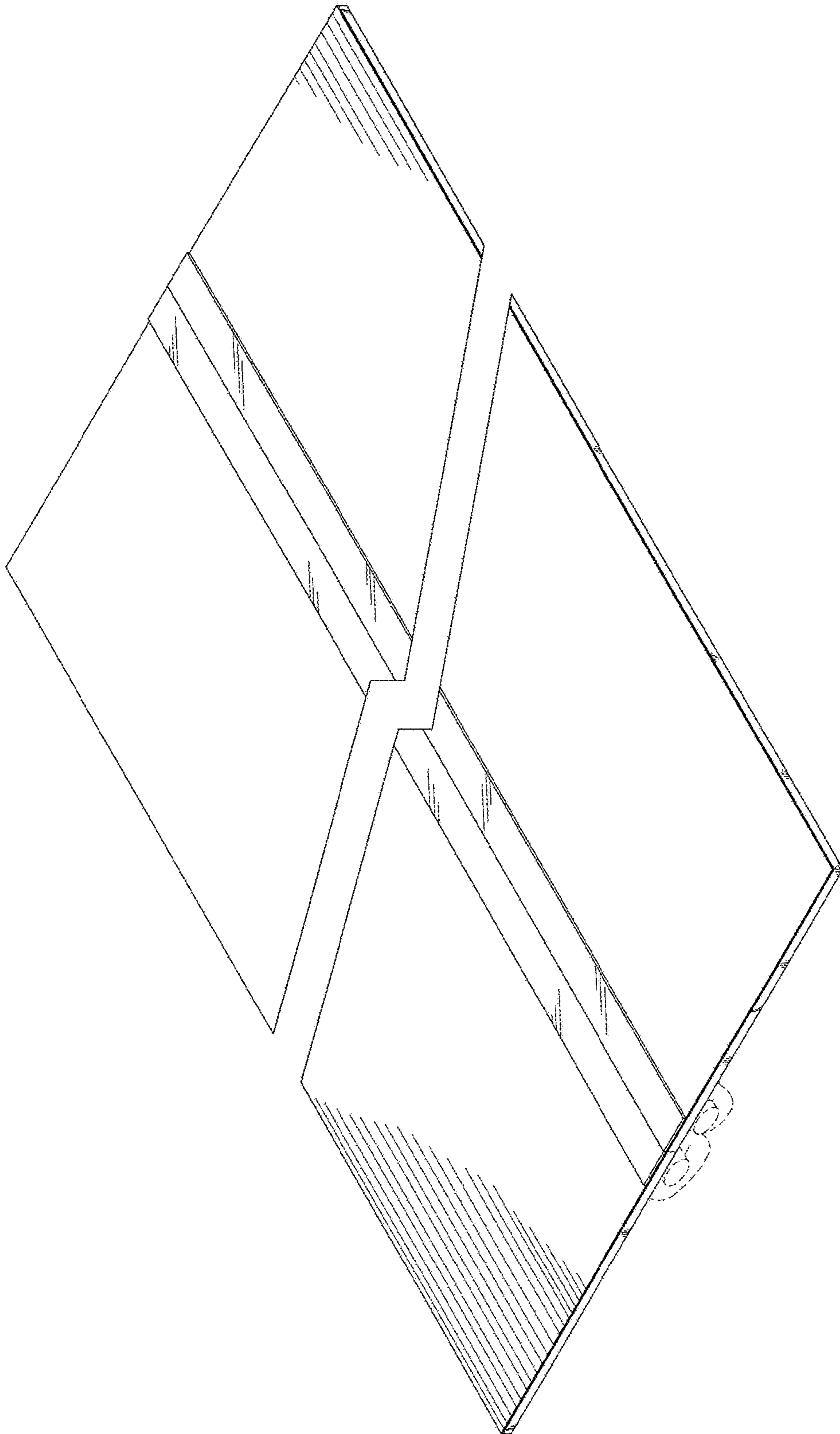


FIG. 1

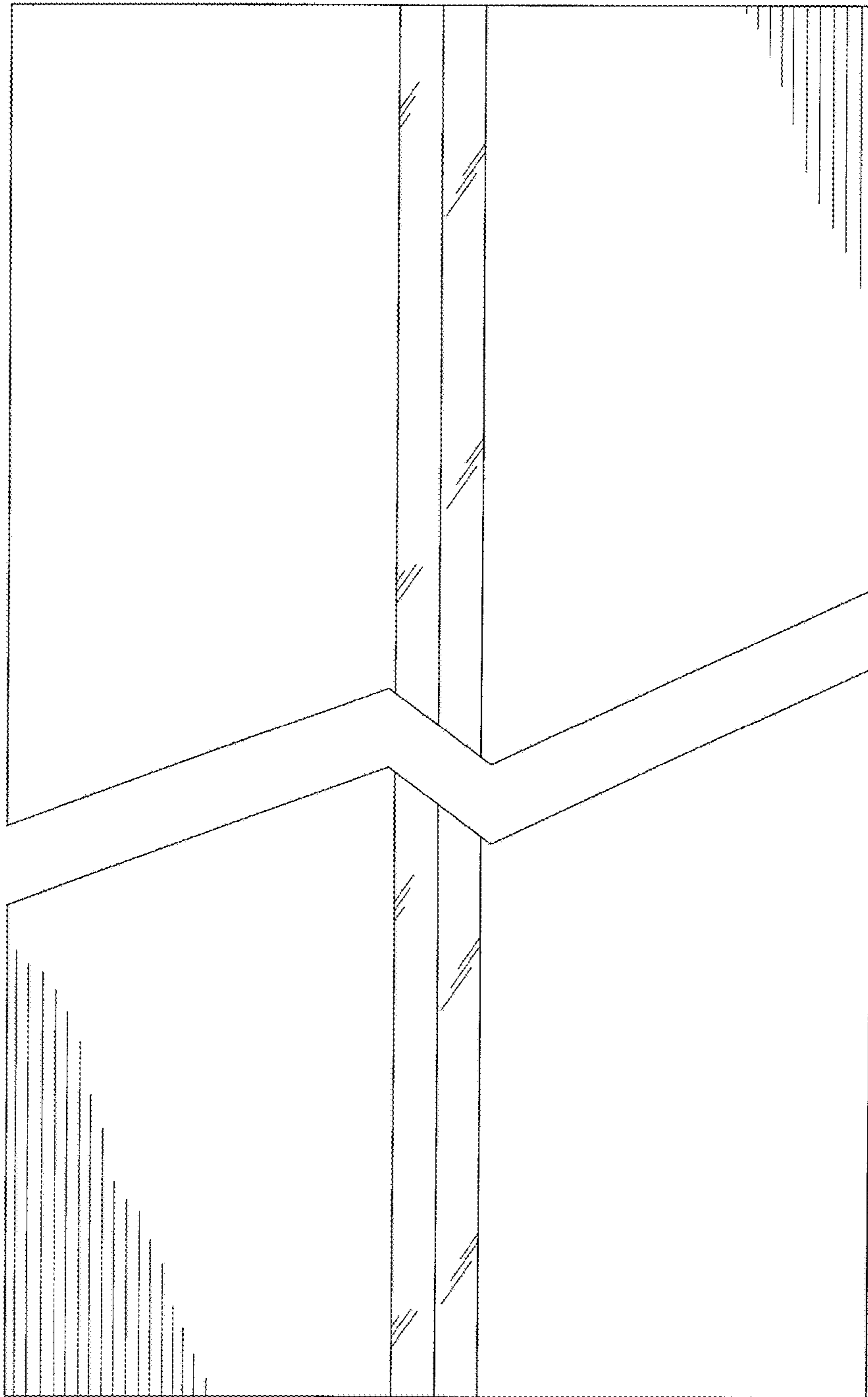


FIG. 2

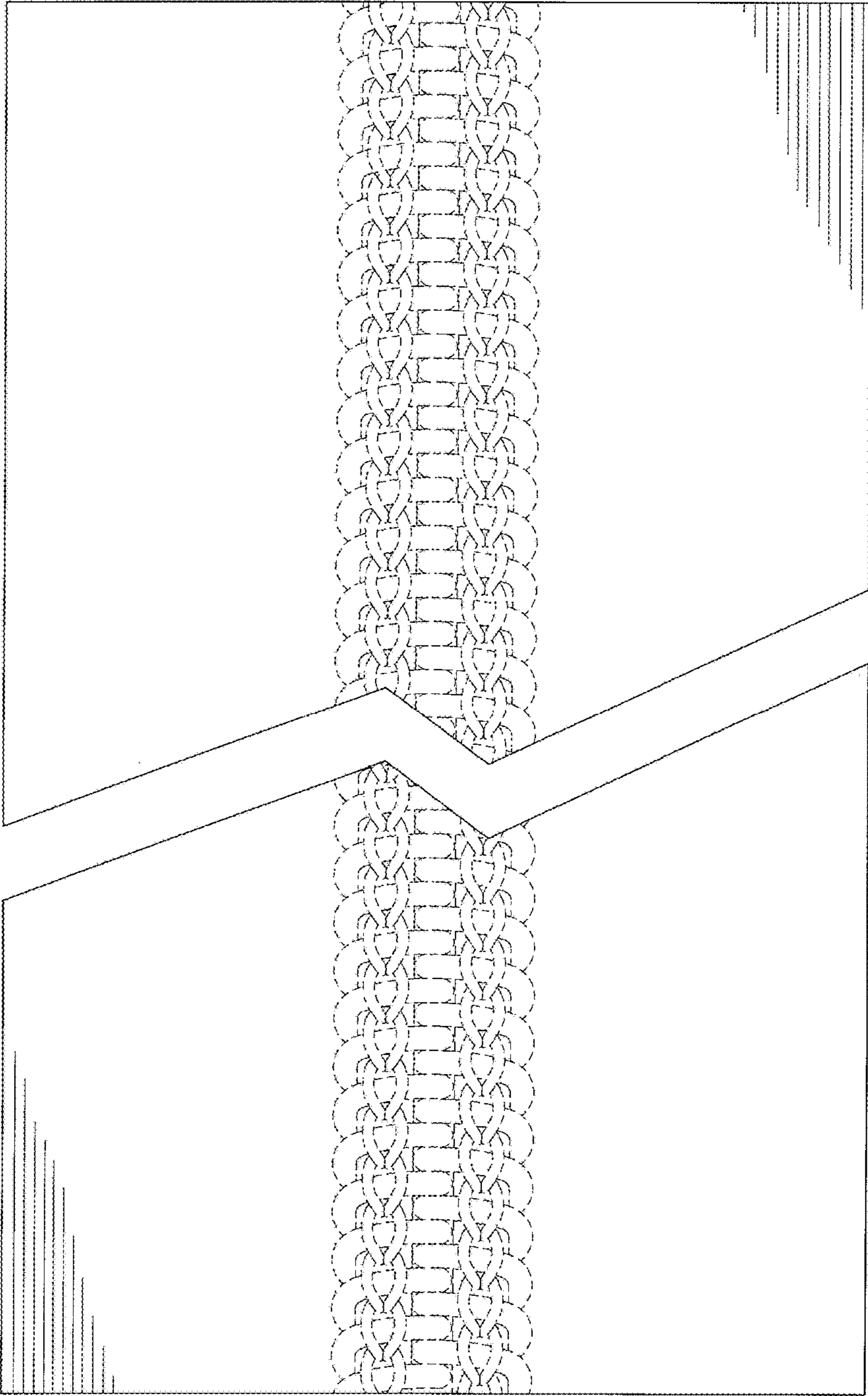


FIG. 3




FIG. 5

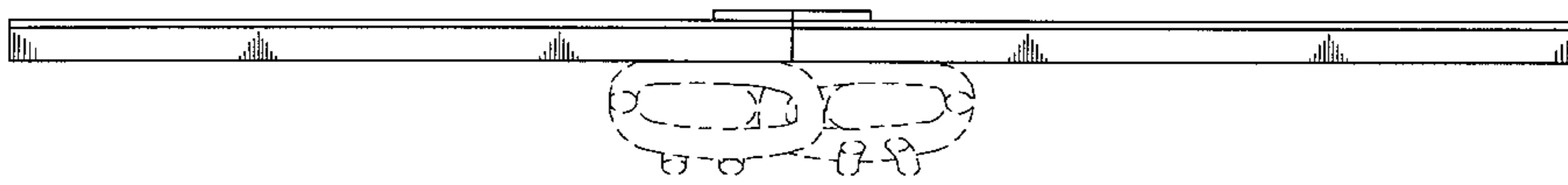


FIG. 4

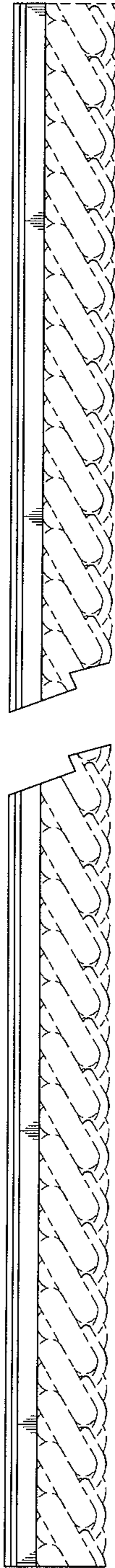


FIG. 6

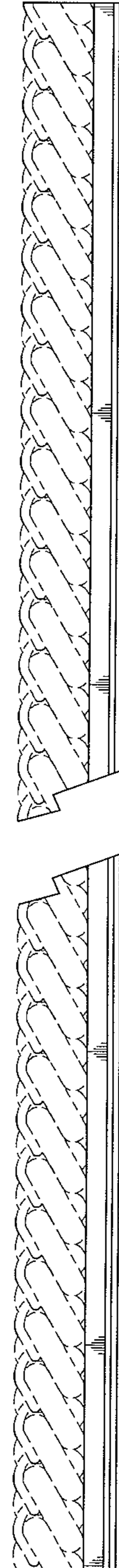


FIG. 7