

US00D823716S

(12) **United States Design Patent** (10) **Patent No.:** **US D823,716 S**
Lee et al. (45) **Date of Patent:** **** Jul. 24, 2018**

(54) **GREEN WALL SYSTEM**
(71) Applicant: **Elmich Pte Ltd**, Singapore (SG)
(72) Inventors: **Alan Sian Ghee Lee**, Singapore (SG);
Henry Greaves, Watsons Bay (AU);
Raymond Kok-Hua Lim, Singapore
(SG); **Andy Wee Ming Chew**,
Singapore (SG); **Samuel Yong Keat
Tan**, Singapore (SG)

(73) Assignee: **ELMICH PTE LTD.**, Singapore (SG)
(**) Term: **15 Years**

(21) Appl. No.: **29/600,291**

(22) Filed: **Apr. 11, 2017**

(30) **Foreign Application Priority Data**

Oct. 13, 2016 (AU) 201615784

(51) **LOC (11) Cl.** **11-02**

(52) **U.S. Cl.**
USPC **D11/156**

(58) **Field of Classification Search**
USPC D6/403-405, 556-558; D11/143-156,
D11/164
CPC . A01G 9/00; A01G 9/02; A01G 9/021; A01G
9/022; A01G 9/027; A01G 9/04; A01G
9/047; A01G 9/10; A01G 7/07; A01G
27/02; A01G 31/02; A01G 31/06
See application file for complete search history.

(56) **References Cited**

U.S. PATENT DOCUMENTS

1,084,414 A * 1/1914 Eger A01G 9/02
211/85.23
1,133,836 A * 3/1915 Bolger A01G 9/02
47/66.1

D84,030 S * 4/1931 Elters D11/156
2,971,290 A * 2/1961 Kyle A01G 31/06
47/59 R
D225,252 S * 11/1972 Ware D11/143
D228,779 S * 10/1973 Kleine D11/156
4,295,296 A * 10/1981 Kinghorn A01G 9/025
47/82
D265,893 S * 8/1982 Whiting D11/151
4,896,456 A * 1/1990 Grant A01G 9/024
47/67
D307,877 S * 5/1990 White, Jr. D11/148
5,044,118 A * 9/1991 Ferris A01G 5/04
47/41.01
5,484,234 A * 1/1996 Worden E01F 8/021
405/284
5,826,375 A * 10/1998 Black A01G 9/023
47/67
D403,268 S * 12/1998 Dignam D11/156
6,974,540 B1 * 12/2005 Fleischmann E03F 1/00
210/163
D631,677 S * 2/2011 Caruso D11/156
D634,134 S * 3/2011 Gingrich D6/405
D675,127 S * 1/2013 DiMaggio D11/143
D688,891 S * 9/2013 Caruso D11/156
D699,044 S * 2/2014 Bowling D6/405

(Continued)

Primary Examiner — Elizabeth Albert


(57) **CLAIM**

The ornamental design for the green wall system, as shown and described.

DESCRIPTION

FIG. 1 is a top plan view of a green wall system of the claimed design;
FIG. 2 is a bottom plan view of the green wall system;
FIG. 3 is front of the green wall system;
FIG. 4 is a back view of the green wall system;
FIG. 5 is a right side view of the green wall system;
FIG. 6 is a left side view of the green wall system; and,
FIG. 7 is an isometric view of the green wall system.

1 Claim, 7 Drawing Sheets



(56)

References Cited

U.S. PATENT DOCUMENTS

D734,958	S *	7/2015	Gosling	D6/556
D742,279	S *	11/2015	Takaoka	D11/156
9,307,701	B2 *	4/2016	Gosling	A01G 9/025
9,351,448	B2 *	5/2016	Mackenzie	A01G 9/025
D769,643	S *	10/2016	Holton	D6/553
2009/0183427	A1 *	7/2009	DiMaggio	A47G 7/041
					47/39

* cited by examiner




FIG. 1

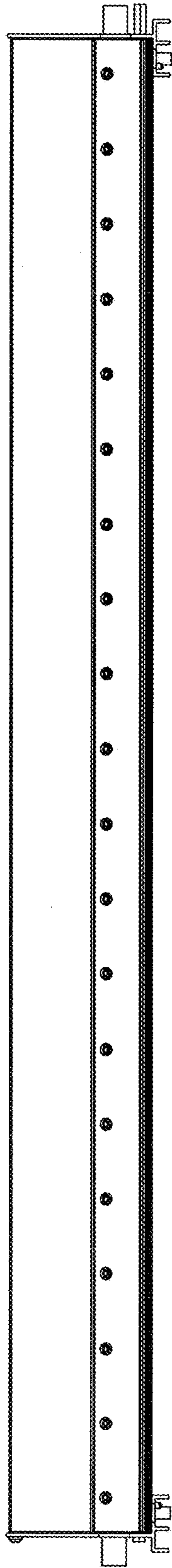


FIG. 2

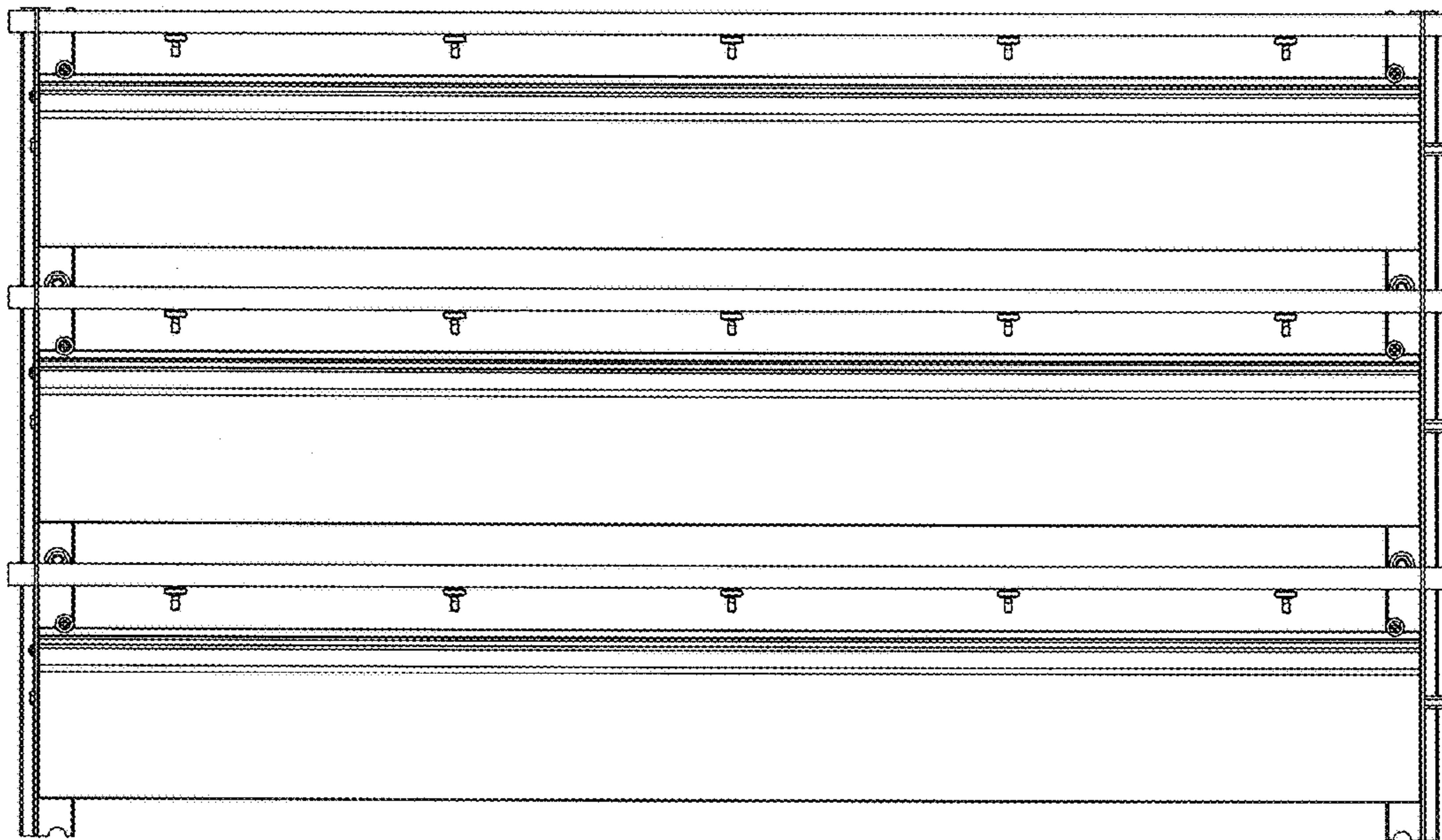


FIG. 3

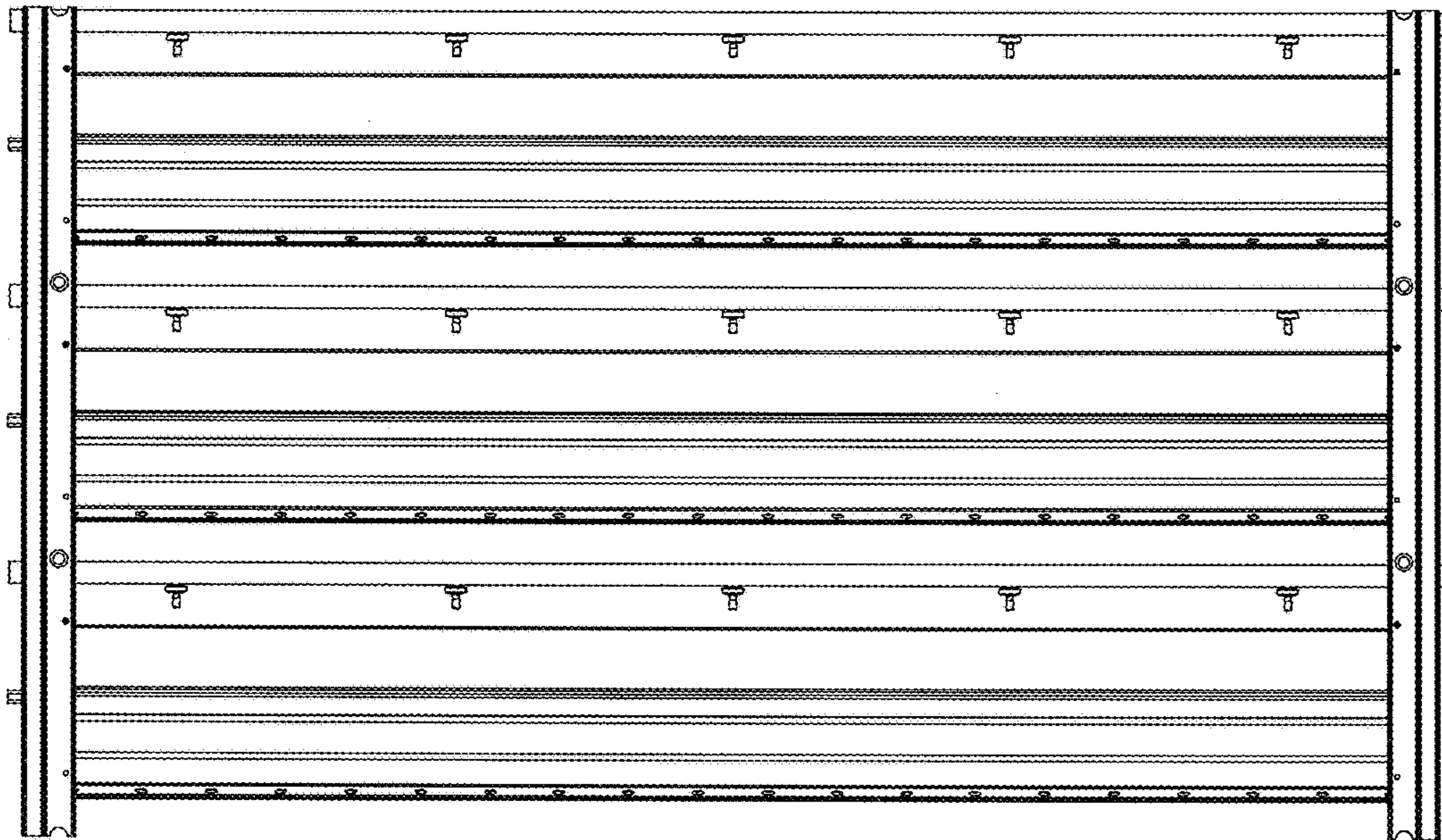


FIG. 4

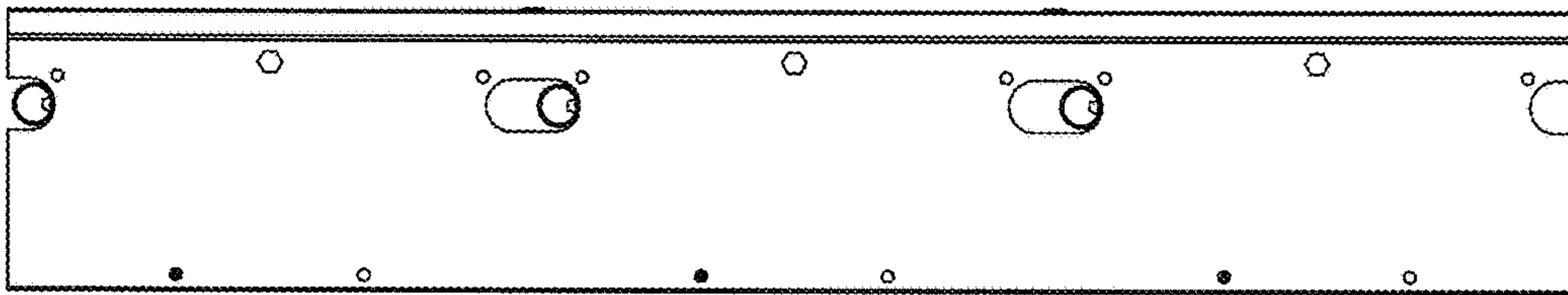


FIG. 5

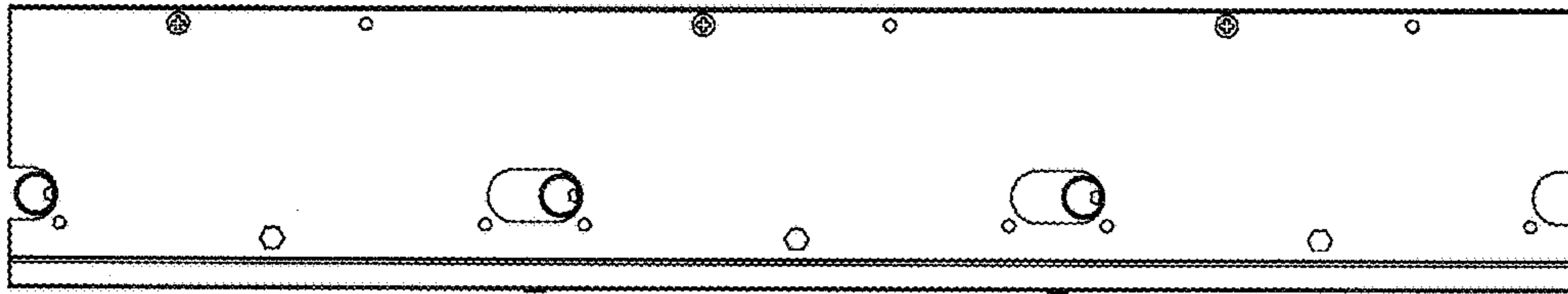


FIG. 6

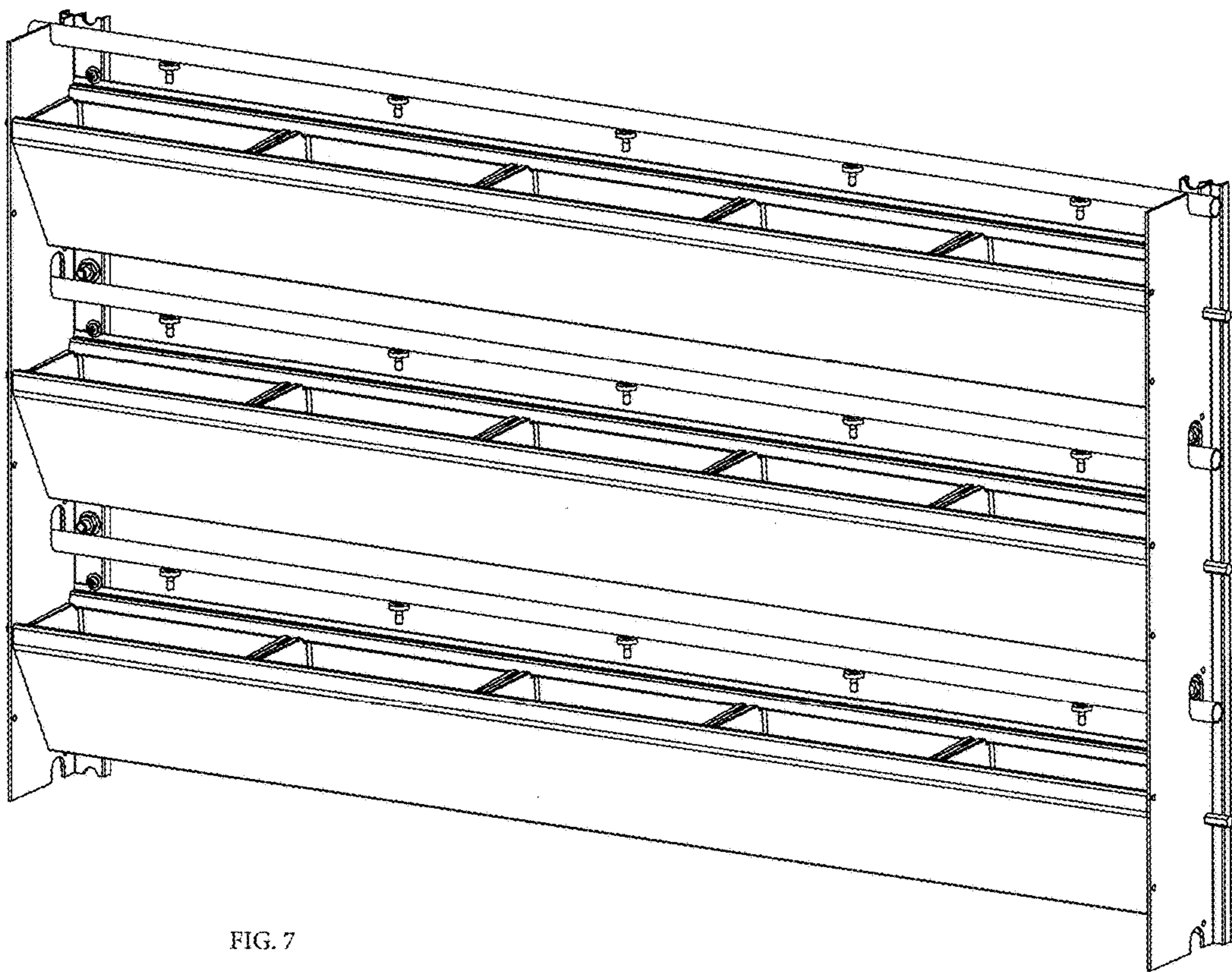


FIG. 7