



US00D823713S

(12) **United States Design Patent**
Philips et al.

(10) **Patent No.:** **US D823,713 S**
(45) **Date of Patent:** **** Jul. 24, 2018**

- (54) **MEMORIAL PLAQUE**
- (71) Applicant: **MATTHEWS RESOURCES, INC.**,
Wilmington, DE (US)
- (72) Inventors: **Dave Philips**, Pittsburgh, PA (US);
Chris Kroll, Pittsburgh, PA (US)
- (73) Assignee: **Matthews International Corporation**,
Pittsburgh, PA (US)
- (**) Term: **15 Years**
- (21) Appl. No.: **29/578,138**
- (22) Filed: **Sep. 19, 2016**
- (51) **LOC (11) Cl.** **11-03**
- (52) **U.S. Cl.**
USPC **D11/100**
- (58) **Field of Classification Search**
USPC D11/31, 49, 57, 58, 82, 100, 107, 117,
D11/127, 134, 137, 158, 173, 224, 233,
D11/239; 63/13, 14.1, 15, 3;
D99/17-18; 40/124.5; 37/317; D20/30,
D20/41; D21/585; D24/158; D26/26;
D3/270; D6/358, 359; D7/354; D8/356,
D8/378; D9/630
CPC A44C 1/00; A44C 11/002; A44C 23/00;
A44C 25/001; A44C 25/005; A44C
25/007; A44C 25/008; A44C 3/001; A44C
3/005; A44C 5/0061; A44C 7/005; A44C
9/0023; A47G 33/02; A47G 33/004;
G09F 19/00; E02B 3/023; E04H
13/00-13/008; B44C 5/04
See application file for complete search history.

- D149,116 S 2/1948 Funfrock
- D174,691 S 5/1955 Kapstein
- D195,626 S 7/1963 Hood
- D244,767 S * 6/1977 Ditto D11/137
- D247,230 S 2/1978 Campbell
- D248,021 S * 5/1978 Ditto D11/137
- D253,282 S 10/1979 Lynch
- D274,712 S 7/1984 Sun
- D275,079 S 8/1984 Sun
- D290,206 S * 6/1987 Murphy D11/137
- D381,182 S * 7/1997 Whited D99/17
- D386,880 S * 11/1997 Vaske D99/18
- D454,298 S * 3/2002 Davis D9/630
- D464,685 S * 10/2002 Weiser D21/585
- D467,436 S * 12/2002 Fink D20/41
- D474,851 S * 5/2003 Yu D26/26
- D475,832 S * 6/2003 Fink D99/18
- D484,199 S * 12/2003 Weiser D21/585
- D485,019 S * 1/2004 Au D3/270
- D486,058 S * 2/2004 Fahy D8/378

(Continued)

Primary Examiner — Ian Simmons
Assistant Examiner — Mark Cavanna
(74) *Attorney, Agent, or Firm* — Pepper Hamilton LLP

(57) **CLAIM**

The ornamental design for a memorial plaque, as shown and described.

DESCRIPTION

FIG. 1 is a front perspective view of a memorial plaque showing our new design.
FIG. 2 is a front elevation view thereof.
FIG. 3 is a back elevation view thereof.
FIG. 4 is a right side elevation view thereof.
FIG. 5 is a left side elevation view thereof.
FIG. 6 is a top elevation view thereof; and,
FIG. 7 is a bottom elevation view thereof.
The broken lines are included for the purpose of illustrating portions of the memorial plaque that form no part of the claimed design.

(56) **References Cited**
U.S. PATENT DOCUMENTS

- 1,214,402 A 1/1917 Wootton
- D101,647 S 4/1936 Murray

1 Claim, 5 Drawing Sheets



(56)

References Cited

U.S. PATENT DOCUMENTS

D495,587	S *	9/2004	Kelleghan	D8/356
D506,554	S	6/2005	Sela et al.	
D511,708	S *	11/2005	Steshik	D11/82
D515,142	S *	2/2006	Kaplan	D20/30
D518,532	S *	4/2006	Weiser	D21/585
D533,366	S *	12/2006	Wehner	D6/359
D562,185	S *	2/2008	van Wingerden	D11/117
D575,925	S *	8/2008	Ivey	D99/17
D578,725	S *	10/2008	Gunter	D99/17
D636,965	S *	4/2011	Stiles	D99/17
D637,432	S *	5/2011	Clavette	D3/271.11
D640,810	S	6/2011	Weiser	
D647,420	S	10/2011	Prescott	
D649,374	S *	11/2011	Soofer	D6/358
D673,479	S *	1/2013	Johnson	D11/57
D718,453	S *	11/2014	Dutschmann	D24/158
D756,162	S *	5/2016	Gabbay	D7/354
D780,052	S *	2/2017	Yatsugi-Kang	D11/57
D791,877	S *	7/2017	Williams	D20/30
2001/0013183	A1 *	8/2001	Yager	G09F 19/00 40/124.5
2002/0184798	A1 *	12/2002	McGovern	E02B 3/023 37/317
2007/0017252	A1 *	1/2007	Yoshida	A44C 9/0023 63/15

* cited by examiner




FIG. 1




FIG. 2

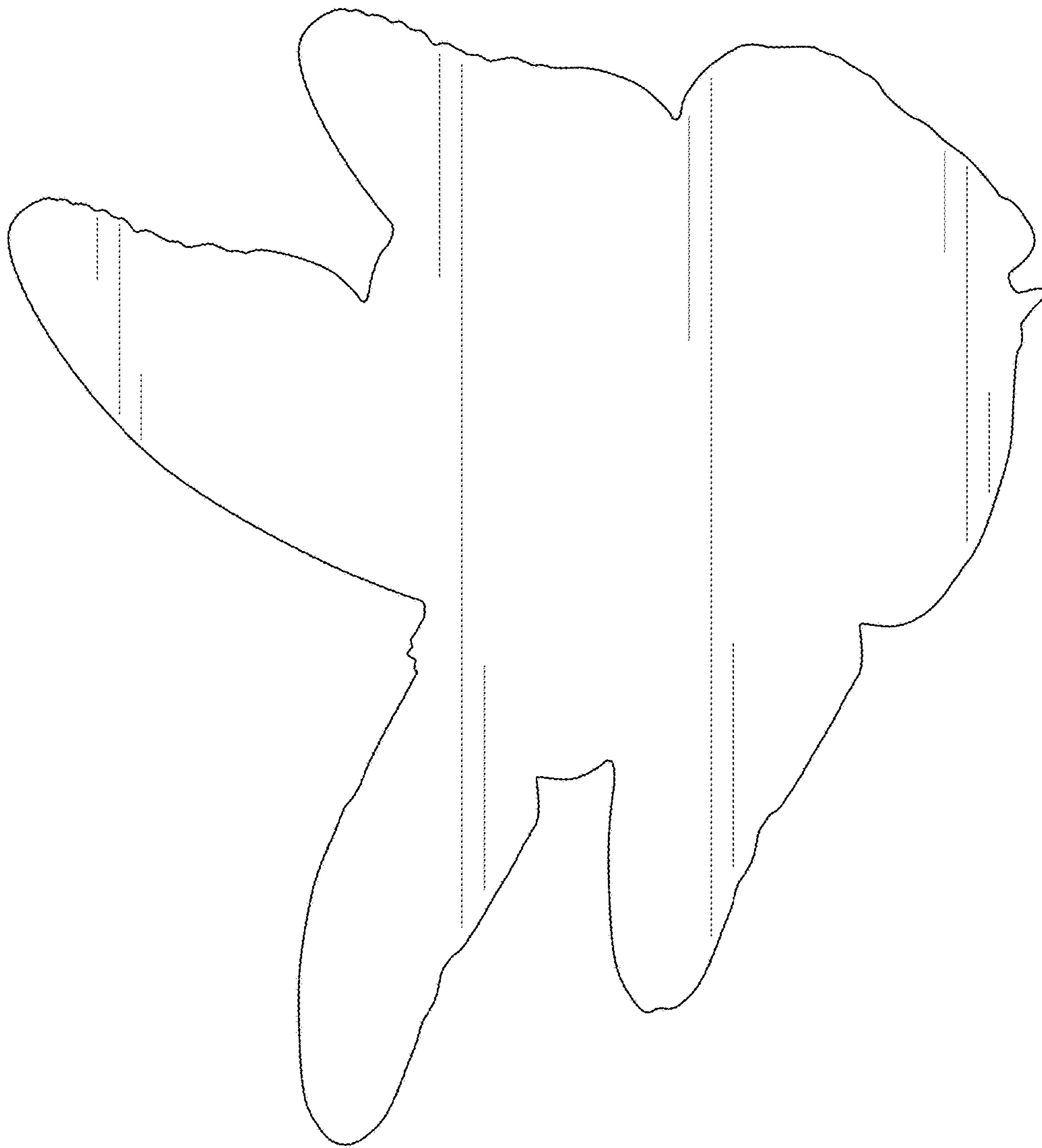


FIG. 3



FIG. 4



FIG. 5



FIG. 6

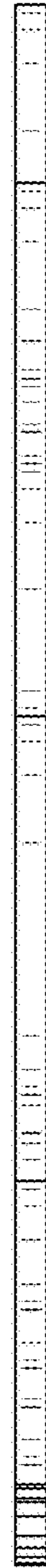


FIG. 7