



US00D823708S

(12) **United States Design Patent**
Tsai et al.

(10) **Patent No.:** **US D823,708 S**
(45) **Date of Patent:** **** Jul. 24, 2018**

(54) **BRACELET WITH A DRAWER**

(71) Applicant: **Cheng Uei Precision Industry Co., Ltd.**, New Taipei (TW)

(72) Inventors: **Kun-Wei Tsai**, New Taipei (TW);
Jung-Ching Cheng, New Taipei (TW)

(73) Assignee: **CHENG UEI PRECISION INDUSTRY CO., LTD.**, New Taipei (TW)

(**) Term: **15 Years**

(21) Appl. No.: **29/611,532**

(22) Filed: **Jul. 21, 2017**

(51) **LOC (11) Cl.** **11-01**

(52) **U.S. Cl.**
USPC **D11/2**

(58) **Field of Classification Search**
USPC D11/1-40, 43, 76-78, 89-92; D14/344
CPC A44C 5/00; A44C 5/0007; A44C 5/0015;
A44C 5/0023; A44C 5/003; A44C 5/0038; A44C 5/0053; A44C 5/0061;
A44C 5/0069; A44C 5/0076; A44C 5/0084; A44C 5/0092; A44C 17/00; A44C 17/001; A44C 17/02; A44C 17/04; A44C 7/00; A44C 7/002; A44C 9/00; A44C 9/0007; A44C 9/0038; A44C 9/0046; A44C 9/0053; A44C 9/02

See application file for complete search history.

(56) **References Cited**

U.S. PATENT DOCUMENTS

D89,698 S * 4/1933 Hoppe D11/34
1,957,274 A * 5/1934 Lederer A44C 5/2071
D11/3
D108,250 S * 2/1938 Sternberg D11/8
D123,888 S * 12/1940 Koven D11/4

D163,991 S * 7/1951 Chernow D11/8
D224,257 S * 7/1972 Lee D11/4
D243,666 S * 3/1977 Durante D11/34
5,073,989 A * 12/1991 Teague A45D 8/36
2/181
6,800,070 B2 * 10/2004 Mazidji A44C 5/0023
604/147
D573,055 S * 7/2008 Galloway D11/5
8,296,983 B2 * 10/2012 Padgett A44C 5/0015
40/633
D700,860 S * 3/2014 Nadeau D11/5
D713,283 S * 9/2014 Nghiem D11/3
D719,044 S * 12/2014 Kasidi D11/5
D724,986 S * 3/2015 Blondet D11/5
D731,348 S * 6/2015 Vangell D11/11
D732,415 S * 6/2015 Wright D11/3
D735,587 S * 8/2015 Squires D14/344
D765,535 S * 9/2016 Nyaggah D11/5
D779,359 S * 2/2017 Magnanimi D11/5
D782,356 S * 3/2017 Talarico D11/4
D802,452 S * 11/2017 Paschke D11/3

(Continued)

Primary Examiner — Cynthia Ramirez
Assistant Examiner — Llorellys M Martinez-Rivera
(74) *Attorney, Agent, or Firm* — Cheng-Ju Chiang

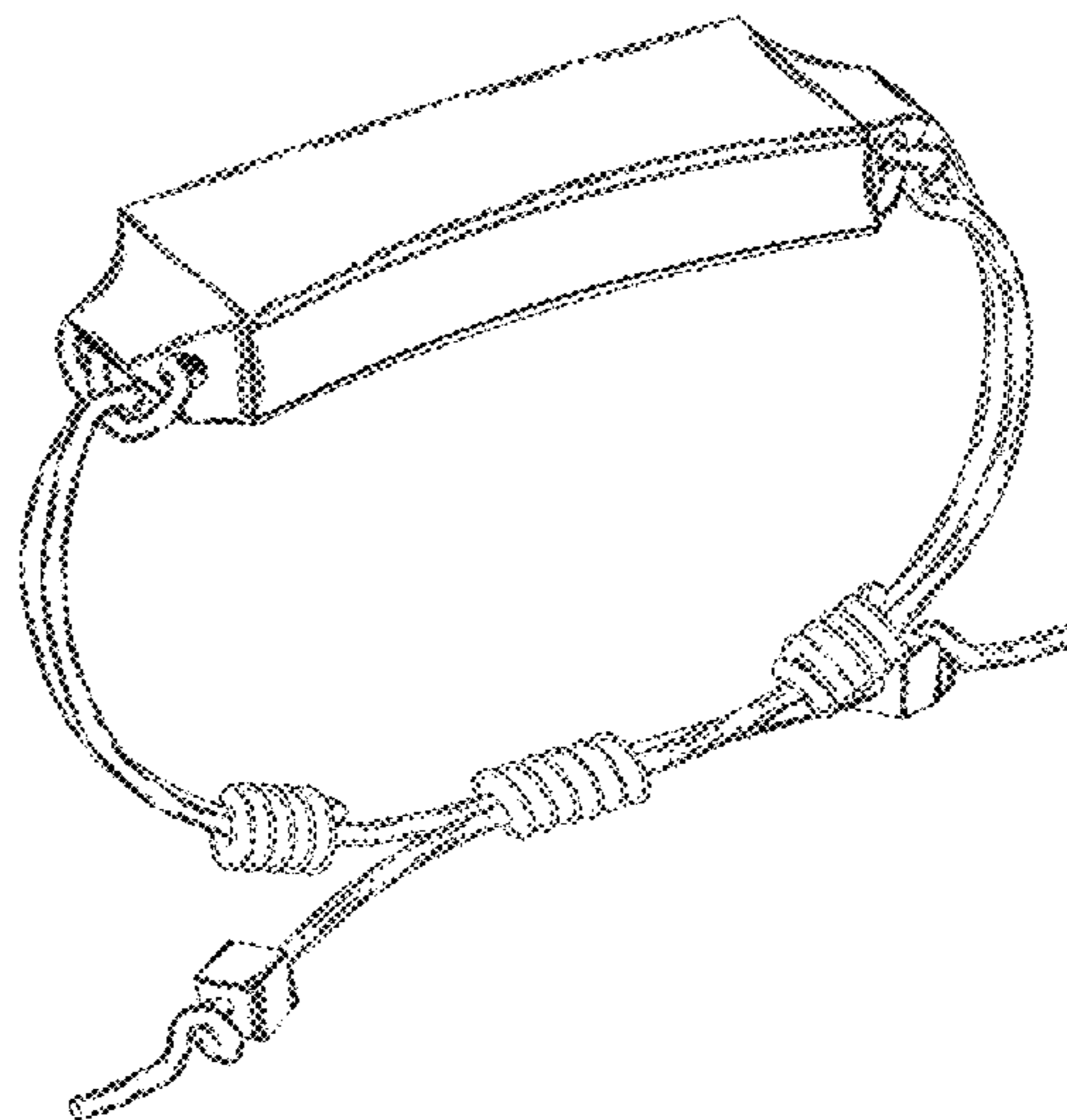
(57) **CLAIM**

The ornamental design for a bracelet with a drawer, as shown and described.

DESCRIPTION

FIG. 1 is a perspective view of bracelet with a drawer showing our new design;
FIG. 2 is a front elevational view thereof;
FIG. 3 is a rear elevational view thereof;
FIG. 4 is a left side elevational view thereof;
FIG. 5 is a right side elevational view thereof;
FIG. 6 is a top plan view thereof;
FIG. 7 is a bottom plan view thereof; and,
FIG. 8 is another perspective view of the bracelet with a drawer of FIG. 1, showing the open drawer thereof.

1 Claim, 8 Drawing Sheets



(56)

References Cited

U.S. PATENT DOCUMENTS

D816,080 S *	4/2018	Chen	D14/344
2004/0092874 A1 *	5/2004	Mazidji	A44C 5/0023
			604/136
2009/0019889 A1 *	1/2009	Smith	A44C 5/00
			63/3
2012/0069511 A1 *	3/2012	Azera	G06F 1/163
			63/1.14
2014/0223961 A1 *	8/2014	Mullins	A44C 5/0015
			63/1.13

* cited by examiner

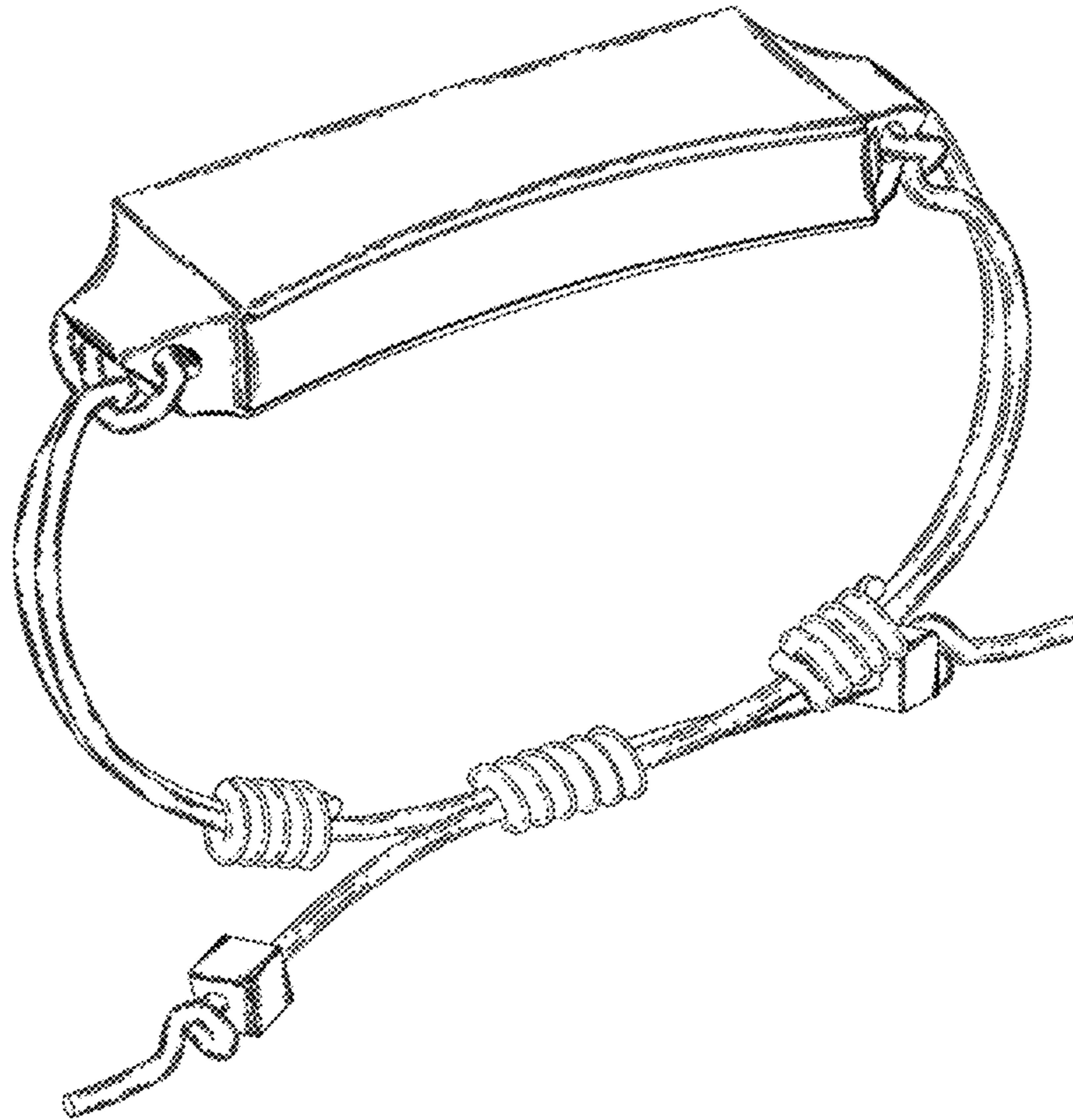


FIG. 1

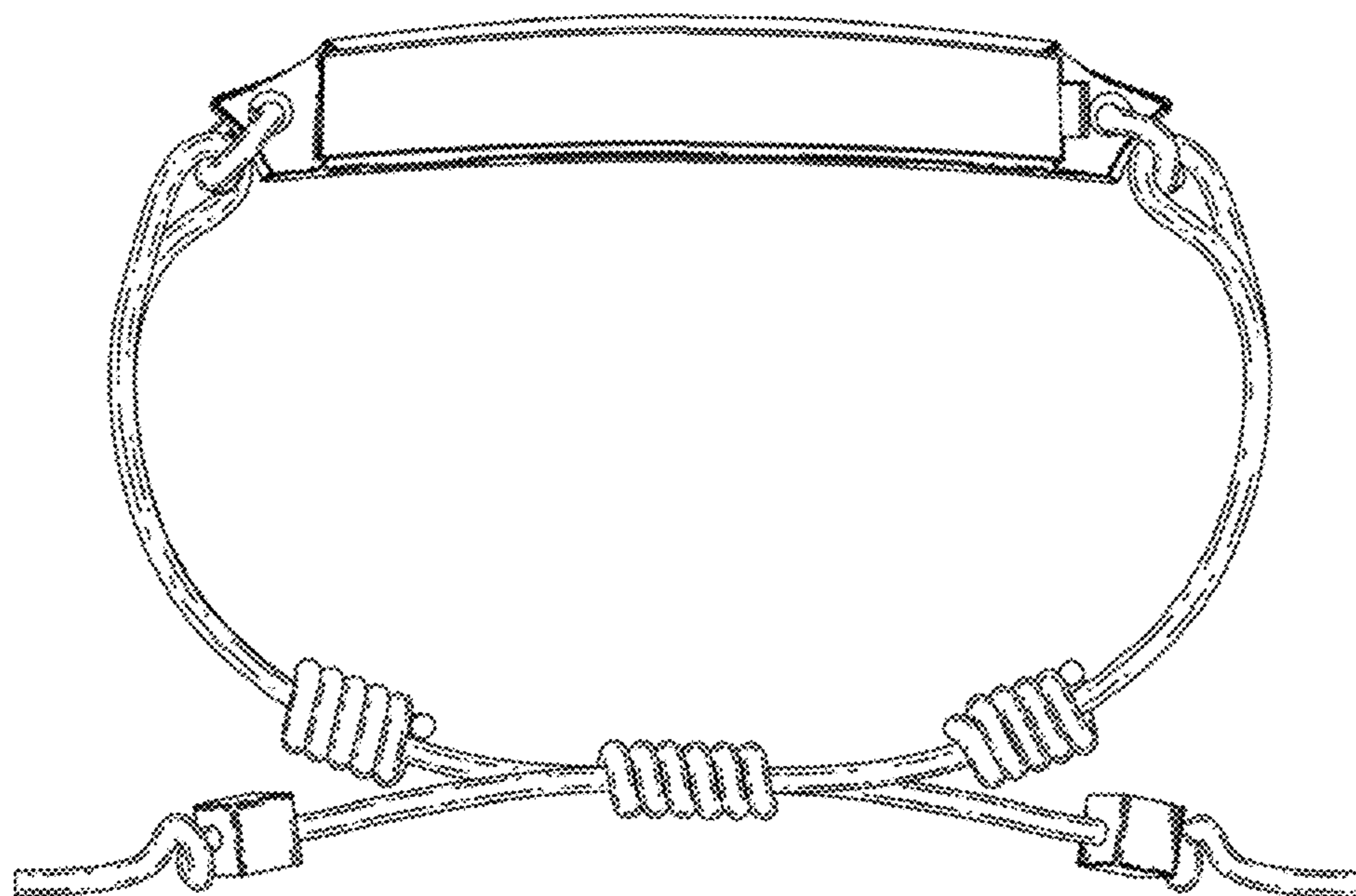


FIG. 2

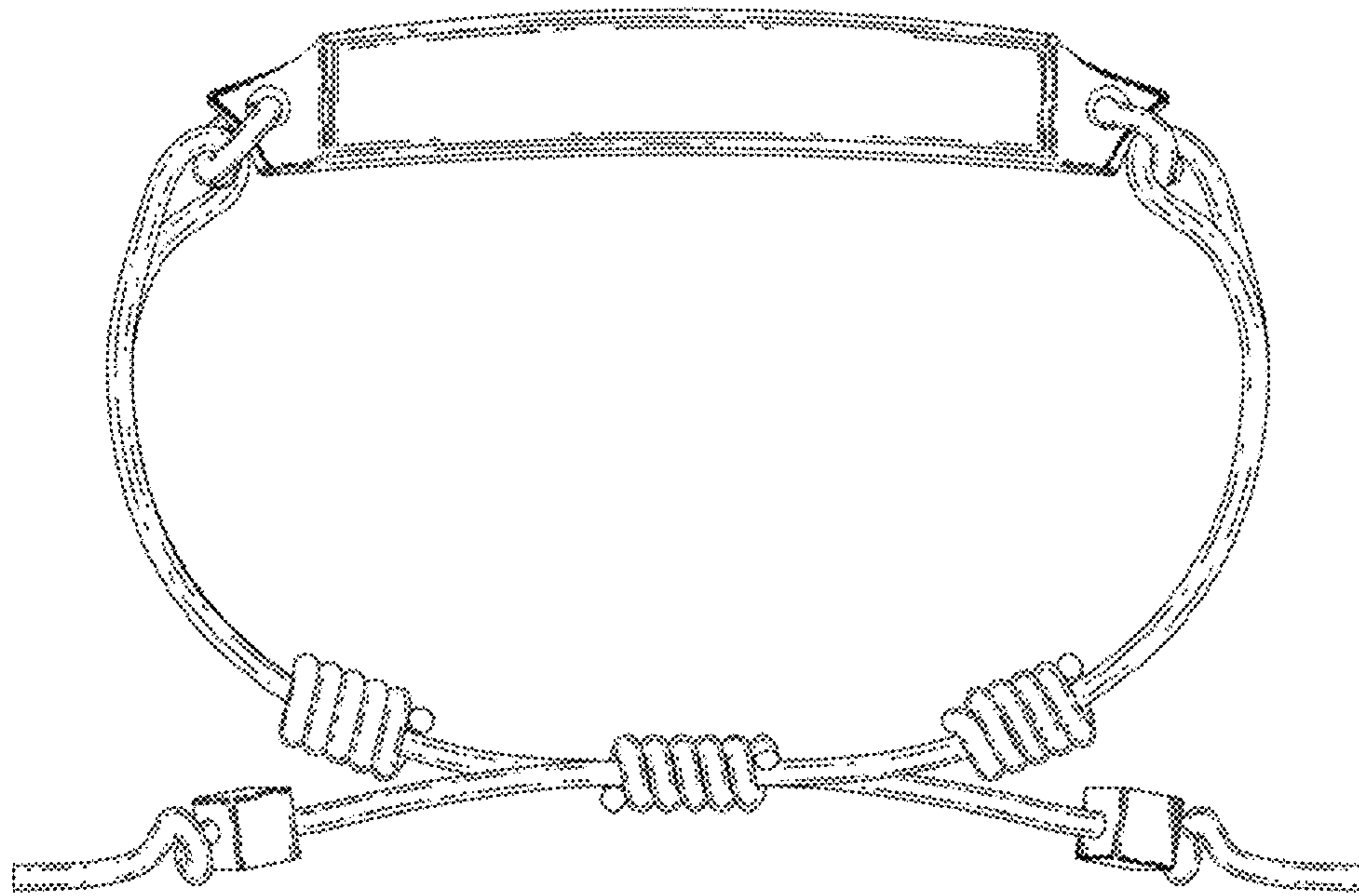


FIG. 3

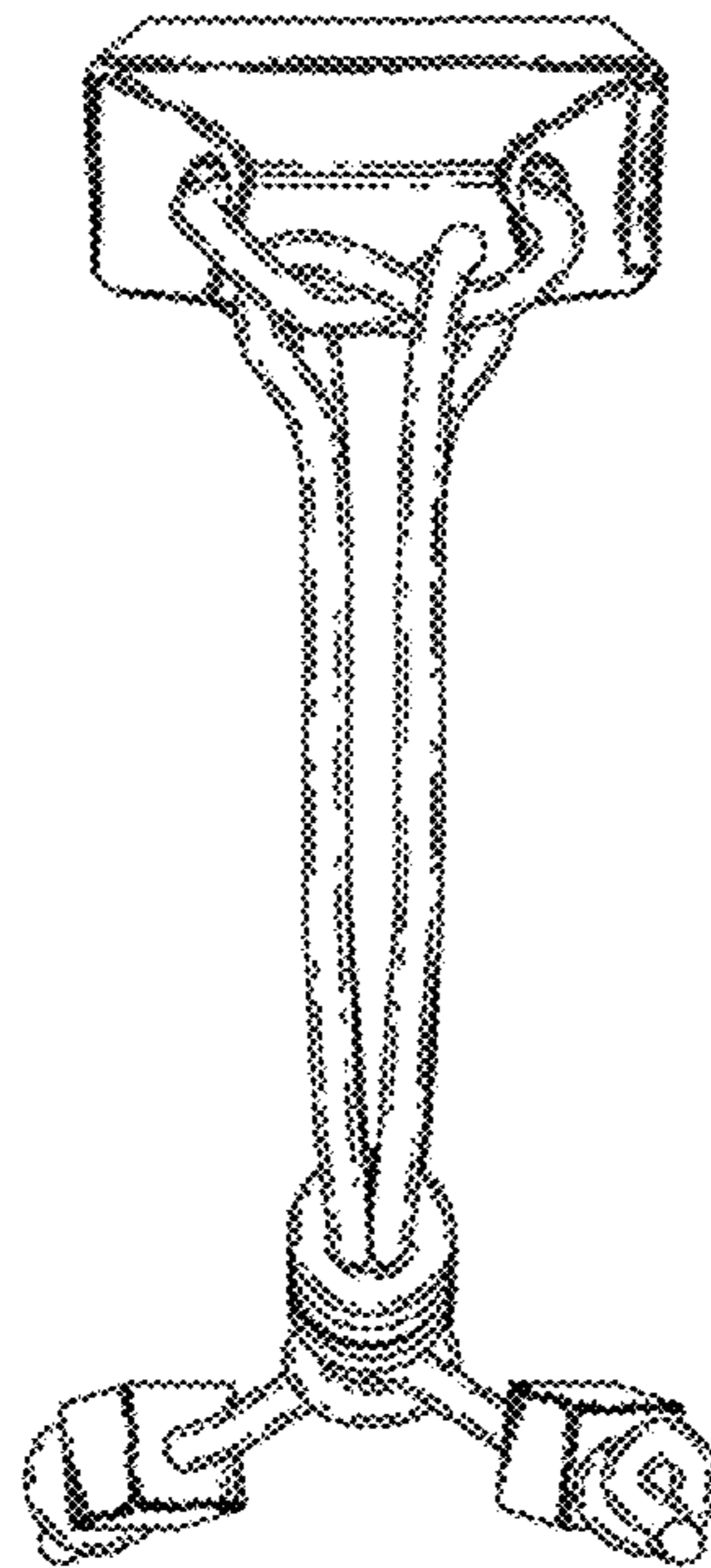


FIG. 4

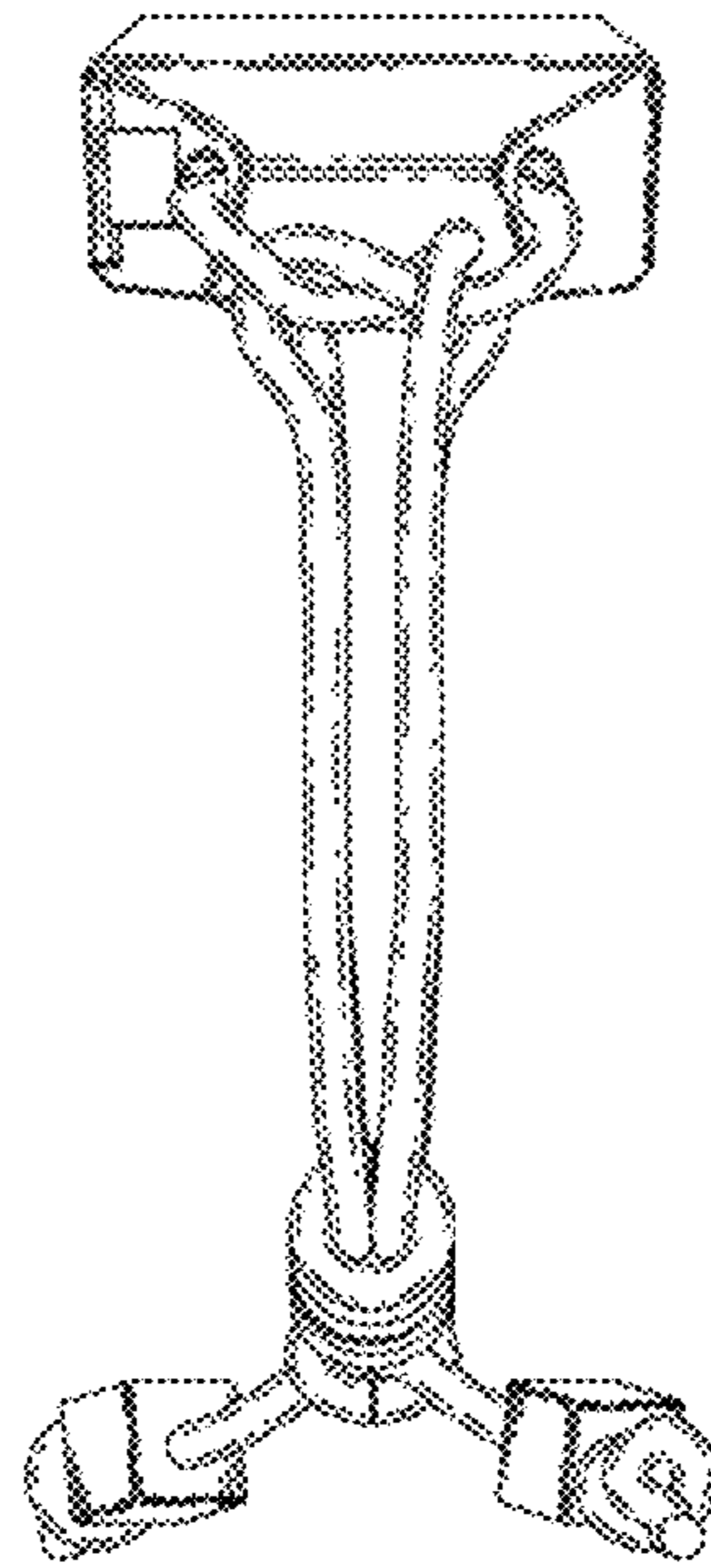


FIG. 5

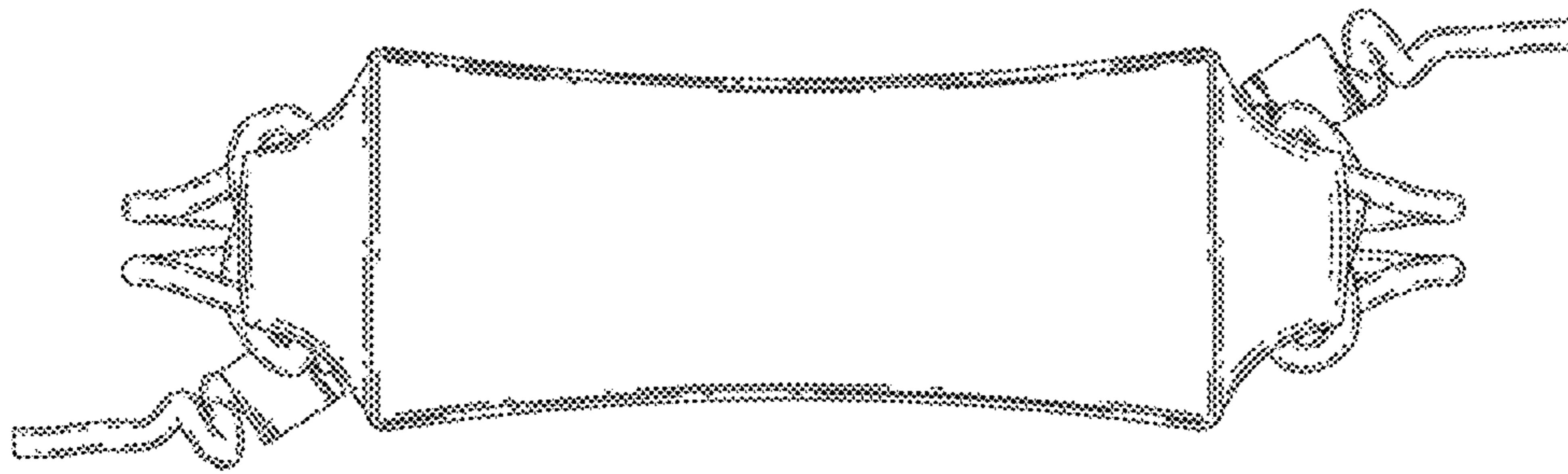


FIG. 6

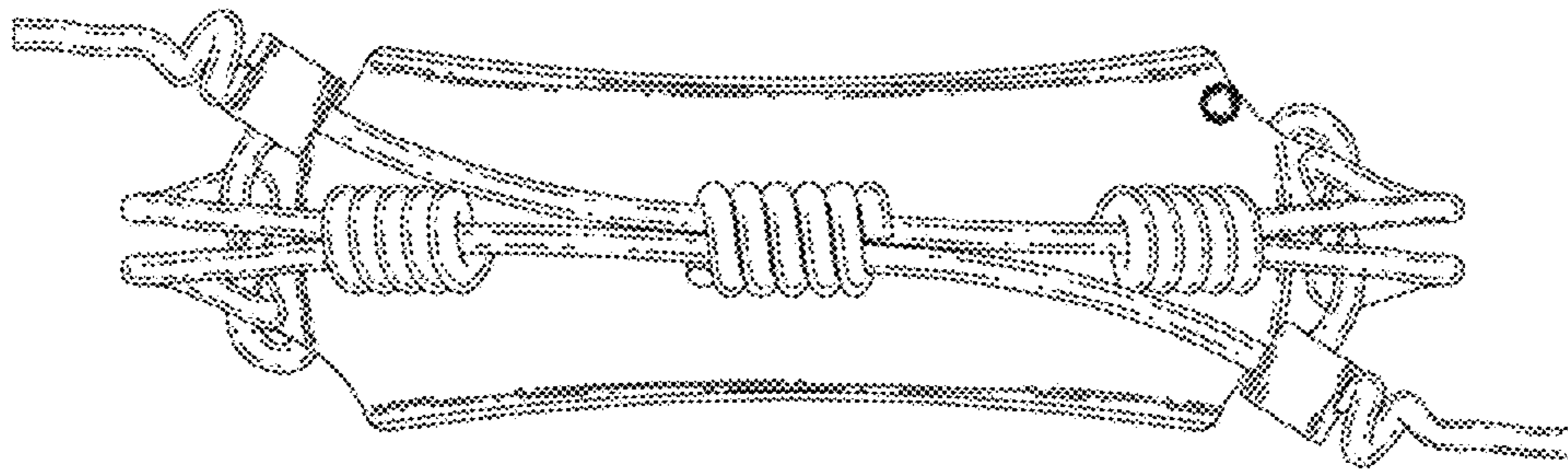


FIG. 7

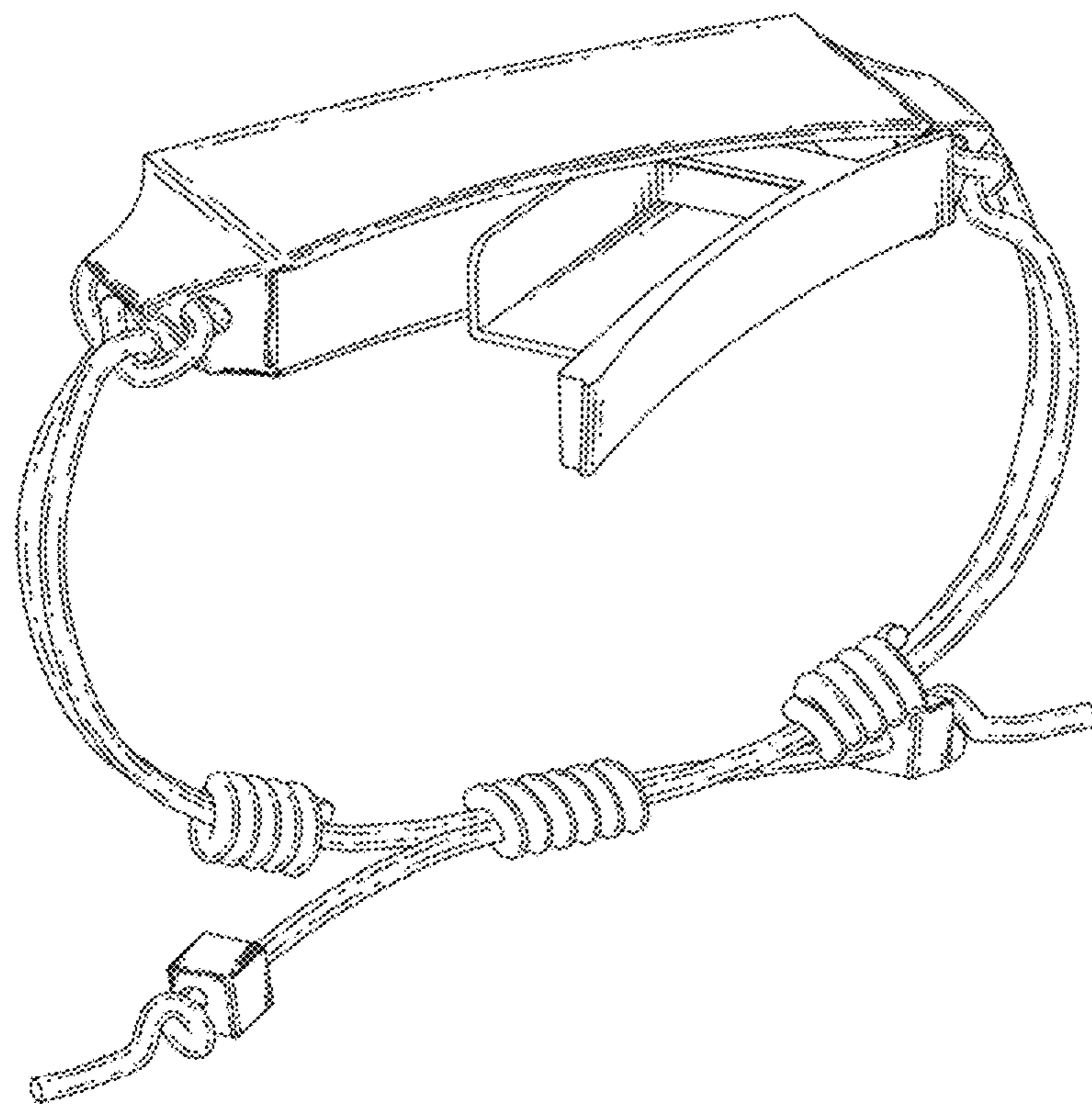


FIG. 8