

US00D823640S

(12) **United States Design Patent**
Leaphart et al.

(10) **Patent No.:** **US D823,640 S**
(45) **Date of Patent:** **** Jul. 24, 2018**

(54) **DISPOSABLE PLATE WITH ATTACHED FOIL SHEET**

(71) Applicants: **Kelvin Leaphart**, Hampton, GA (US);
Tiffany Leaphart, Hampton, GA (US)

(72) Inventors: **Kelvin Leaphart**, Hampton, GA (US);
Tiffany Leaphart, Hampton, GA (US)

(**) Term: **15 Years**

(21) Appl. No.: **29/591,105**

(22) Filed: **Jan. 17, 2017**

(51) **LOC (11) Cl.** **07-01**

(52) **U.S. Cl.**
USPC **D7/505**

(58) **Field of Classification Search**
USPC D7/505, 538; D9/425
CPC A47G 19/00; B65D 43/0212
See application file for complete search history.

(56) **References Cited**

U.S. PATENT DOCUMENTS

2,004,449	A *	6/1935	Stanley	B65D 43/0212	206/819
D182,973	S *	6/1958	Reinecke	D7/505	
4,819,862	A	4/1989	Maroszek			
4,848,543	A *	7/1989	Doboze	B65D 1/34	206/523
5,279,456	A	1/1994	Bernstein			
D366,989	S *	2/1996	Zimmerman	D7/538	
D367,589	S *	3/1996	Zimmerman	D7/538	
D376,960	S *	12/1996	Ferris	D7/538	
5,586,716	A *	12/1996	Correll	B65D 5/2033	229/110
6,691,886	B1 *	2/2004	Berndt	B29C 65/56	220/315
6,976,602	B1 *	12/2005	Maxwell	B65D 1/40	220/4.21

7,552,835	B2 *	6/2009	Kiel	B65D 77/2024	220/23.4
D609,063	S *	2/2010	Pang	D7/698	
D611,745	S *	3/2010	Smith	D6/525	
7,780,001	B2 *	8/2010	Seko	G11B 33/0494	206/308.1
D623,019	S *	9/2010	Wildman	D7/554.2	
7,854,339	B2 *	12/2010	Gartz	B65D 1/34	220/4.22
7,878,355	B2 *	2/2011	Gartz	B65D 5/667	220/4.22
7,878,356	B2	2/2011	Gartz			
D654,764	S *	2/2012	Murphy	D7/553.1	
D727,108	S *	4/2015	Sheppard	D7/505	
9,688,442	B2 *	6/2017	Lyzenga	B65B 61/182	
D813,610	S *	3/2018	Dekutoski, Jr.	D7/553.5	
2005/0189359	A1	9/2005	Wilson			
2007/0007290	A1 *	1/2007	Setty	A47F 13/08	220/23.83
2010/0270314	A1	10/2010	Kolleda			
2013/0074455	A1	3/2013	Gillblad			

FOREIGN PATENT DOCUMENTS

WO 2007040665 A2 4/2007

* cited by examiner

Primary Examiner — Cynthia R Underwood

(57) **CLAIM**

We claim the ornamental design for a disposable plate with attached foil sheet, as shown and described.

DESCRIPTION

FIG. 1 is a front view of the disposable plate with attached foil sheet.

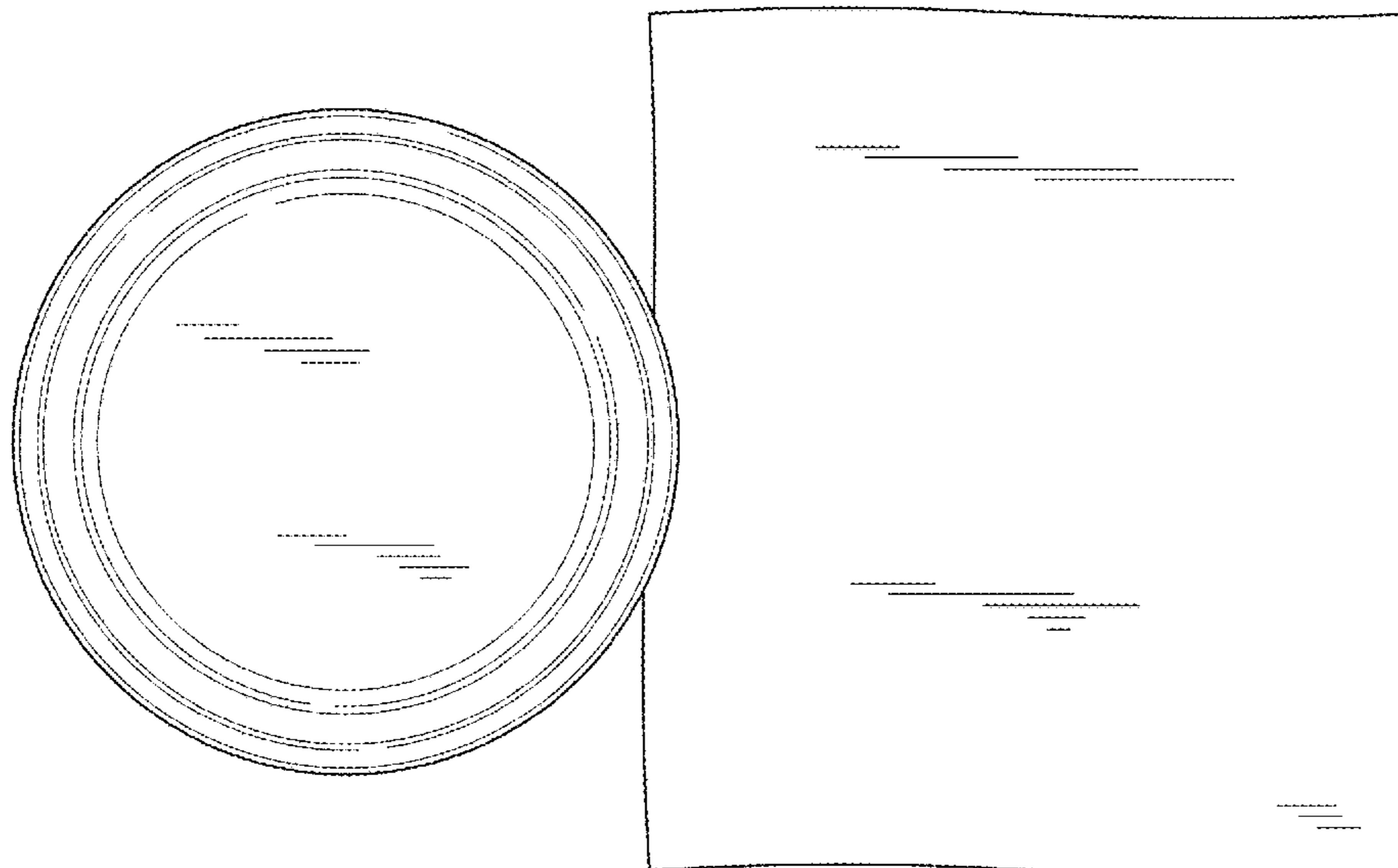
FIG. 2 is a left side view of the claimed design.

FIG. 3 is a right side view of the claimed design.

FIG. 4 is a top view of the claimed design; and,

FIG. 5 is a bottom view of the claimed design.

1 Claim, 3 Drawing Sheets






FIG. 1



FIG. 2



FIG. 3

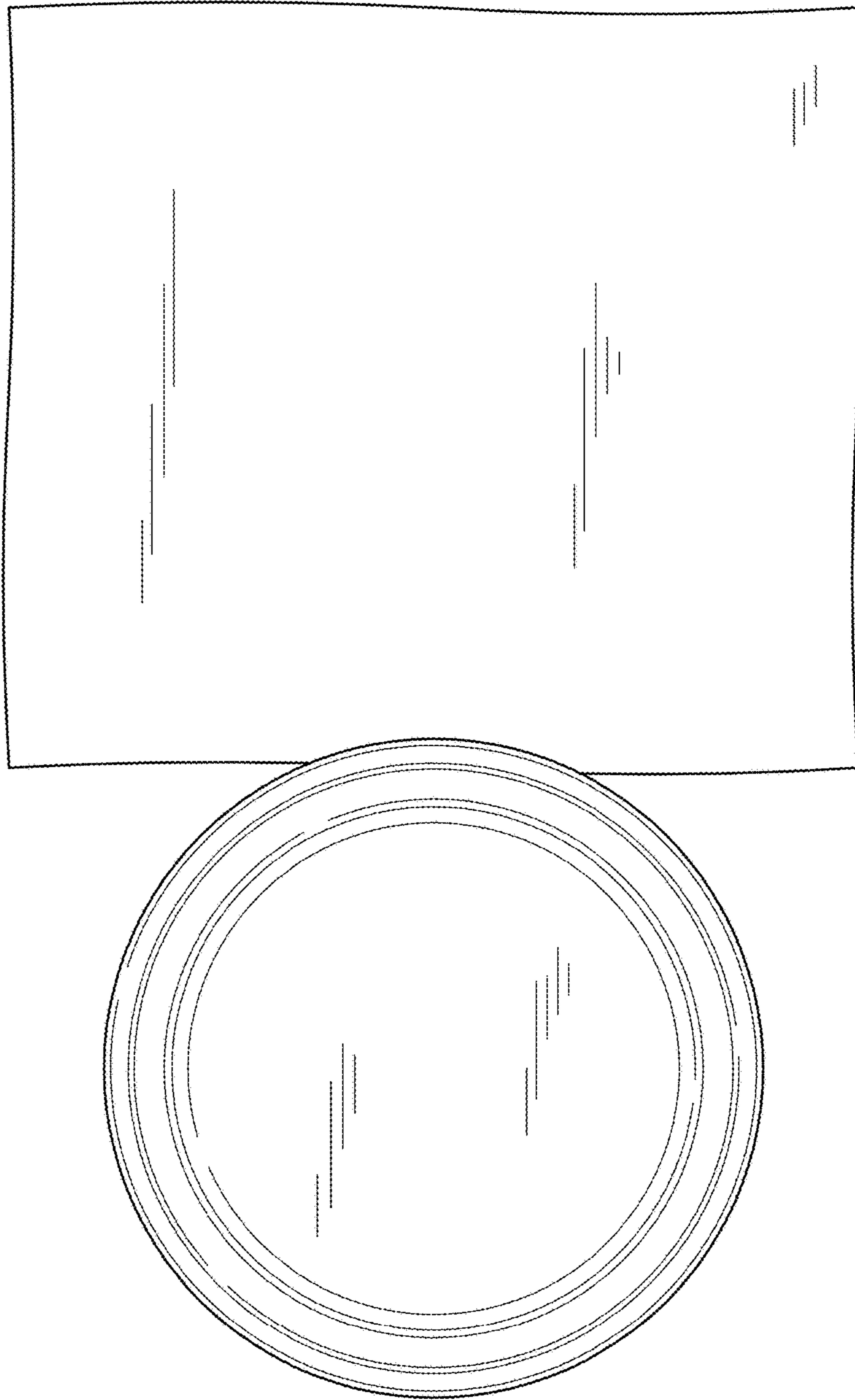


FIG. 4

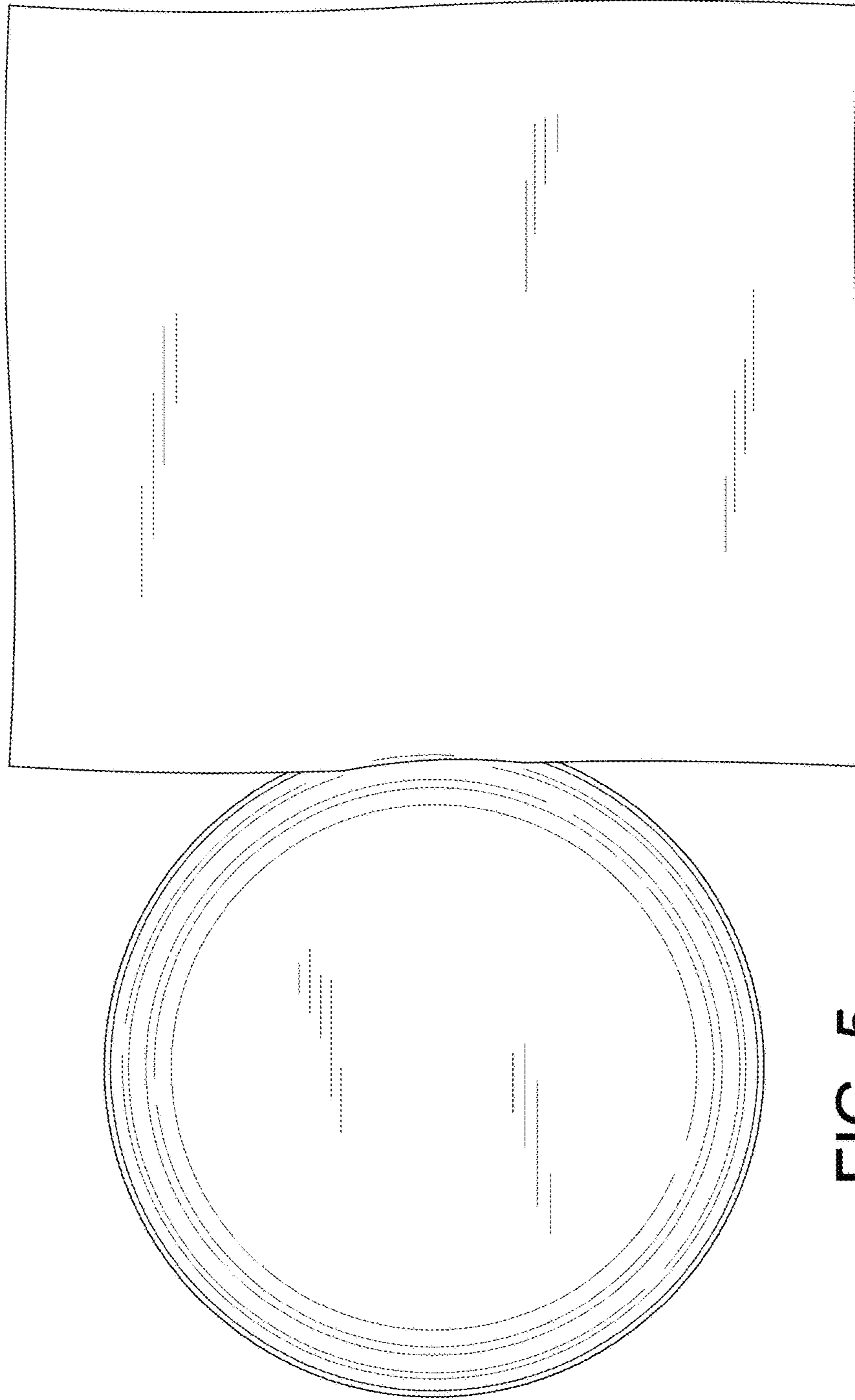


FIG. 5