



US00D823639S

(12) **United States Design Patent** (10) **Patent No.:** **US D823,639 S**
Gabbay (45) **Date of Patent:** **** Jul. 24, 2018**

(54) **PIONEER WOMAN BUTTERFLY GRIDDLE**
(71) Applicant: **Soleiman Gabbay**, Commerce, CA (US)
(72) Inventor: **Soleiman Gabbay**, Commerce, CA (US)
(73) Assignee: **GIBSON OVERSEAS INC.**, Commerce, CA (US)
(**) Term: **15 Years**
(21) Appl. No.: **29/572,326**
(22) Filed: **Aug. 8, 2016**
(51) **LOC (11) Cl.** **07-02**
(52) **U.S. Cl.**
USPC **D7/409; D7/359**
(58) **Field of Classification Search**
USPC D7/323, 332, 335-337, 354-355, D7/359-364, 367, 387-388, 402, D7/407-409, 554.3
CPC A21B 2/00; A21B 3/00; A21B 3/13; A21B 3/15; A21B 5/00; A21B 5/02; A23N 12/06; A23N 12/08; A23N 12/10; A47J 37/00; A47J 37/04; A47J 37/041; A47J 37/042; A47J 37/06; A47J 37/067; A47J 37/0688; A47J 37/0694; A47J 37/07; A47J 37/0704; A47J 37/10; A47J 47/20; A47J 2037/00; A47J 2037/06; A47J 2037/0611; A47J 2037/07; A47J 2037/0786; A47J 2037/0795; F24C 15/10; F24C 15/12; F24C 15/14; F24C 15/16; F24C 15/164; F24C 15/18
See application file for complete search history.

(56) **References Cited**
U.S. PATENT DOCUMENTS

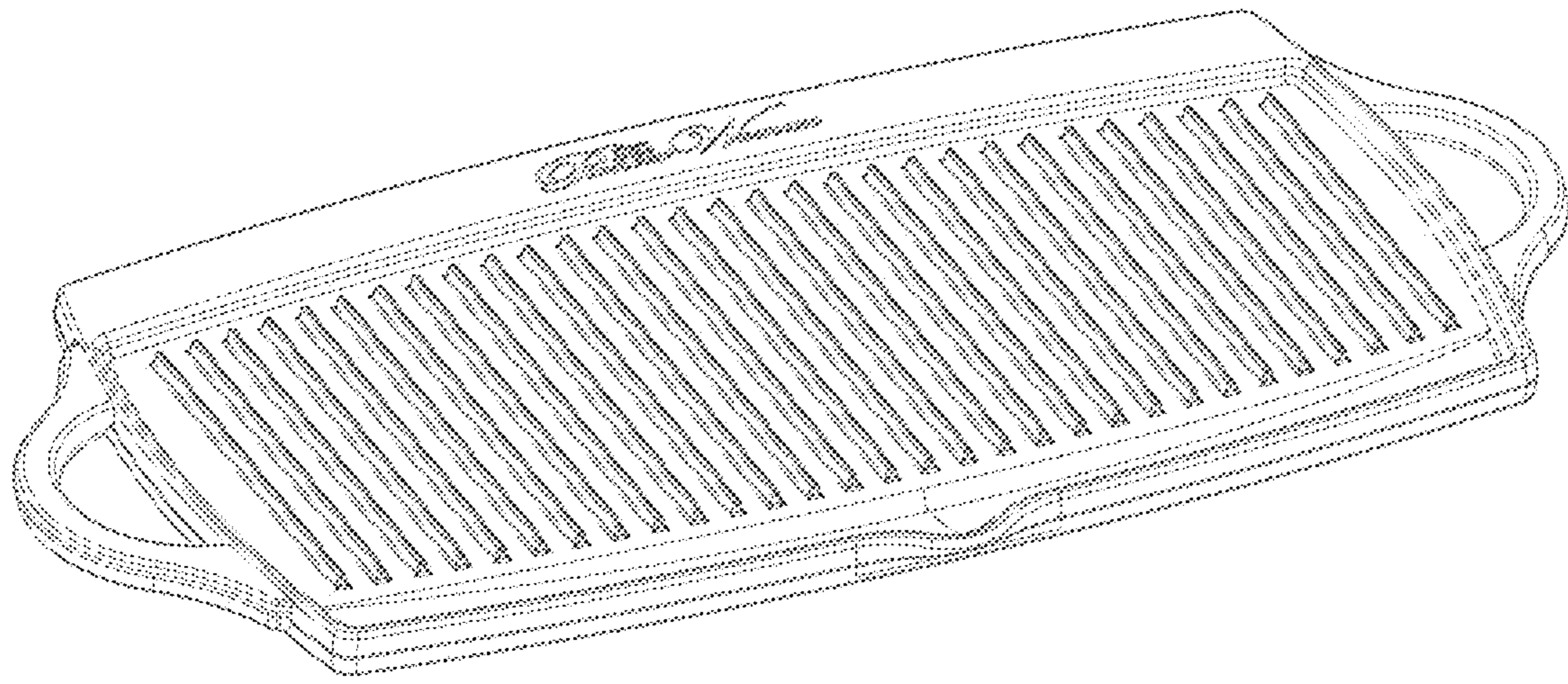
D268,981 S *	5/1983	Monson	426/243
D365,495 S *	12/1995	O'Higgins	D7/354
D393,980 S *	5/1998	Kellermann	D7/409
5,884,555 A *	3/1999	Chang	A47J 37/067 99/400
D463,202 S *	9/2002	Smith	D7/359
D483,605 S *	12/2003	Gronda	D7/359
D503,066 S *	3/2005	Militi	D7/359
D618,047 S *	6/2010	Seymour	D7/367
D635,825 S *	4/2011	Borovicka	D7/409
D689,741 S *	9/2013	Wang	D7/554.3
D702,500 S *	4/2014	Ishii	D7/409
D723,324 S *	3/2015	Feriola	D7/354
D761,614 S *	7/2016	Zemel	D7/354

* cited by examiner
Primary Examiner — Ricky Pham

(57) **CLAIM**
The ornamental design for a pioneer woman butterfly griddle, as shown and described.

DESCRIPTION
FIG. 1 is a perspective view of a griddle showing my new design
FIG. 2 is the top plan view thereof;
FIG. 3 is the front elevation view thereof, the rear view being a mirror image;
FIG. 4 is an enlarged side elevation view thereof; the opposite side view being a mirror image; and,
FIG. 5 is the bottom plan view thereof.

1 Claim, 4 Drawing Sheets



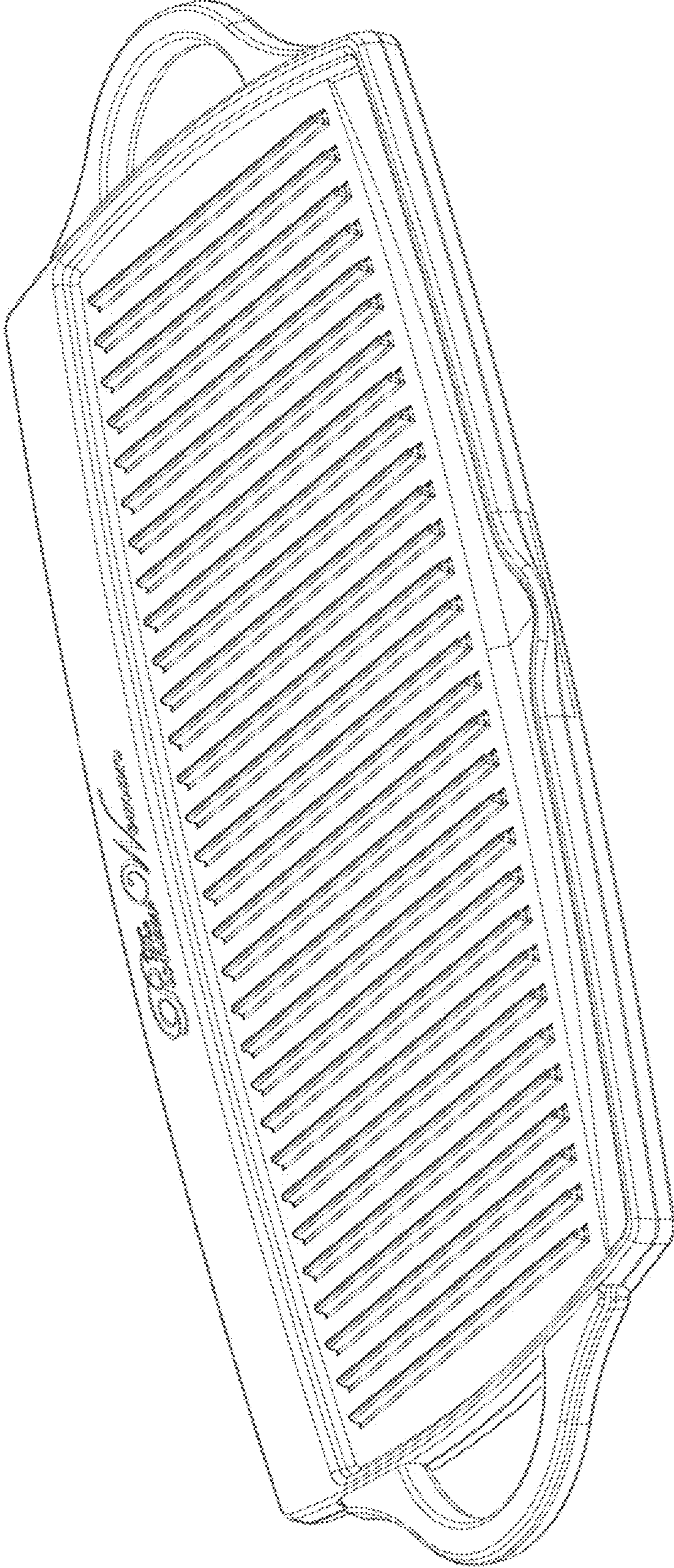


Figure 1

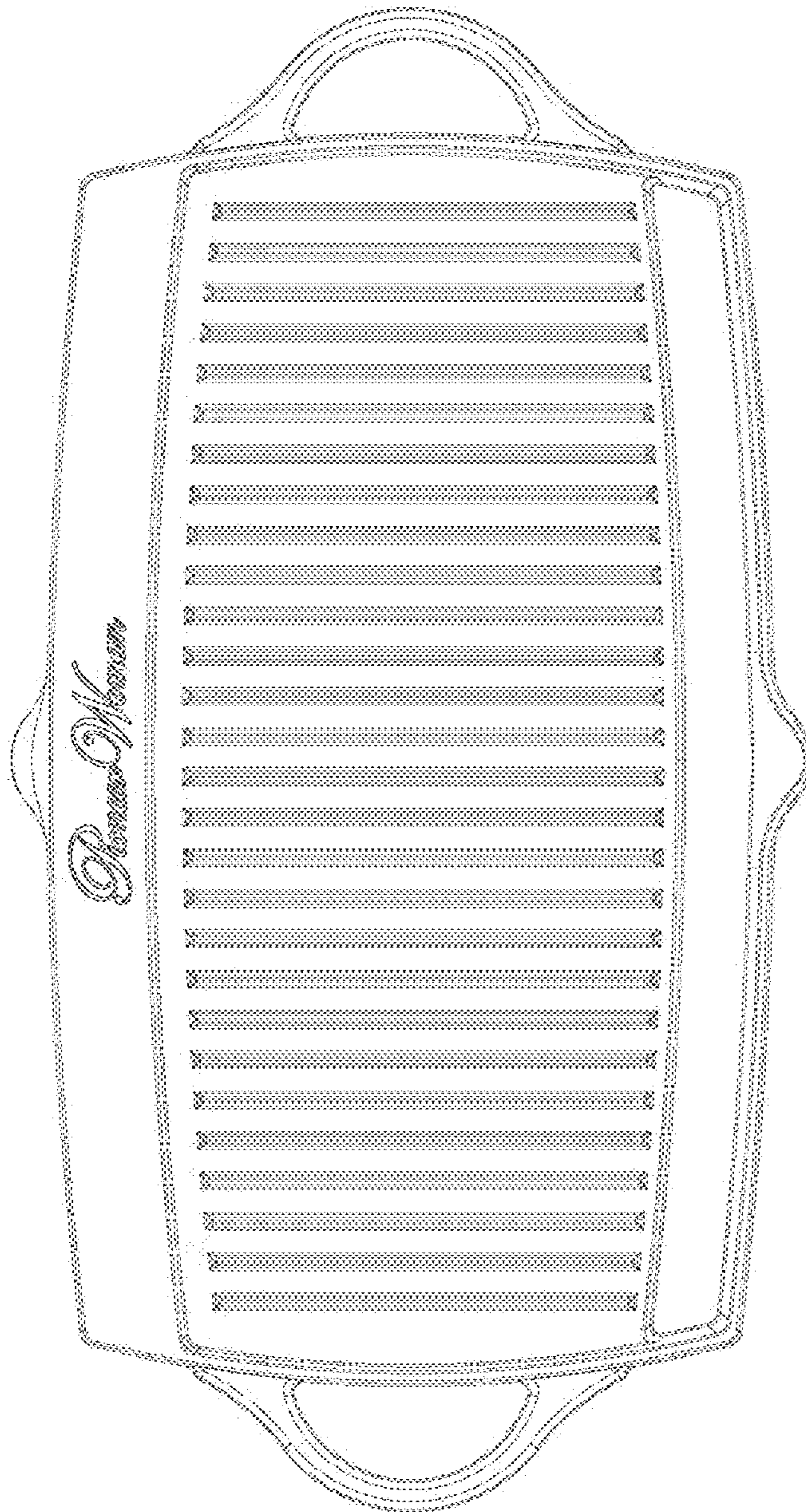


Figure 2




Figure 3




Figure 4

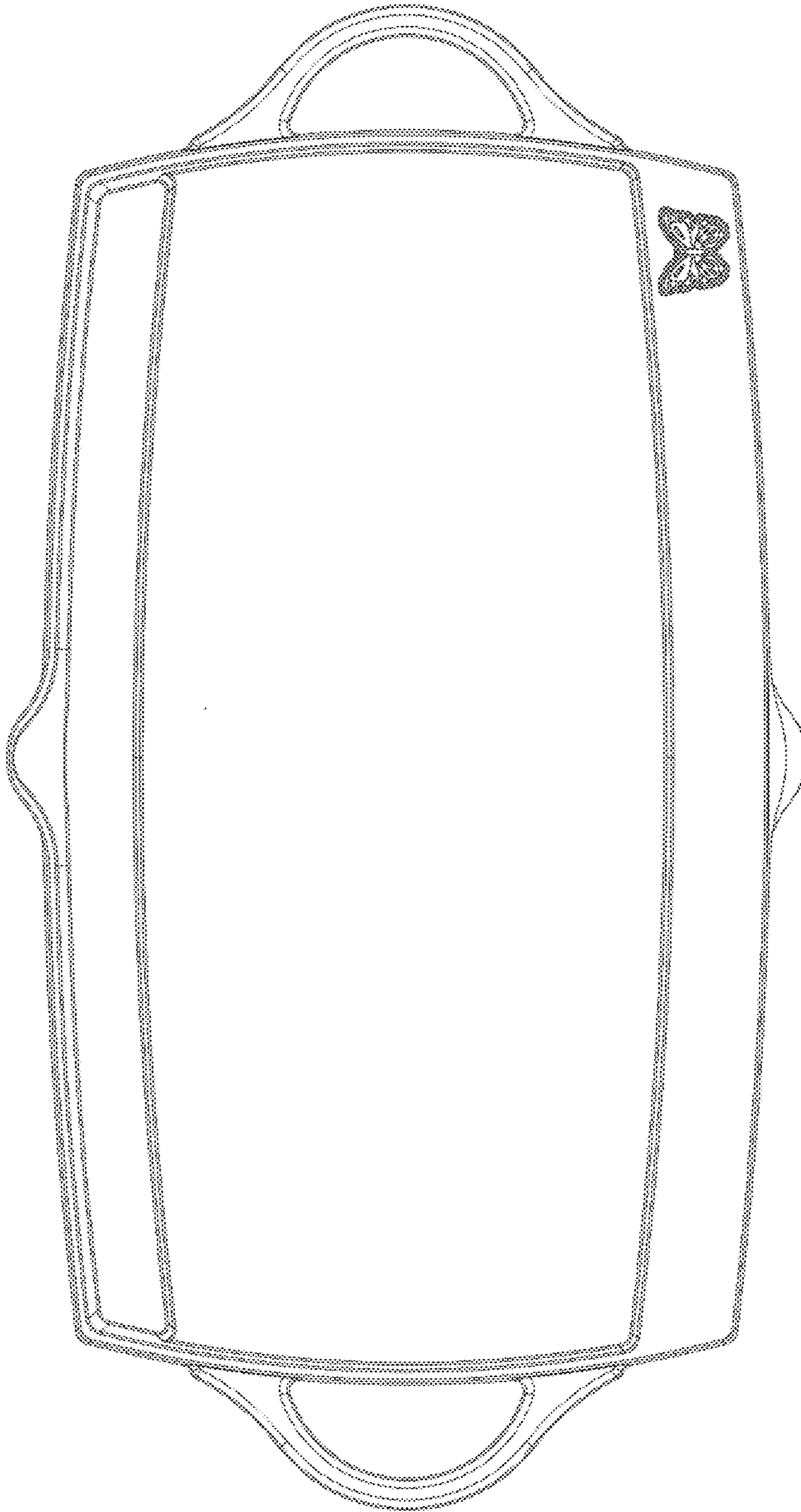


Figure 5