



US00D823618S

(12) **United States Design Patent** (10) **Patent No.:** **US D823,618 S**  
**Lokers et al.** (45) **Date of Patent:** **\*\* Jul. 24, 2018**

(54) **STORAGE CABINET**

(71) Applicant: **Volvo Lastvagnar AB**, Göteborg (SE)  
(72) Inventors: **Vincent Lokers**, Greensboro, NC (US);  
**Dan Cline**, Greensboro, NC (US)  
(73) Assignee: **VOLVO LASTVAGNAR AB**,  
Gothenburg (SE)

(\*\*) Term: **15 Years**

(21) Appl. No.: **29/593,343**

(22) Filed: **Feb. 8, 2017**

(51) **LOC (11) Cl.** ..... **12-16**

(52) **U.S. Cl.**  
USPC ..... **D6/561**

(58) **Field of Classification Search**  
USPC ..... D6/512, 553, 559-561, 668; D3/201,  
D3/254; D12/190, 195, 414.1, 415, 418,  
D12/425; D25/37, 48.1, 58; 211/13.1,  
211/86.01; 296/37.1-37.8, 70, 24.3,  
296/24.34, 24.44; 312/100, 204,  
312/242-246, 247, 248

CPC ..... B60J 5/04; B60R 13/0243; B60R 13/02;  
B60N 2/4693; A47B 47/02; A47B 81/00;  
A47B 43/00; A47B 47/00; A47B 49/006;  
A47B 51/00; A47B 87/0284; A47B  
96/02; A47B 47/03; A47B 47/04; A47B  
55/00; A47B 85/08; A47B 88/40; A47B  
88/42; A47B 95/008; A47B 96/16

See application file for complete search history.

(56) **References Cited**

U.S. PATENT DOCUMENTS

D456,172 S \* 4/2002 Couture ..... D6/668  
D512,864 S \* 12/2005 Moon ..... D6/561  
D543,931 S \* 6/2007 Hatch ..... D12/423  
D557,955 S \* 12/2007 Parshad ..... D6/559  
D680,944 S \* 4/2013 Aruga ..... D12/418  
D756,891 S \* 5/2016 Roth ..... D12/418  
D771,544 S \* 11/2016 Christofferson ..... D12/414.1

OTHER PUBLICATIONS

Images of Mack CXU Pinnacle Truck, released 2006, 2 pages.

\* cited by examiner

*Primary Examiner* — Wan Laymon  
*Assistant Examiner* — Mark Booker

(74) *Attorney, Agent, or Firm* — Tucker Ellis LLP


(57) **CLAIM**

The ornamental design for a storage cabinet, as shown and described.

**DESCRIPTION**

FIG. 1 is a perspective view of a storage cabinet showing our new design.  
FIG. 2 is a front view thereof.  
FIG. 3 is a left side view thereof.  
FIG. 4 is a right side view thereof; and,  
FIG. 5 is a bottom view thereof.

**1 Claim, 2 Drawing Sheets**





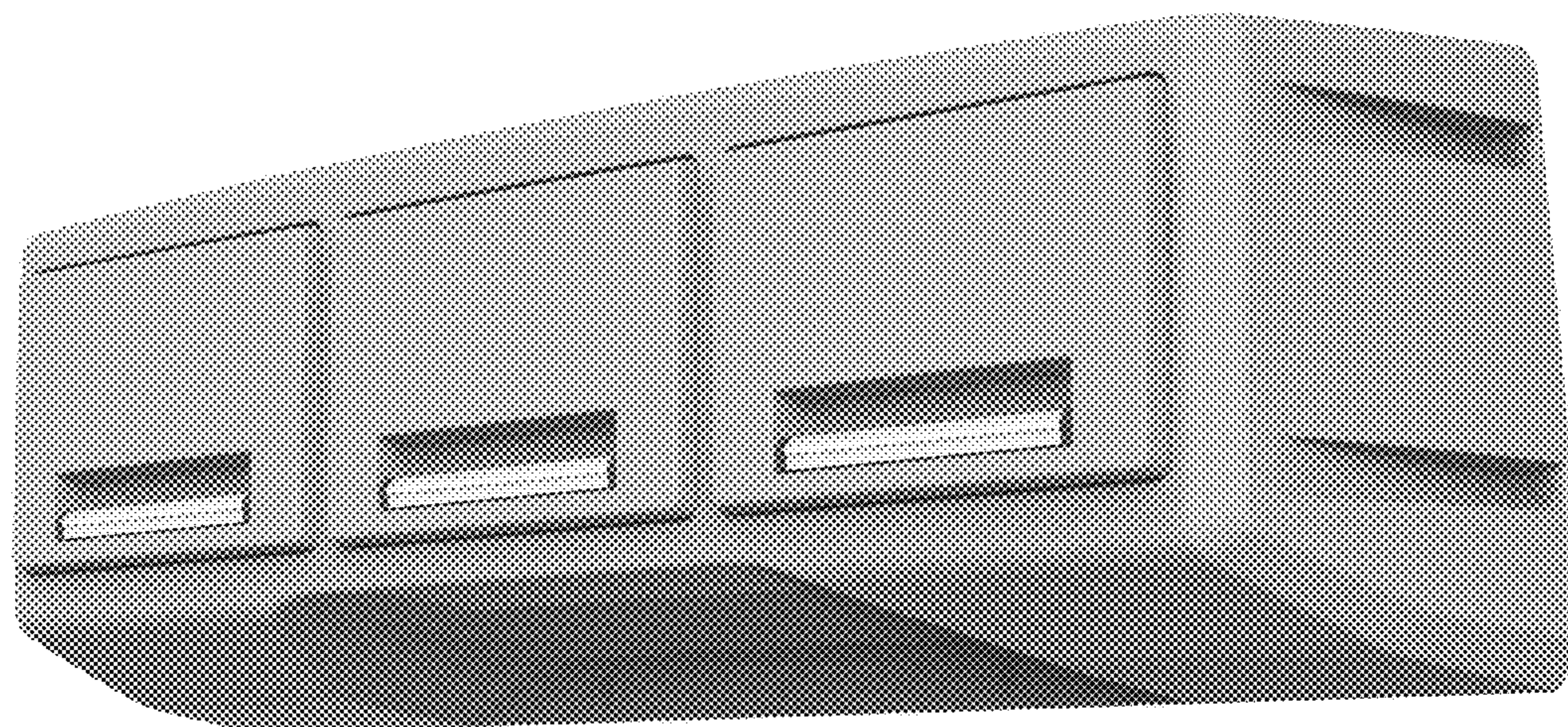


FIG. 1




FIG. 2






FIG. 3




FIG. 4




FIG. 5