



US00D823578S

(12) **United States Design Patent**  
**Trussardi**

(10) **Patent No.:** **US D823,578 S**

(45) **Date of Patent:** **\*\* Jul. 24, 2018**

(54) **HIGH HEEL COVER**

(71) Applicant: **Trussardi S.p.A.**, Milan (IT)

(72) Inventor: **Gaia Trussardi**, Milan (IT)

(73) Assignee: **Trussardi S.p.A.**, Milan (IT)

(\*\*) Term: **15 Years**

(21) Appl. No.: **29/598,010**

(22) Filed: **Mar. 22, 2017**

(30) **Foreign Application Priority Data**

Sep. 22, 2016 (EM) ..... 003389881-001

(51) **LOC (11) Cl.** ..... **02-04**

(52) **U.S. Cl.**  
USPC ..... **D2/915; D2/976**

(58) **Field of Classification Search**  
USPC ..... D2/909, 914, 915, 946, 964-968, 976  
See application file for complete search history.

(56) **References Cited**

**U.S. PATENT DOCUMENTS**

- 3,102,346 A \* 9/1963 Schrougham ..... A43B 3/166  
36/70 R
- D298,881 S \* 12/1988 Horton ..... D2/915
- D300,780 S \* 4/1989 Walls ..... D2/915
- D306,932 S \* 4/1990 Flanders ..... D2/915
- D318,560 S \* 7/1991 Fitzpatrick ..... D2/915
- D346,060 S \* 4/1994 Martinez ..... D2/915
- D367,157 S \* 2/1996 Gage, Sr. .... D2/915

- D374,336 S \* 10/1996 de Silva ..... D2/915
- 8,141,275 B1 \* 3/2012 Donaldson ..... A43B 21/52  
36/72 B
- D711,632 S \* 8/2014 Granville ..... D2/915
- D724,822 S \* 3/2015 Ciric ..... D2/909
- D794,284 S \* 8/2017 Francis ..... D2/915

\* cited by examiner

*Primary Examiner* — Holly H Baynham

*Assistant Examiner* — Rashida C. Walshon

(74) *Attorney, Agent, or Firm* — Florek & Endres PLLC

(57) **CLAIM**

The ornamental design for a high heel cover, as shown and described.

**DESCRIPTION**

FIG. 1 is a perspective view of the high heel cover of the present invention.

FIG. 2 is a front elevation view of the high heel cover of the present invention.

FIG. 3 is a left side elevation view of the high heel cover of the present invention.

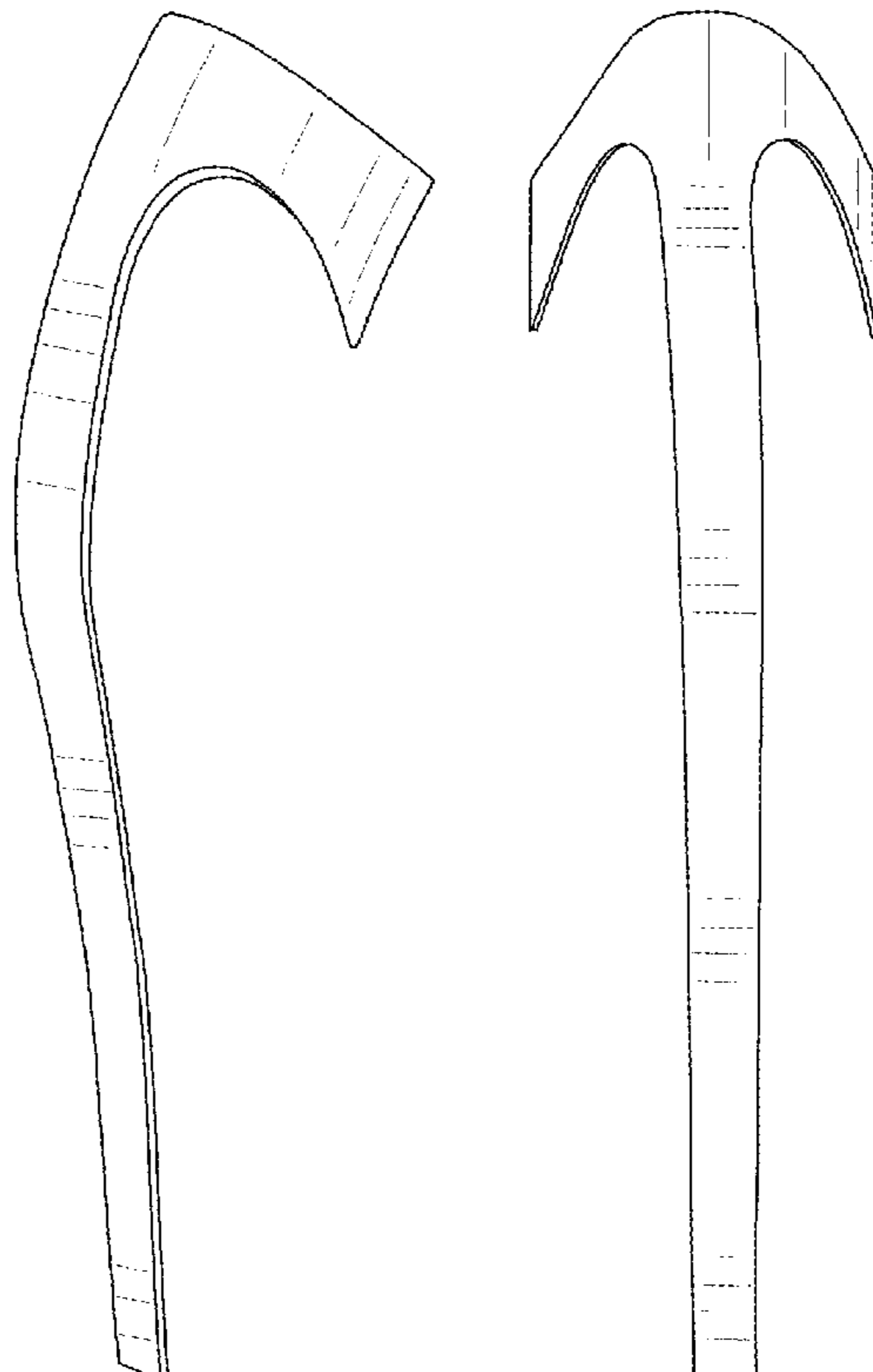
FIG. 4 is a rear elevation view of the high heel cover of the present invention.

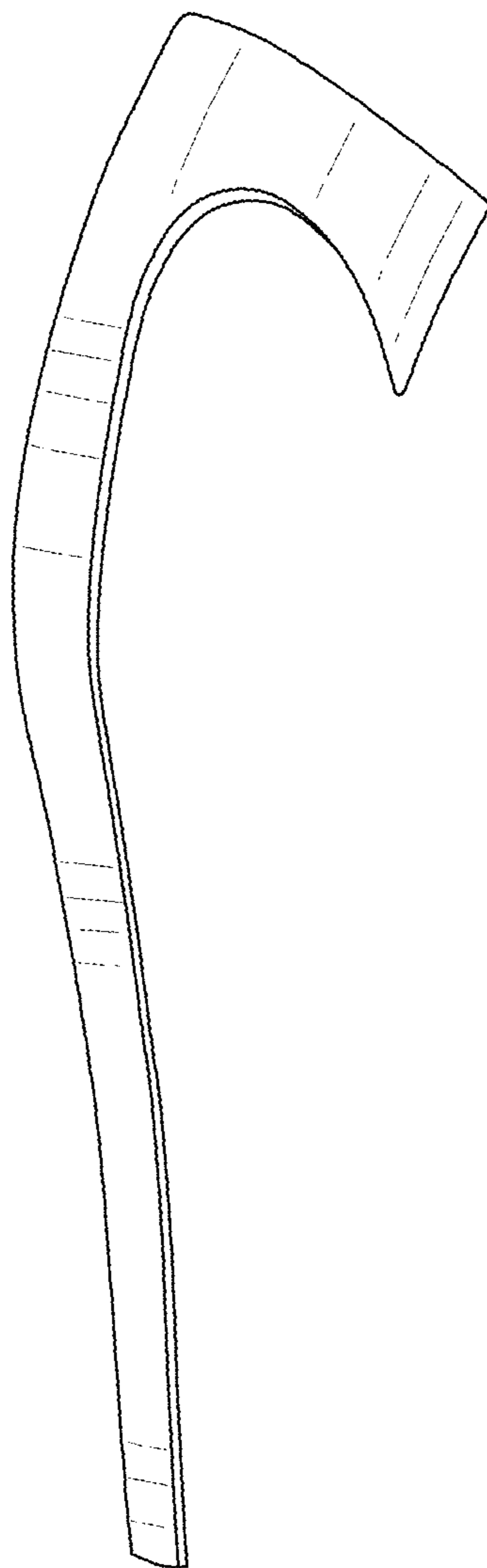
FIG. 5 is a right side elevation view of the high heel cover of the present invention.

FIG. 6 is a top plan view of the high heel cover of the present invention; and,

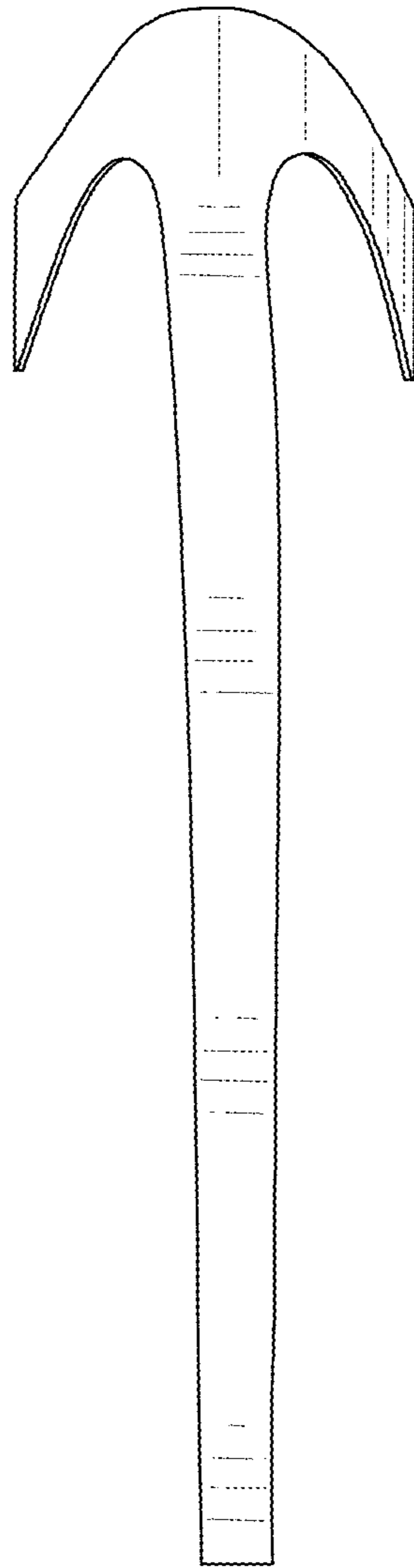
FIG. 7 is a bottom plan view of the high heel cover of the present invention.

**1 Claim, 7 Drawing Sheets**





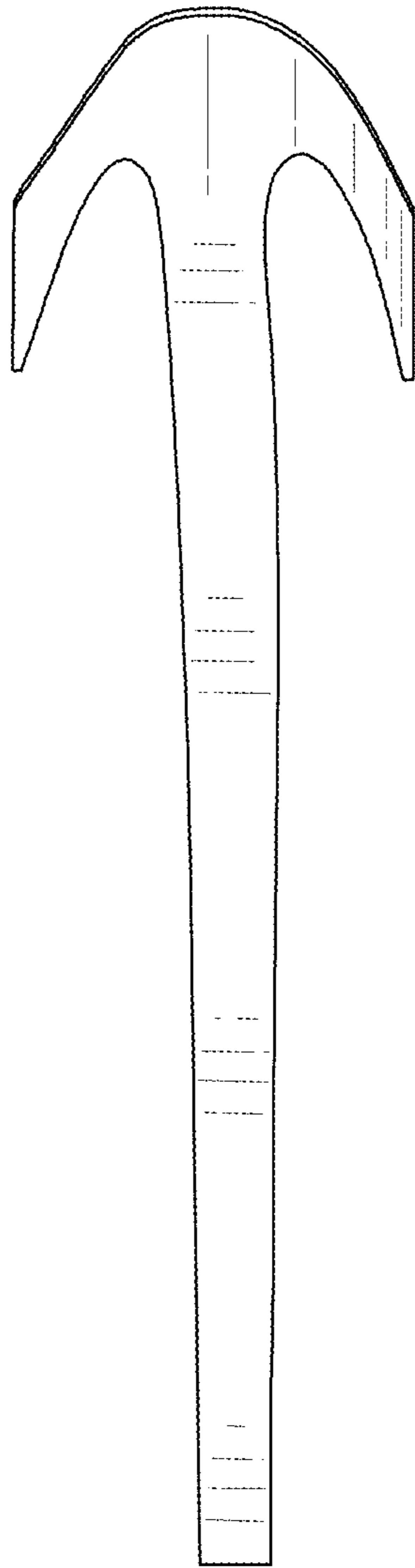
*FIG. 1*



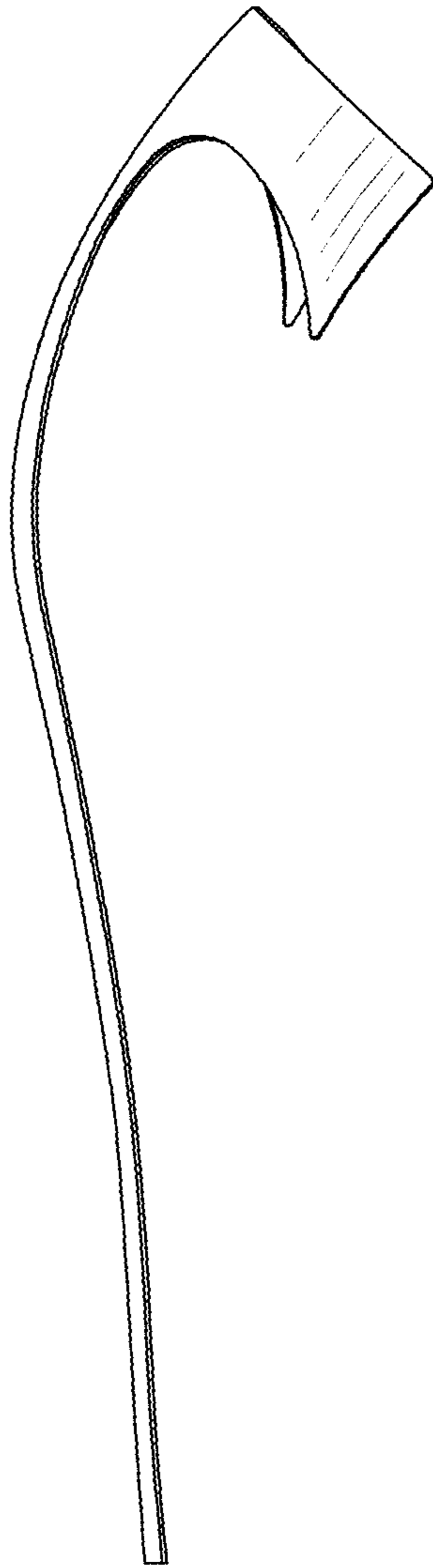
*FIG. 2*



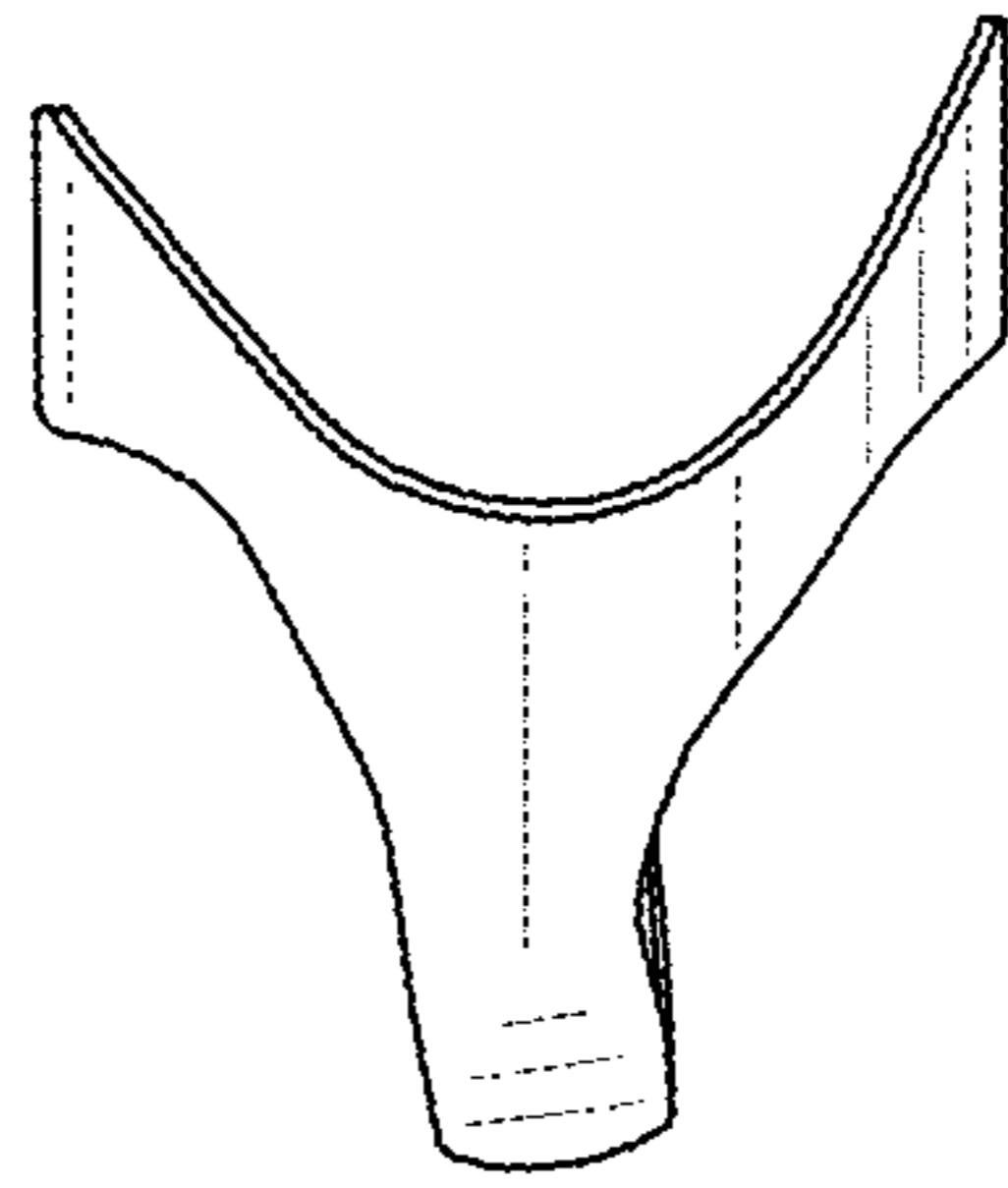
*FIG. 3*



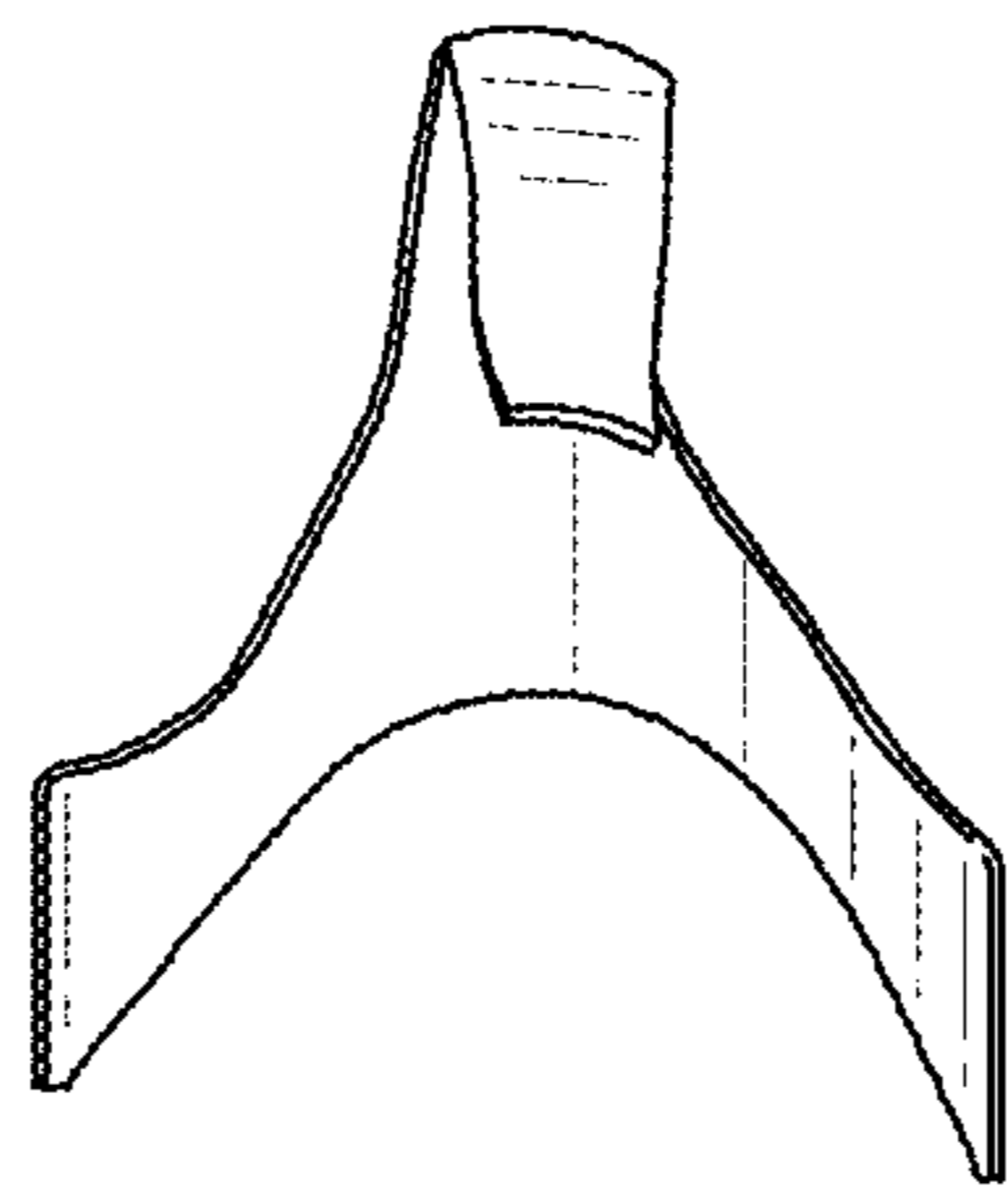
*FIG. 4*



*FIG. 5*



*FIG. 6*



*FIG. 7*