



US00D823561S

(12) **United States Design Patent**  
**Casini**

(10) **Patent No.:** **US D823,561 S**

(45) **Date of Patent:** **\*\* \*Jul. 17, 2018**

(54) **FLOOR CLEANING DEVICE**

(71) Applicant: **Carl Freudenberg KG**, Weinheim  
(DE)

(72) Inventor: **Luca Casini**, Milan (IT)

(73) Assignee: **Carl Freudenberg KG**, Weinheim  
(DE)

(\*) Notice: This patent is subject to a terminal disclaimer.

(\*\*) Term: **15 Years**

(21) Appl. No.: **29/586,935**

(22) Filed: **Dec. 8, 2016**

(30) **Foreign Application Priority Data**

Jun. 8, 2016 (EM) ..... 003179662

(51) **LOC (11) Cl.** ..... **15-05**

(52) **U.S. Cl.**  
USPC ..... **D32/21**

(58) **Field of Classification Search**  
USPC ..... D32/17, 21, 23, 24, 31  
CPC ..... G06N 3/008; A47L 9/2857; A47L 9/2842;  
E04H 4/1654  
See application file for complete search history.

(56) **References Cited**

**U.S. PATENT DOCUMENTS**

D548,411 S \* 8/2007 Schroter ..... D32/21  
D551,815 S \* 9/2007 Schroeter ..... D32/21

D593,265 S \* 5/2009 Carr ..... D32/21  
D625,059 S \* 10/2010 Morenstein ..... D32/21  
D625,477 S \* 10/2010 Morenstein ..... D32/21  
D691,337 S \* 10/2013 Kim ..... D32/21  
D720,103 S \* 12/2014 Haug ..... D32/21  
D743,647 S \* 11/2015 Heck ..... D32/21  
D745,757 S \* 12/2015 Choi ..... D32/21  
D746,005 S \* 12/2015 Cheon ..... D32/21  
D751,777 S \* 3/2016 Cheon ..... D32/21  
D778,514 S \* 2/2017 Park ..... D32/21  
D785,879 S \* 5/2017 Bu ..... D32/21

\* cited by examiner

*Primary Examiner* — Ruth McInroy

(74) *Attorney, Agent, or Firm* — Leydig, Voit & Mayer, Ltd.

(57) **CLAIM**


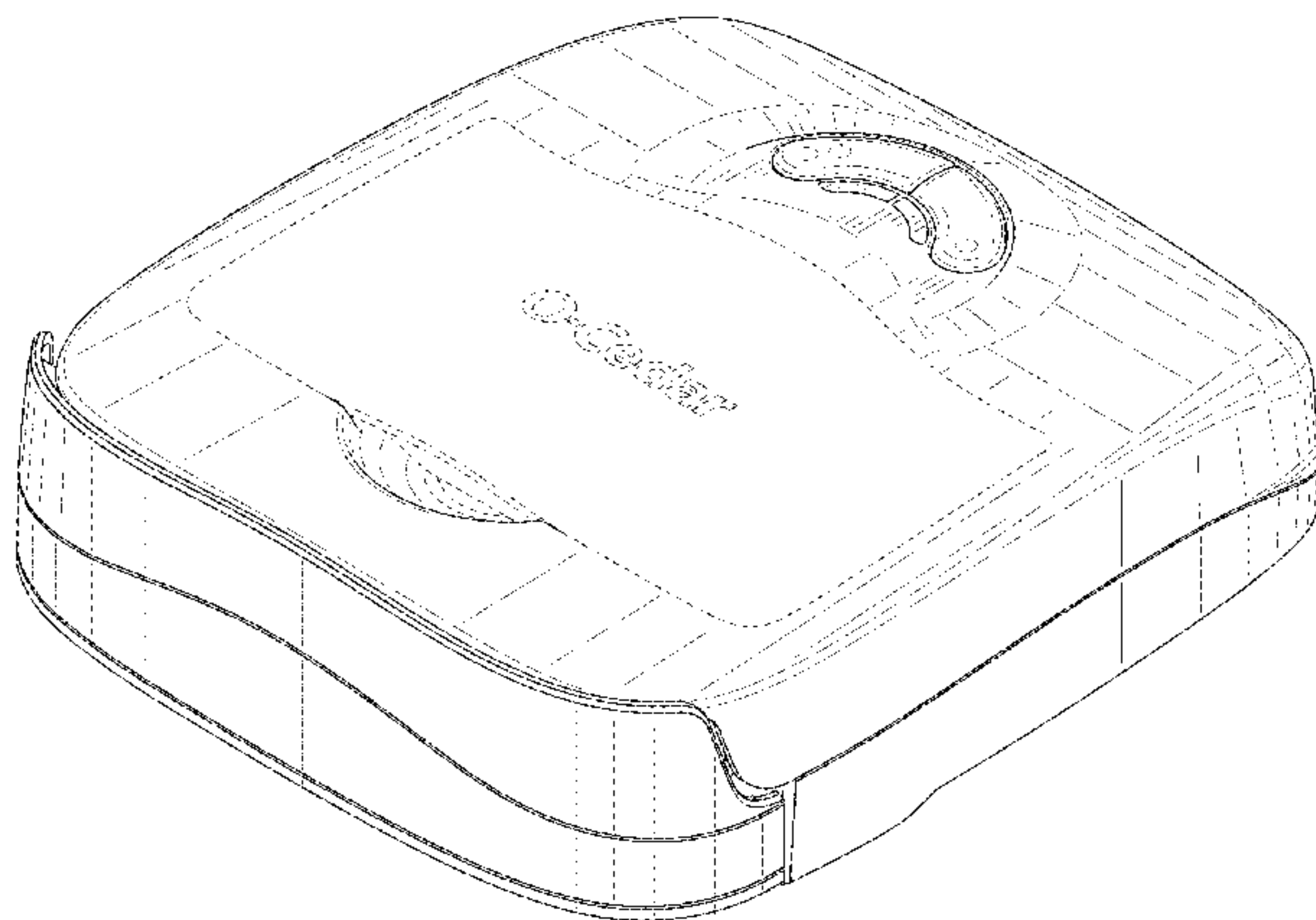
The ornamental design for a floor cleaning device, as shown.

**DESCRIPTION**

FIG. 1 is a top, front and right side perspective view of a floor cleaning device showing my new design; FIG. 2 is a front elevational view thereof; FIG. 3 is a top plan view thereof; FIG. 4 is a bottom plan view thereof; FIG. 5 is a right side elevational view thereof; FIG. 6 is a left side elevational view thereof; and, FIG. 7 is a rear elevational view thereof.

The details shown in broken lines form no part of the claimed design.

**1 Claim, 7 Drawing Sheets**



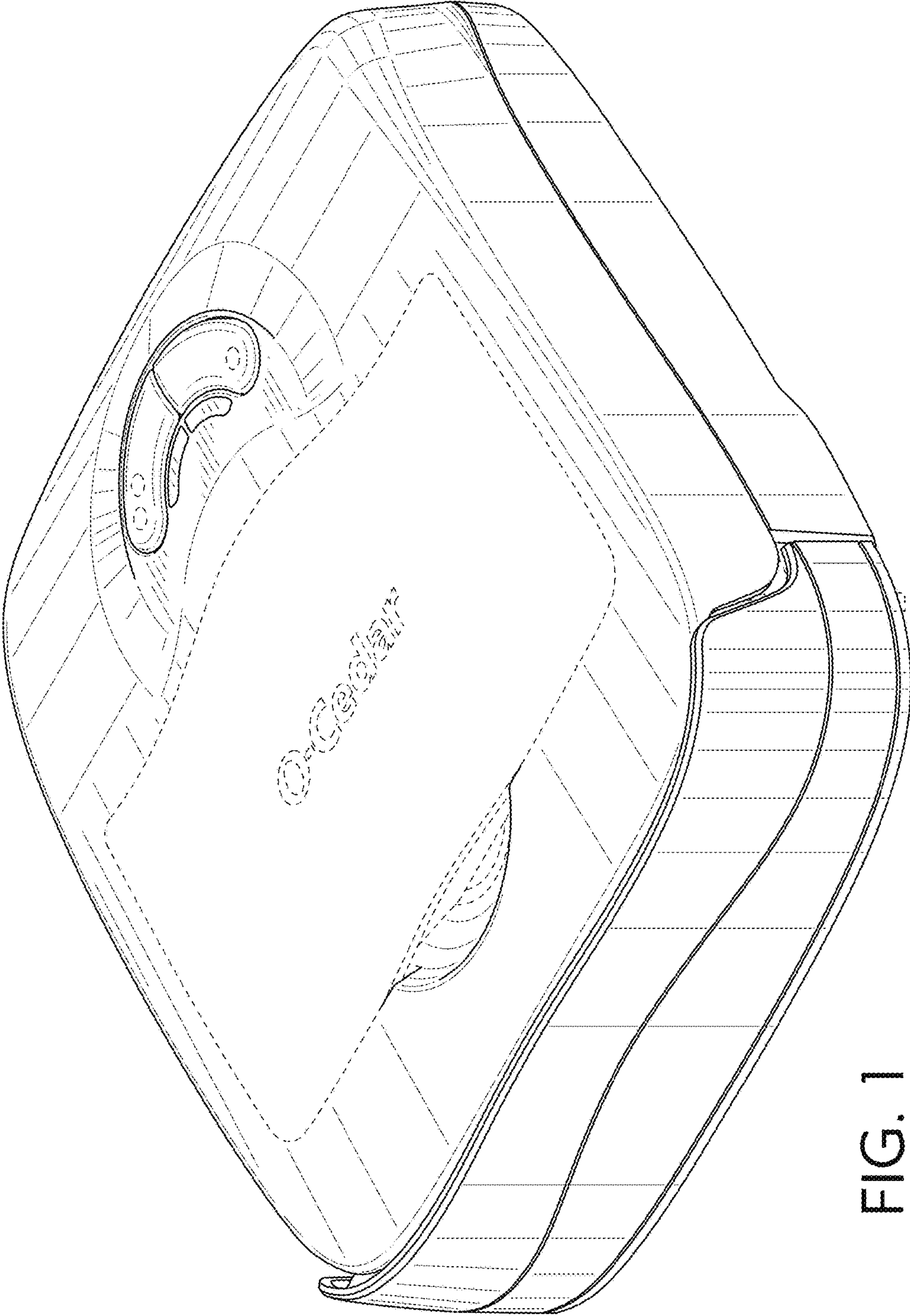


FIG. 1

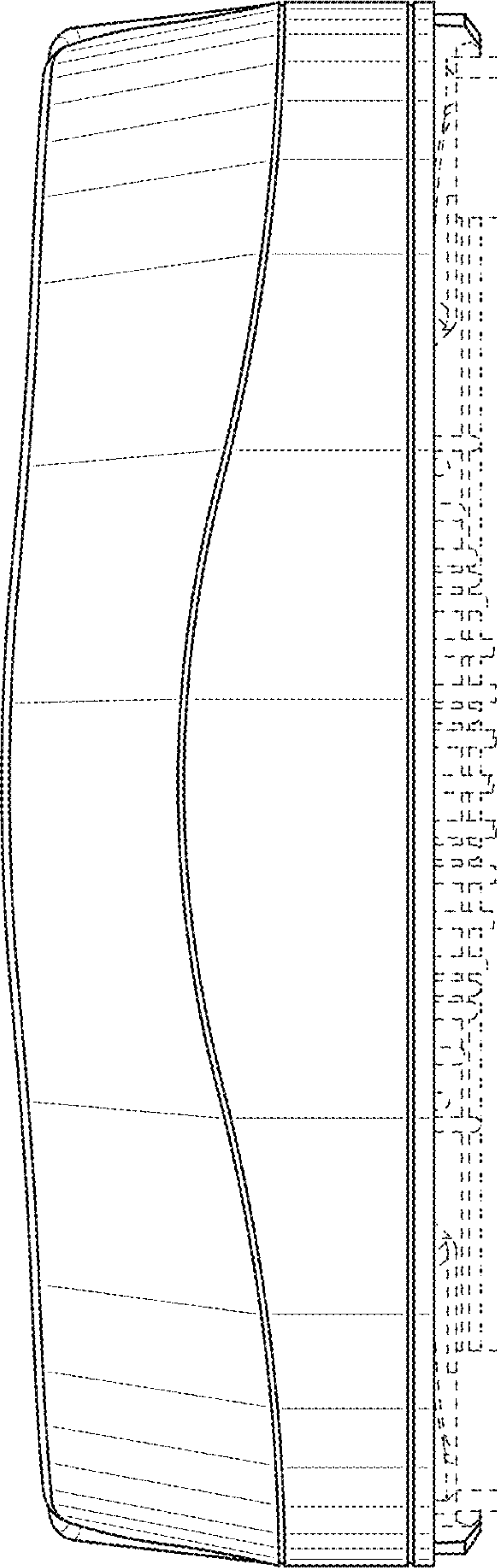


FIG. 2



FIG. 3



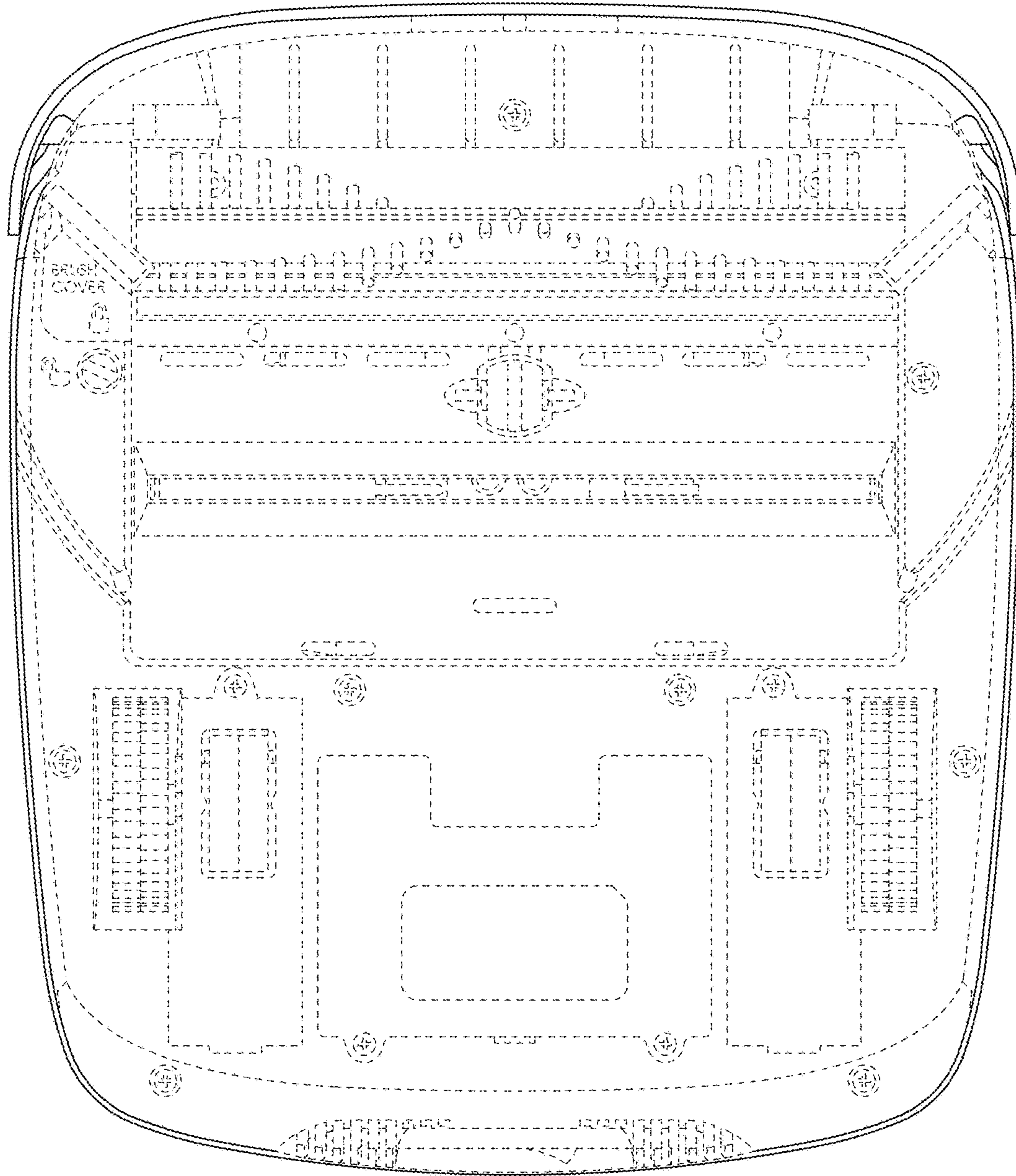


FIG. 4

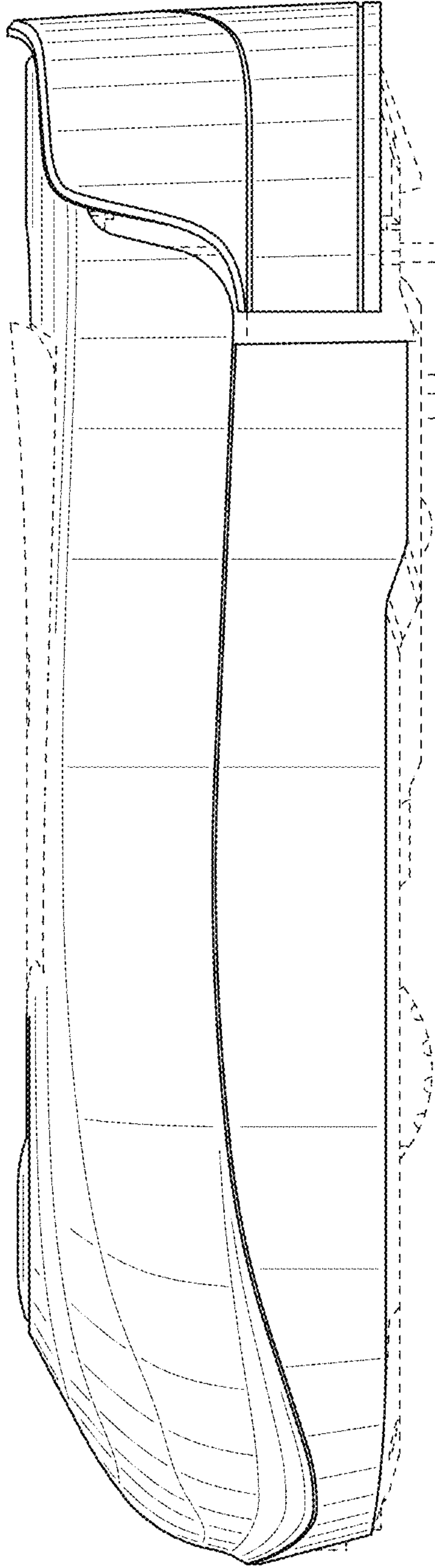


FIG. 5

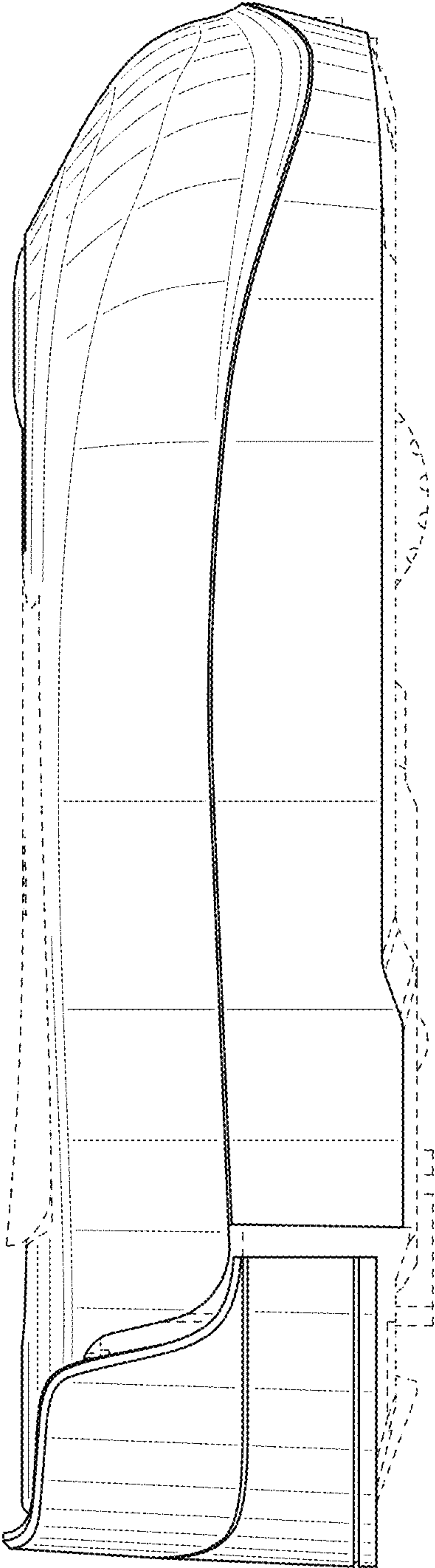


FIG. 6

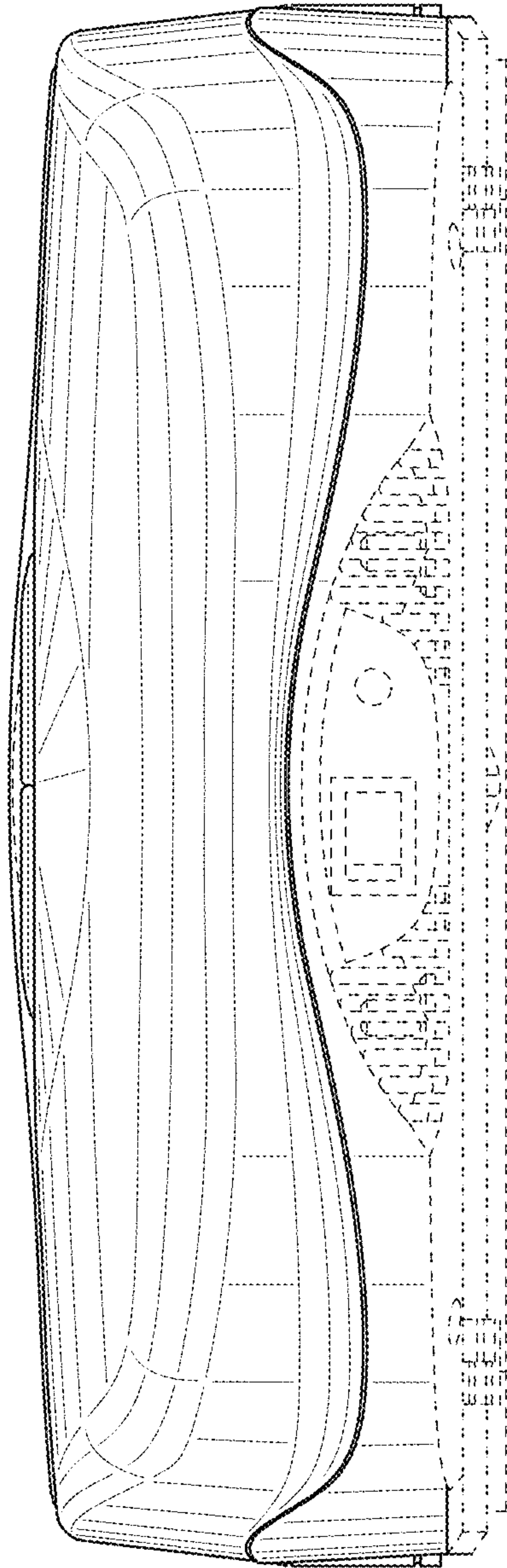


FIG. 7