



US00D823536S

(12) **United States Design Patent** (10) **Patent No.:** **US D823,536 S**
Lai (45) **Date of Patent:** **** Jul. 17, 2018**

(54) **ELECTRONIC CIGARETTE**
(71) Applicant: **SHENZHEN SMOORE TECHNOLOGY LIMITED**, Shenzhen (CN)
(72) Inventor: **Baosheng Lai**, Shenzhen (CN)
(73) Assignee: **SHENZHEN SMOORE TECHNOLOGY LIMITED**, Shenzhen (CN)

D723,738 S * 3/2015 Liu D27/189
D736,460 S * 8/2015 McKeon D27/189
D743,099 S * 11/2015 Oglesby D27/101
D772,477 S * 11/2016 Shin D27/163
D772,480 S * 11/2016 Hua D27/189
D792,643 S * 7/2017 Wong D27/101
D799,111 S * 10/2017 Qiu D27/101
D799,744 S * 10/2017 Qiu D27/101
D801,581 S * 10/2017 Scott D27/189
D806,310 S * 12/2017 McGarry D27/101
D807,575 S * 1/2018 Luo D27/141
D816,267 S * 4/2018 Fornarelli D27/101

(**) Term: **15 Years**

* cited by examiner

(21) Appl. No.: **29/617,297**

Primary Examiner — Susan Bennett Hattan

(22) Filed: **Sep. 13, 2017**

Assistant Examiner — Rebecca Tsehaye

(30) **Foreign Application Priority Data**

(74) *Attorney, Agent, or Firm* — Ladas & Parry LLP

Jul. 10, 2017 (CN) 2017 3 0300590

(51) **LOC (11) Cl.** **27-02**

(52) **U.S. Cl.**
USPC **D27/163**

(58) **Field of Classification Search**
USPC D27/101, 100, 106, 108, 163, 165–169,
D27/172, 174, 175, 183, 186–190, 193,
D27/195; D24/110; D9/516, 522, 523,
D9/572; 128/202.21, 203.12; 131/273,
131/274, 191, 328–330
CPC A24F 47/002; A24F 47/004; A24F 47/006;
A24F 47/008; A61M 15/06
See application file for complete search history.

(56) **References Cited**

U.S. PATENT DOCUMENTS

D351,043 S * 9/1994 Parker D27/154
D693,457 S * 11/2013 Mayer D24/110


(57) **CLAIM**

The ornamental design for an electronic cigarette, as shown and described.

DESCRIPTION

FIG. 1 is a perspective view of an electronic cigarette showing my new design;
FIG. 2 is another perspective view thereof;
FIG. 3 is a front elevational view thereof;
FIG. 4 is a rear elevational view thereof;
FIG. 5 is a left side elevational view thereof;
FIG. 6 is a right side elevational view thereof;
FIG. 7 is a top plan view thereof; and,
FIG. 8 is a bottom plan view thereof.
The broken lines in the drawings depict portions of the electronic cigarette that form no part of the claimed design.

1 Claim, 8 Drawing Sheets






FIG. 1




FIG. 2

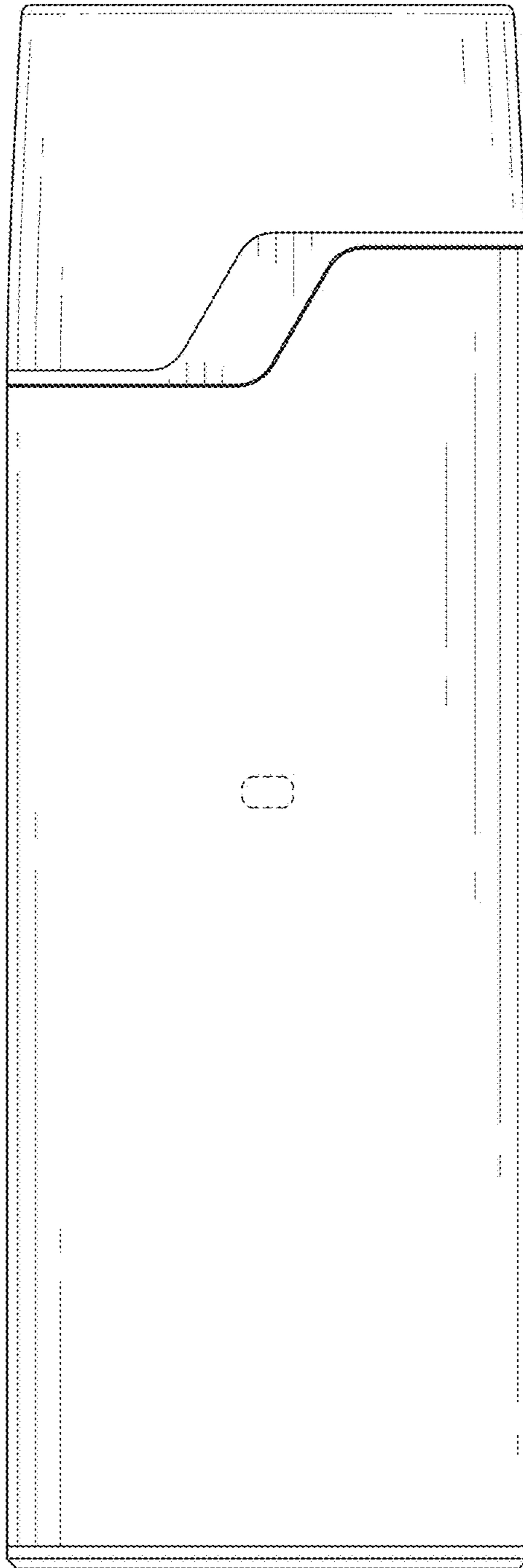


FIG. 3




FIG. 4




FIG. 5




FIG. 6

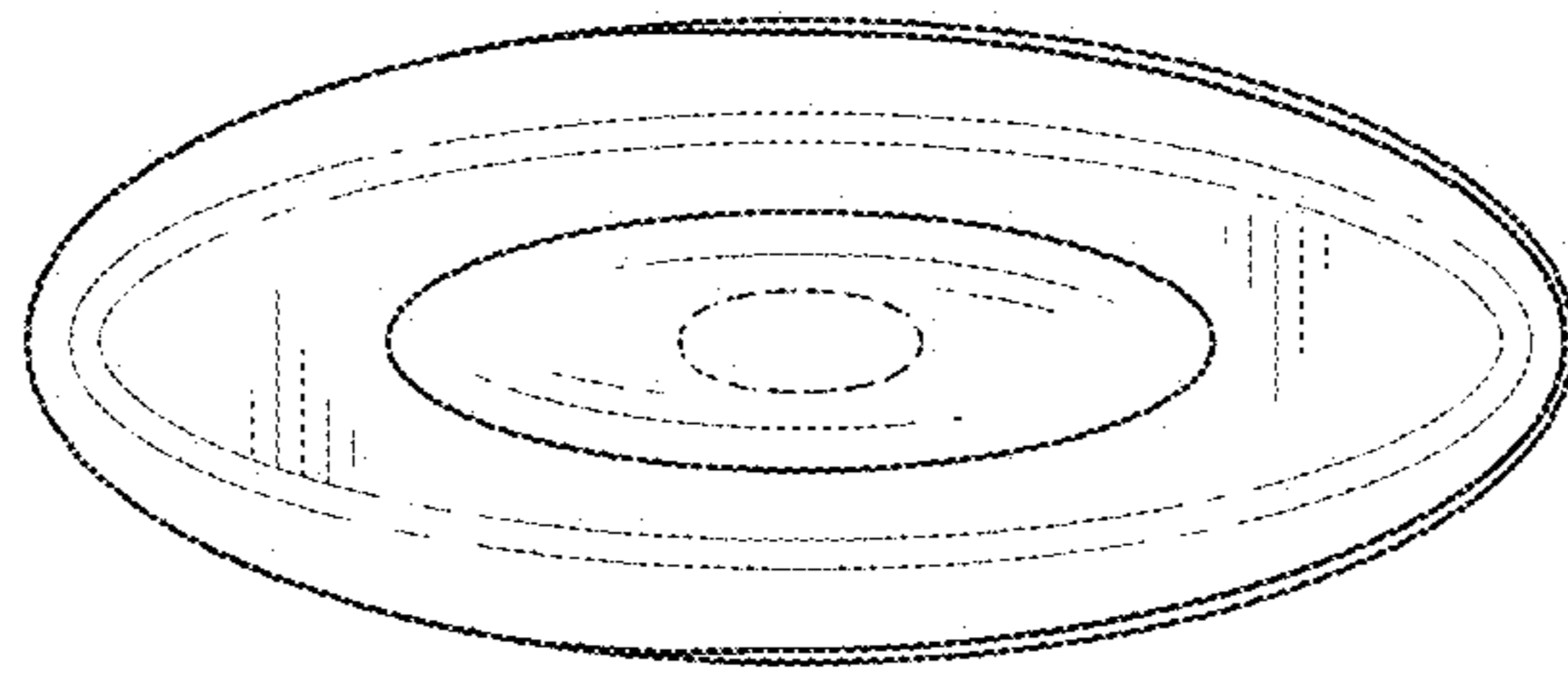


FIG. 7

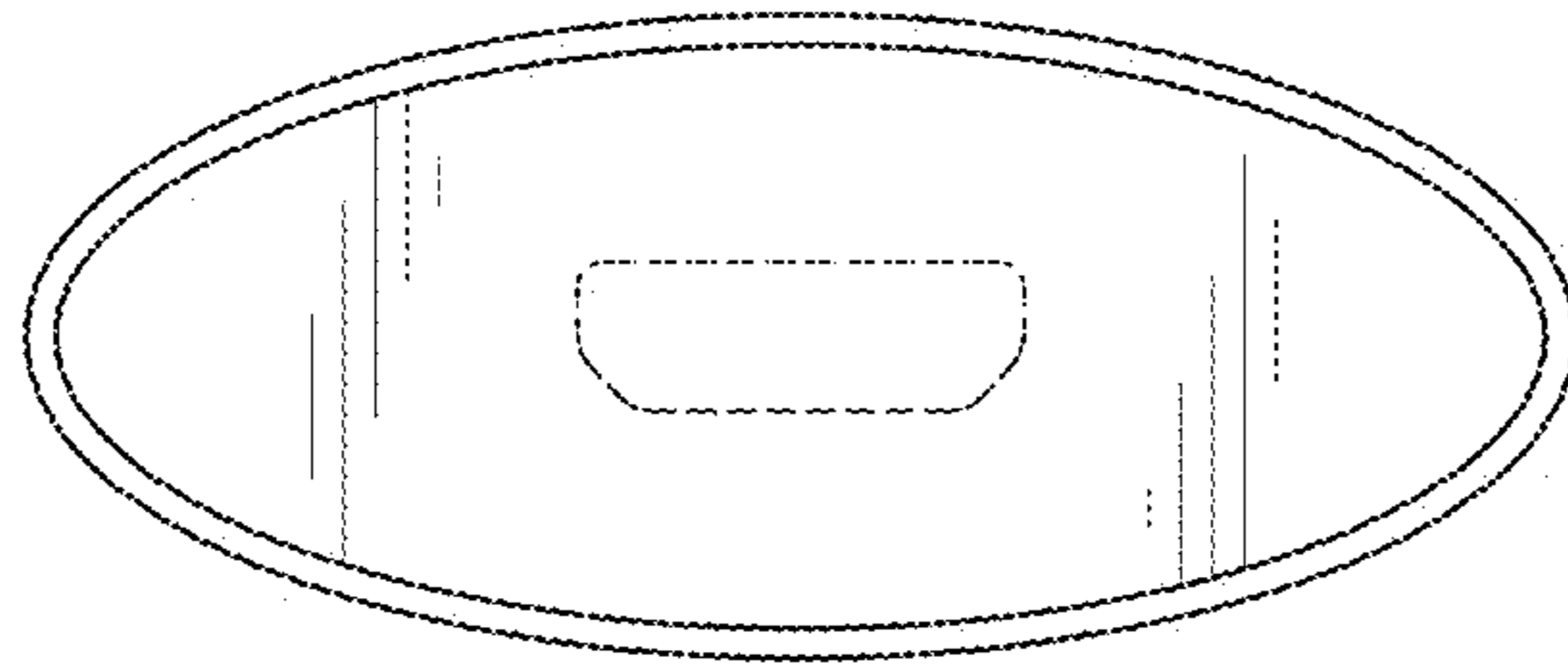


FIG. 8