



US00D823503S

(12) **United States Design Patent**
Cheng et al.

(10) **Patent No.:** **US D823,503 S**
(45) **Date of Patent:** **** Jul. 17, 2018**

(54) **VEHICLE LAMP**

D739,577 S * 9/2015 Kani D26/28
D747,517 S * 1/2016 Lai D26/28
D760,407 S * 6/2016 Yang D26/28

(71) Applicants: **Hsiang-Fang Cheng**, Pingtung (TW);
Chih-Pin Shen, Kaohsiung (TW)

* cited by examiner

(72) Inventors: **Hsiang-Fang Cheng**, Pingtung (TW);
Chih-Pin Shen, Kaohsiung (TW)

Primary Examiner — Marcus Jackson

(73) Assignee: **LUCIDITY ENTERPRISE CO., LTD.**, Annan District, Tainan (TW)

(57) **CLAIM**

(**) Term: **15 Years**

The ornamental design for a vehicle lamp, as shown and described.

(21) Appl. No.: **29/607,762**

(22) Filed: **Jun. 16, 2017**

DESCRIPTION

(51) **LOC (11) Cl.** **26-06**

(52) **U.S. Cl.**
USPC **D26/28**

(58) **Field of Classification Search**
USPC D26/28-36; 362/80-83, 267-269,
362/459-468, 475-478, 485-487
CPC F21S 48/00; F21S 48/10; F21S 48/115;
F21S 48/225; F21S 48/1233; F21S
48/1266; F21S 48/1388; F21S 48/2268;
F21V 21/04

FIG. 1 is a perspective view of a vehicle lamp showing my design, where those indicated by broken lines are not claimed;

FIG. 2 is a front elevational view thereof, where those indicated by broken lines are not claimed;

FIG. 3 is a rear elevational view thereof, where those indicated by broken lines are not claimed;

FIG. 4 is a left side elevational view thereof, where those indicated by broken lines are not claimed;

FIG. 5 is a right side elevational view thereof, where those indicated by broken lines are not claimed;

FIG. 6 is a top plan view thereof, where those indicated by broken lines are not claimed; and,

FIG. 7 is a bottom plan view, where those indicated by broken lines are not claimed.

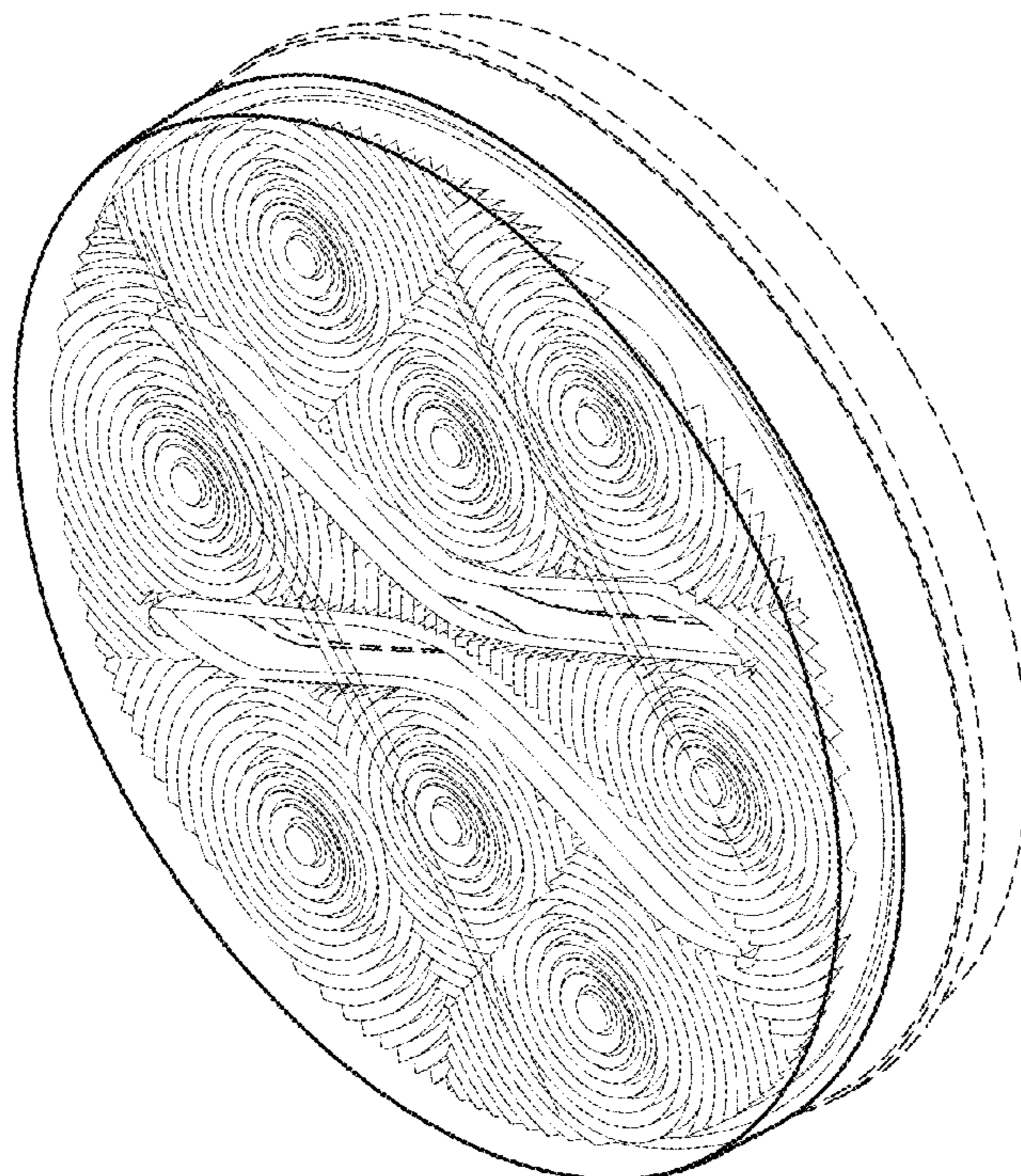
See application file for complete search history.

(56) **References Cited**

U.S. PATENT DOCUMENTS

D708,373 S * 7/2014 Kani D26/28
D711,023 S * 8/2014 Wu D26/28

1 Claim, 7 Drawing Sheets



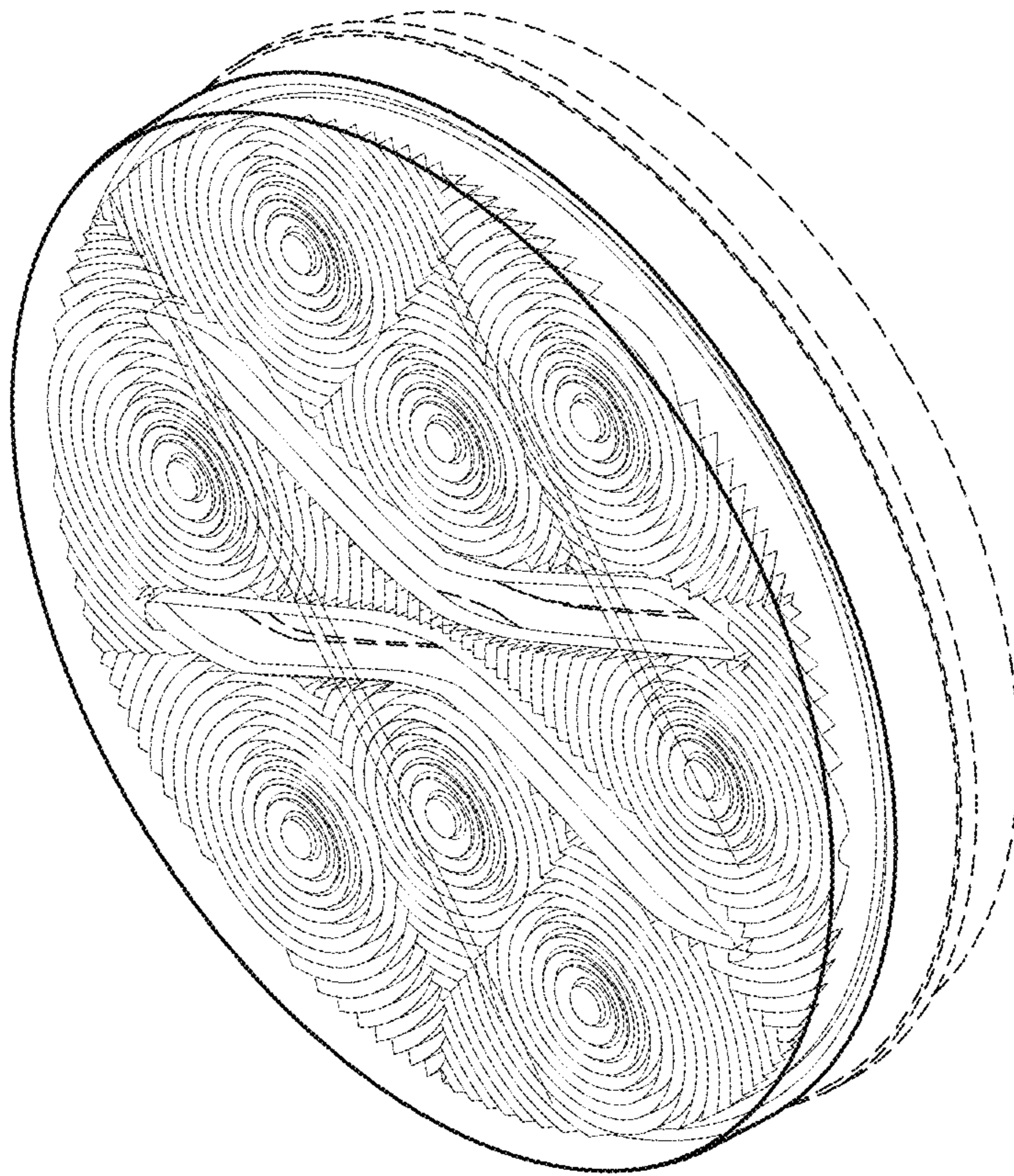


FIG. 1




FIG.2




FIG. 3

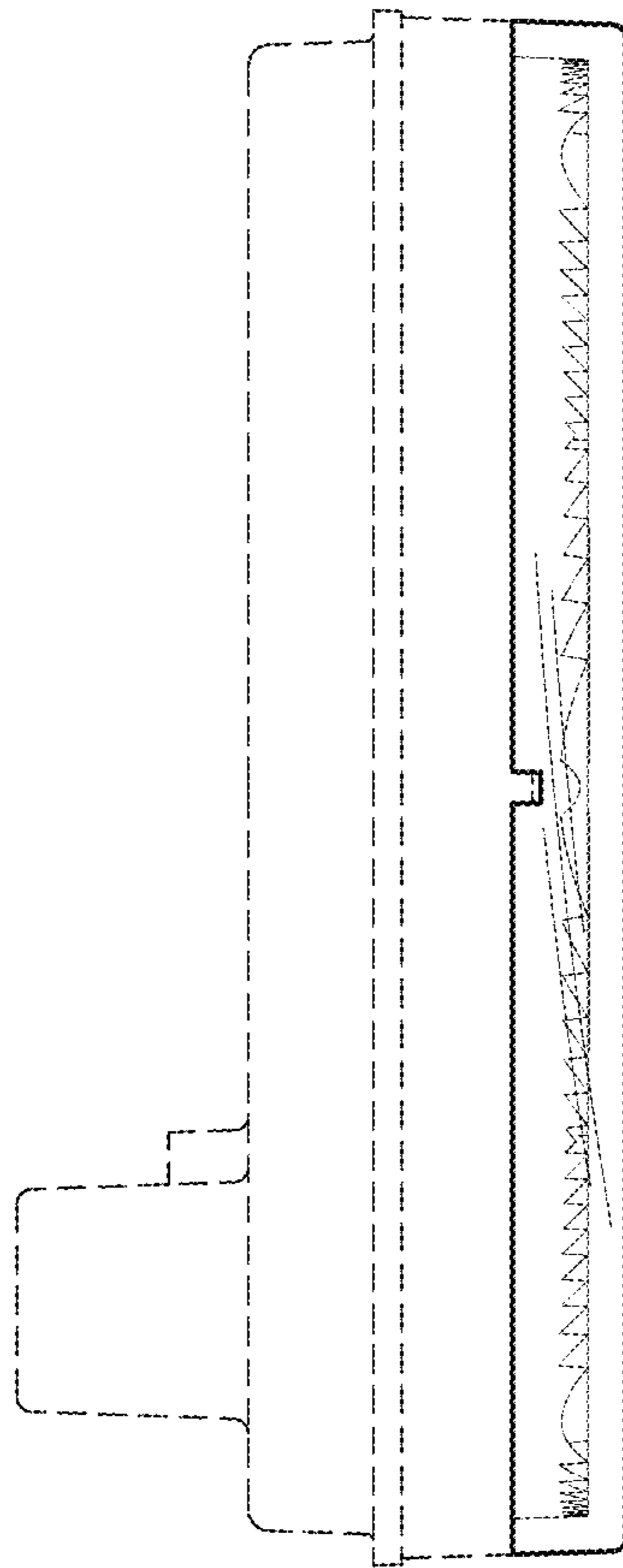


FIG.4




FIG.5

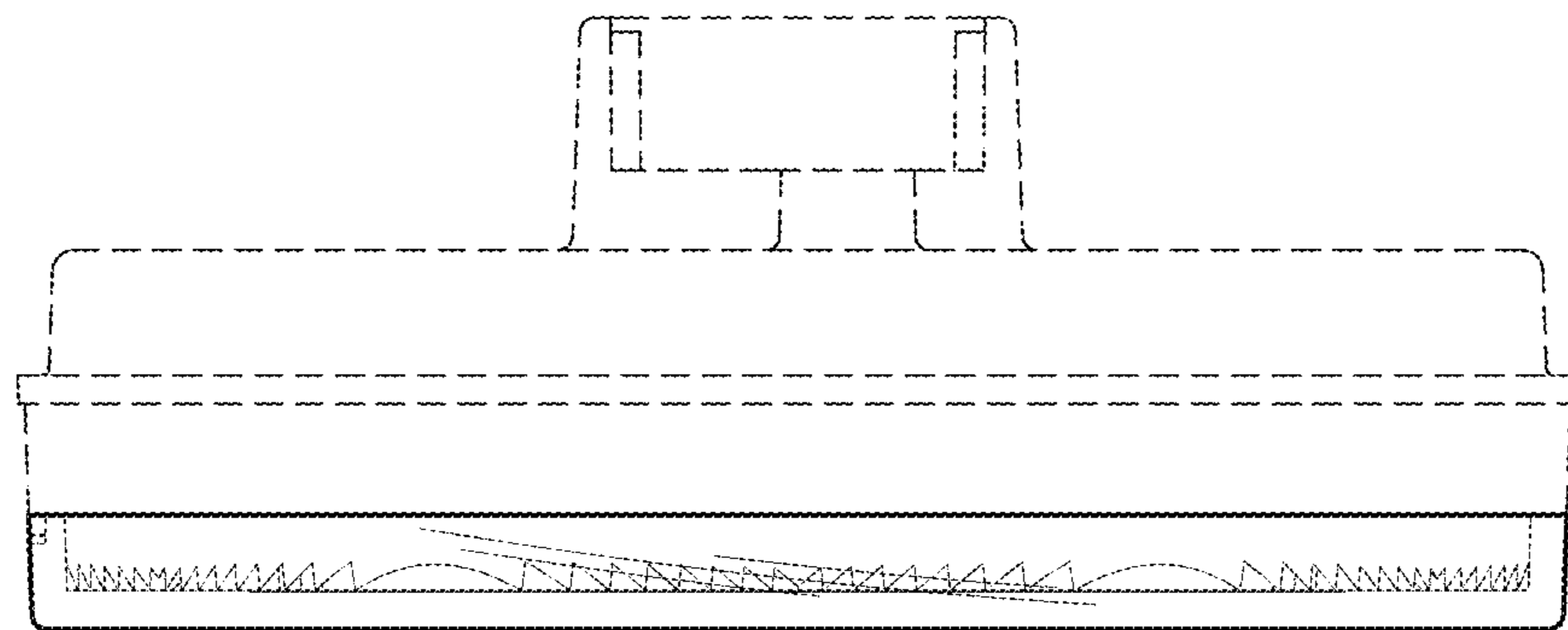


FIG.6

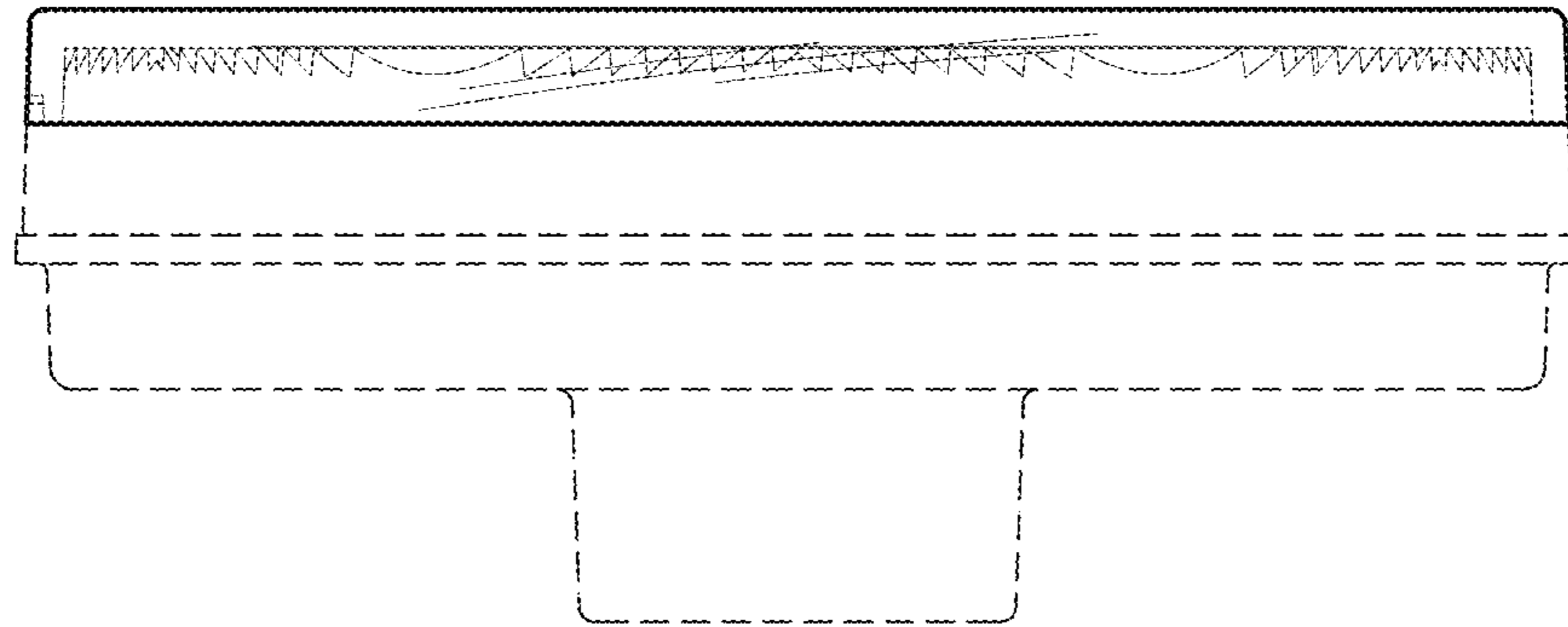


FIG. 7