



US00D823499S

(12) **United States Design Patent** (10) **Patent No.:** **US D823,499 S**  
**Peat** (45) **Date of Patent:** **\*\* Jul. 17, 2018**

(54) **TAIL LAMP**

(71) Applicant: **Jaguar Land Rover Limited**, Whitley, Coventry (GB)

(72) Inventor: **Anthony Peat**, Coventry (GB)

(73) Assignee: **Jaguar Land Rover Limited**, Whitley, Coventry (GB)

(\*\*) Term: **15 Years**

(21) Appl. No.: **29/597,995**

(22) Filed: **Mar. 22, 2017**

**Related U.S. Application Data**

(62) Division of application No. 29/539,503, filed on Sep. 15, 2015, now Pat. No. Des. 785,214.

(30) **Foreign Application Priority Data**

Mar. 16, 2015 (EP) ..... 002656421

(51) **LOC (11) Cl.** ..... **26-06**

(52) **U.S. Cl.**  
USPC ..... **D26/28**

(58) **Field of Classification Search**

USPC ..... D26/28-36; 362/80-83, 267-269,  
362/459-468, 475-478, 485-487  
CPC ..... F21S 48/00; F21S 48/10; F21S 48/115;  
F21S 48/225; F21S 48/1233; F21S  
48/1266; F21S 48/1388; F21S 48/2268;  
F21V 21/04

See application file for complete search history.

(56) **References Cited**

**U.S. PATENT DOCUMENTS**

D526,427 S \* 8/2006 Morioka ..... D26/28

D595,880 S \* 7/2009 Lamm ..... D26/28  
D635,698 S \* 4/2011 Jeong ..... D26/28  
D681,245 S \* 4/2013 Colborne ..... D26/28  
D714,985 S \* 10/2014 Moon ..... D26/28

\* cited by examiner

*Primary Examiner* — Marcus Jackson

(74) *Attorney, Agent, or Firm* — Wood Herron & Evans LLP

(57) **CLAIM**

The ornamental design for a tail lamp, as shown and described.

**DESCRIPTION**

FIG. 1 is a front view of a tail lamp for a vehicle according to the present invention.

FIG. 2 is a rear view of the tail lamp shown in FIG. 1.

FIG. 3 is a left side view thereof.

FIG. 4 is a right side view thereof.



FIG. 5 is a top view thereof.

FIG. 6 is a front right perspective view thereof.

FIG. 7 is a rear left perspective view thereof; and,

FIG. 8 is a front right perspective view of the tail lamp shown in FIGS. 1-7, with the tail lamp shown mounted on a vehicle that is depicted in de-emphasized and half tone portions so as to illustrate the environmental structure. These portions form no part of the claimed invention. More particularly, in FIG. 8, the tail lamp of the present invention is shown within the broken line, and any elements shown outside of the broken line form no part of the claimed invention, but are instead included to show environmental aspects of the claimed invention.

**1 Claim, 5 Drawing Sheets**






FIG. 1




FIG. 2




FIG. 3




FIG. 4

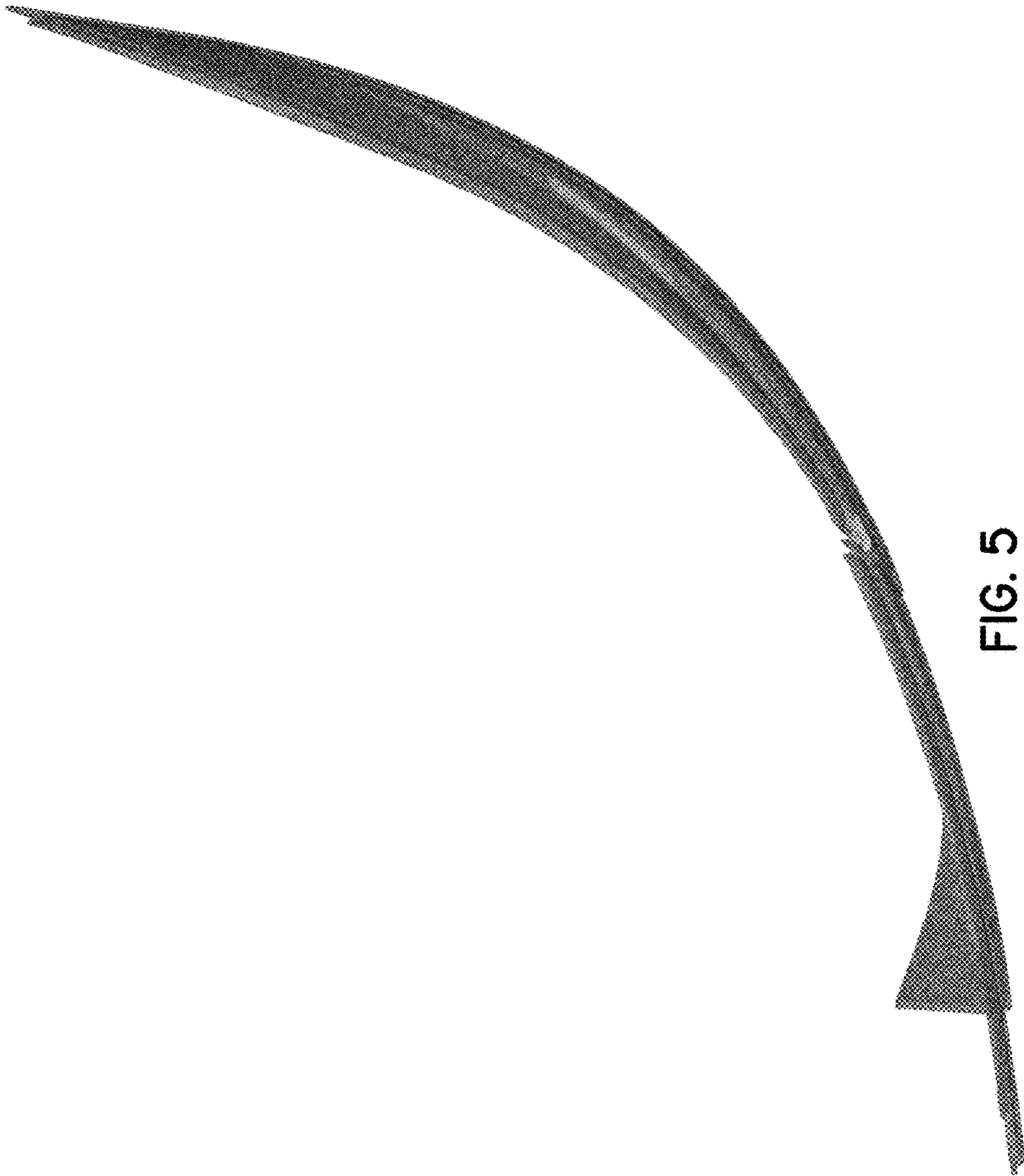


FIG. 5




FIG. 6




FIG. 7




FIG. 8