



US00D823476S

(12) **United States Design Patent**
Pugliese et al.

(10) **Patent No.:** **US D823,476 S**
(45) **Date of Patent:** **** Jul. 17, 2018**

(54) NOZZLE	D377,531 S * 1/1997 Bartlett D24/204
	6,889,916 B2 * 5/2005 Loyd A61H 33/6063
(71) Applicant: Custom Molded Products, LLC, Newnan, GA (US)	239/261
	D530,018 S * 10/2006 Loyd D24/201
	D573,715 S * 7/2008 Holtsnider D24/201
(72) Inventors: Angelo V. Pugliese, Newnan, GA (US); Zachary T. Vogtner, Atlanta, GA (US)	D574,964 S * 8/2008 Holtsnider D24/201
	D608,009 S * 1/2010 Vogtner D23/213
	8,511,587 B2 * 8/2013 Miller B05B 1/185
	239/548
(73) Assignee: Custom Molded Products, LLC, Newnan, GA (US)	D689,192 S * 9/2013 Loyd D24/201
	D700,972 S * 3/2014 Sears D24/201
	8,689,370 B2 * 4/2014 Fleischer A61H 33/027
	4/492
(**) Term: 15 Years	8,978,174 B2 * 3/2015 Drury A61H 33/6052
	4/541.6

(21) Appl. No.: **29/596,134**

(22) Filed: **Mar. 6, 2017**

Related U.S. Application Data

(62) Division of application No. 29/507,736, filed on Oct. 30, 2014, now Pat. No. Des. 813,406.

(51) **LOC (11) Cl.** **23-02**

(52) **U.S. Cl.**
USPC **D24/201**

(58) **Field of Classification Search**

USPC D24/201, 204, 205; 601/154-158;
4/541.1-541.6, 547, 578.1, 579

CPC A61H 2033/061; A61H 33/00; A61H
33/0087; A61H 33/02; A61H 33/60;
A61H 33/6063; B05B 1/18; B05B 1/185;
E03C 1/0408

See application file for complete search history.

(56) **References Cited**

U.S. PATENT DOCUMENTS

D375,165 S * 10/1996 Bartlett D24/204
D376,432 S * 12/1996 Bartlett D24/204

* cited by examiner

Primary Examiner — David Muller

(74) *Attorney, Agent, or Firm* — Laurence P. Colton;
Smith Tempel Blaha LLC

(57) **CLAIM**

The ornamental design for a nozzle, as shown and described.

DESCRIPTION

FIG. 1 is a perspective view of the nozzle of the present design.

FIG. 2 is a top view thereof;

FIG. 3 is a front view thereof;

FIG. 4 is a back view thereof;

FIG. 5 is a left side view thereof;

FIG. 6 is a right side view thereof; and,

FIG. 7 is a bottom view thereof.

The broken lines shown in the drawings represent portions of the nozzle that form no part of the claimed design.

1 Claim, 7 Drawing Sheets





FIG. 1




FIG. 2

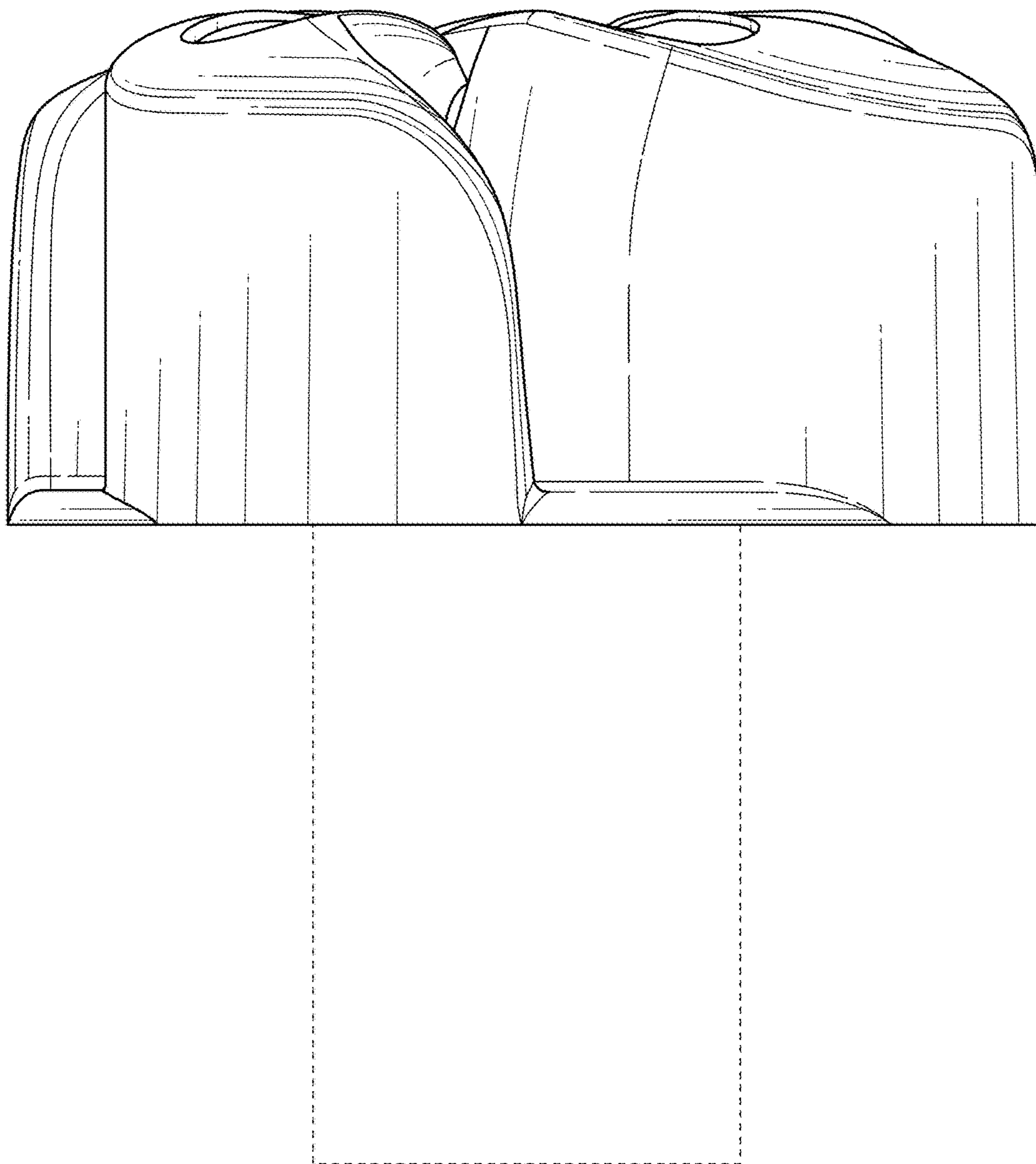


FIG. 3

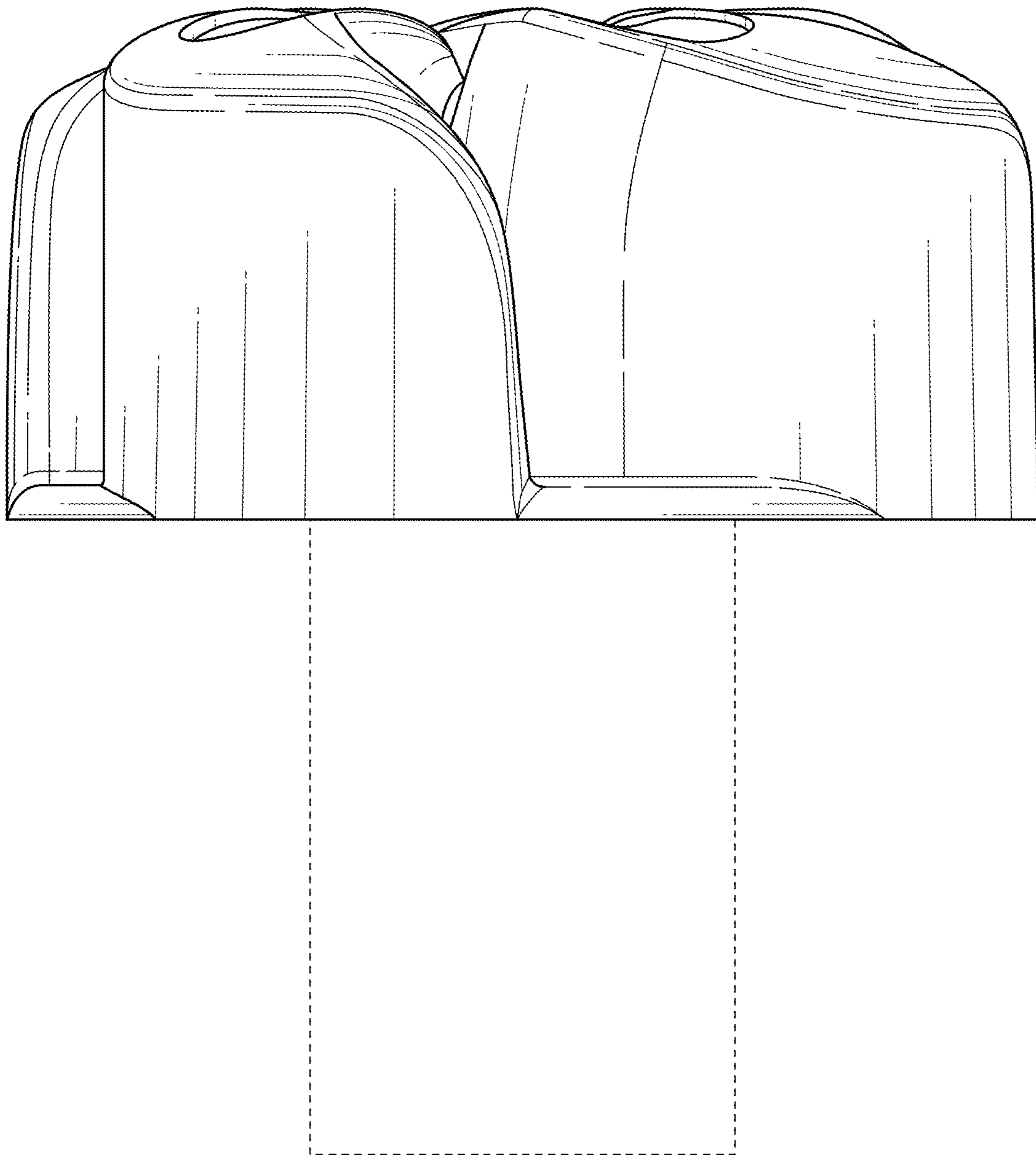


FIG. 4

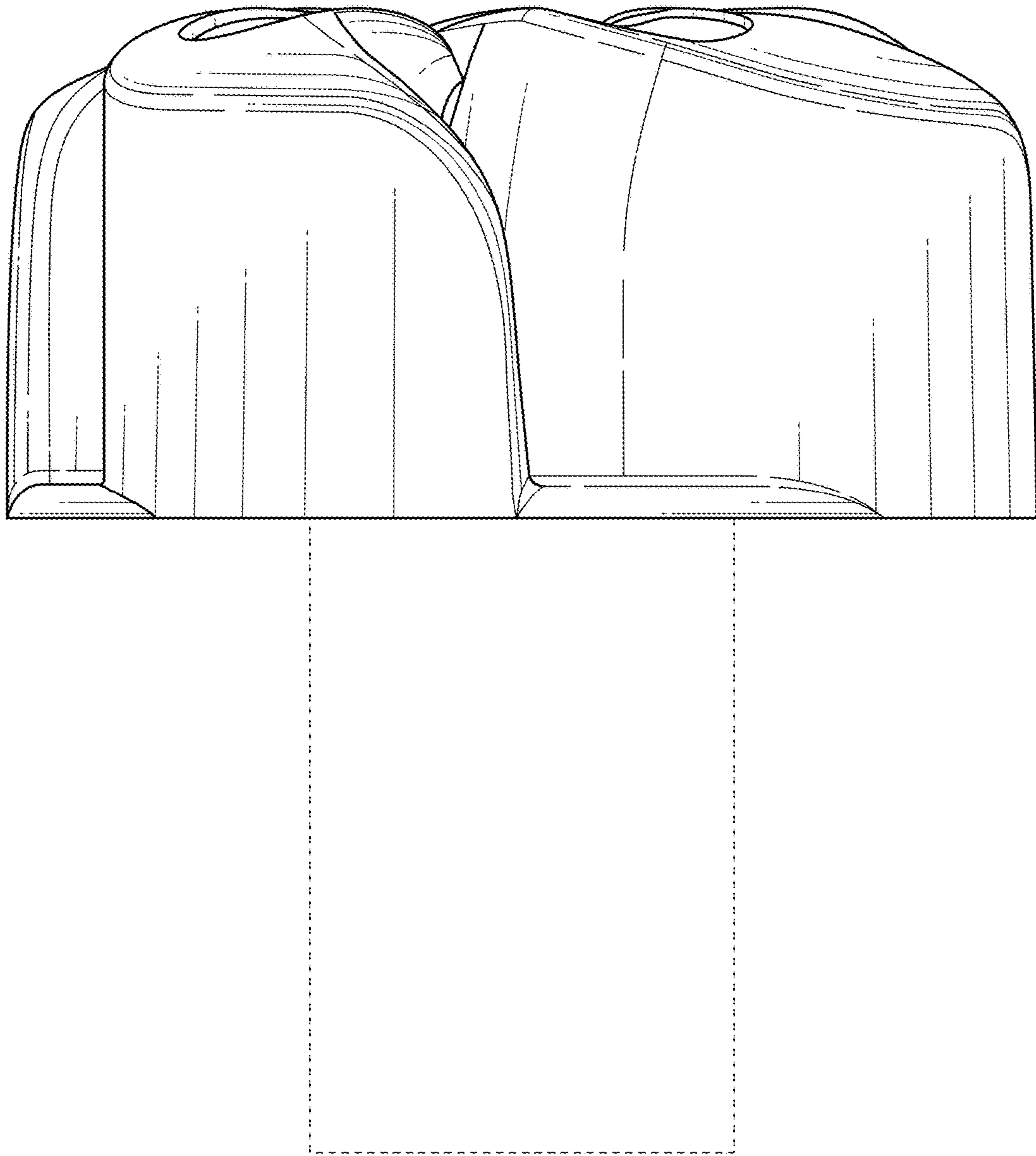


FIG. 5

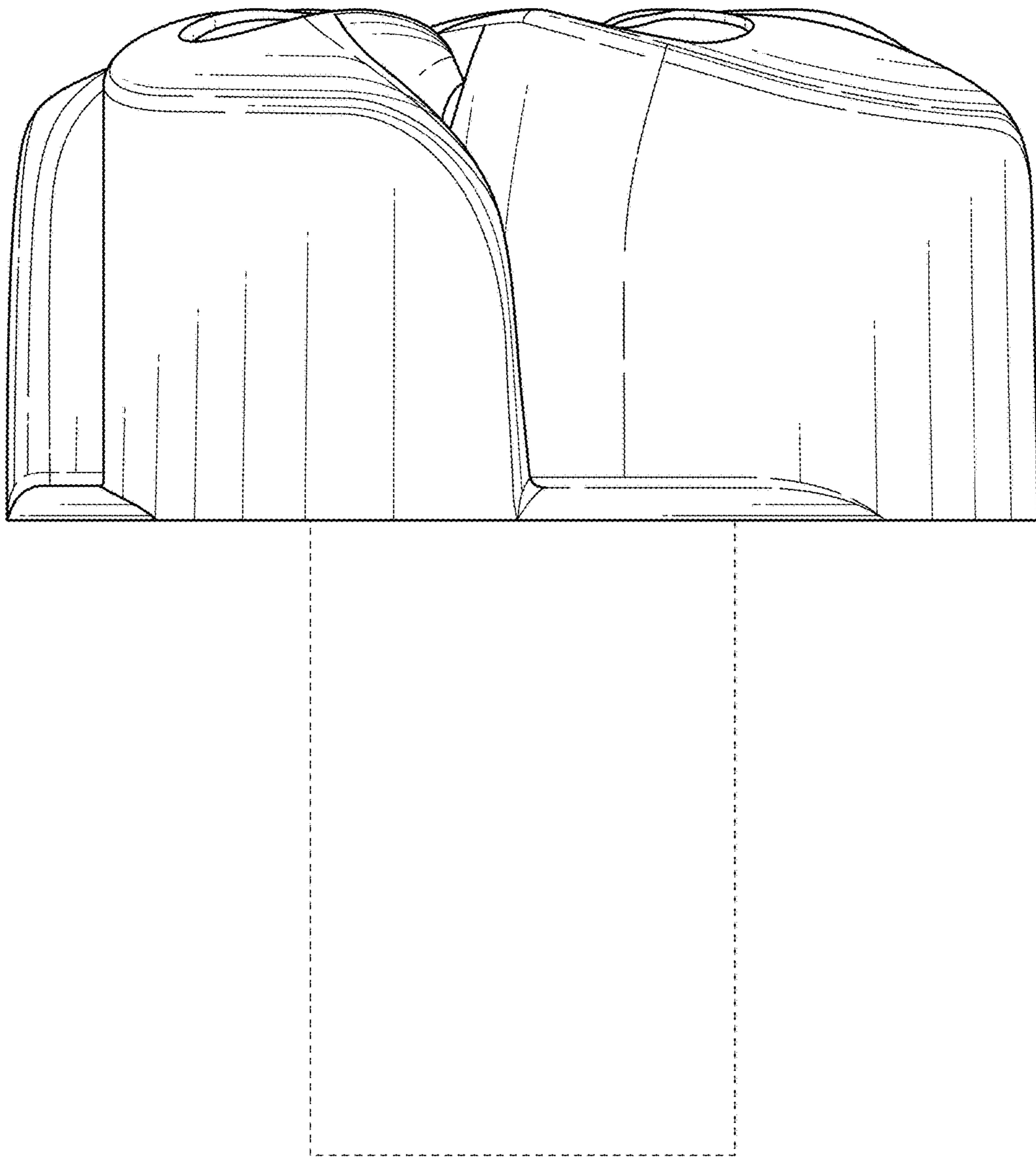


FIG. 6



FIG. 7