



US00D823470S

(12) **United States Design Patent** (10) **Patent No.:** **US D823,470 S**
Neubauer et al. (45) **Date of Patent:** **** Jul. 17, 2018**

(54) **REFERENCE ARRAY**

(71) Applicant: **Brainlab AG**, Feldkirchen (DE)

(72) Inventors: **Timo Neubauer**,
Grasbrunn-Neukeferloh (DE); **Melanie
Stulpe**, Rosenheim (DE); **Marc
Brokelmann**, Munich (DE)

(73) Assignee: **Brainlab AG**, Munich (DE)

(**) Term: **15 Years**

(21) Appl. No.: **29/548,540**

(22) Filed: **Dec. 15, 2015**

(30) **Foreign Application Priority Data**

Jul. 10, 2015 (EM) 002734657

(51) **LOC (11) Cl.** **24-01**

(52) **U.S. Cl.**
USPC **D24/158**

(58) **Field of Classification Search**
USPC D24/107, 158-161, 185, 186, 187, 231,
D24/128, 133, 140
CPC A61B 90/39; A61B 2090/3908; A61B
2090/392; A61B 2090/3937; A61B
2090/395; A61B 2090/3966; A61B
2090/3983; A61B 5/066
See application file for complete search history.

(56) **References Cited**

U.S. PATENT DOCUMENTS

D365,881 S * 1/1996 Tiefenthal D24/158
D685,478 S * 7/2013 Lomas D24/158
9,019,262 B2 * 4/2015 Ma A61B 8/4245
345/419

D761,428 S * 7/2016 Birkenbach D24/140
D778,441 S * 2/2017 Corrao, Jr. D24/140
2002/0068942 A1 * 6/2002 Neubauer A61B 17/154
606/88
2007/0016009 A1 * 1/2007 Lakin A61B 90/39
600/424
2008/0045972 A1 * 2/2008 Wagner A61B 90/39
606/130
2008/0195110 A1 * 8/2008 Plassy A61B 17/154
606/88
2009/0024127 A1 * 1/2009 Lechner A61B 90/39
606/53
2010/0100081 A1 * 4/2010 Tuma A61B 90/39
606/1
2015/0351863 A1 * 12/2015 Plassky A61B 90/39
600/424

* cited by examiner

Primary Examiner — Anhdao Doan

(74) *Attorney, Agent, or Firm* — Tucker Ellis LLP

(57) **CLAIM**

The ornamental design for a reference array, as shown and described.

DESCRIPTION

FIG. 1 is a perspective view of a reference array showing our new design.

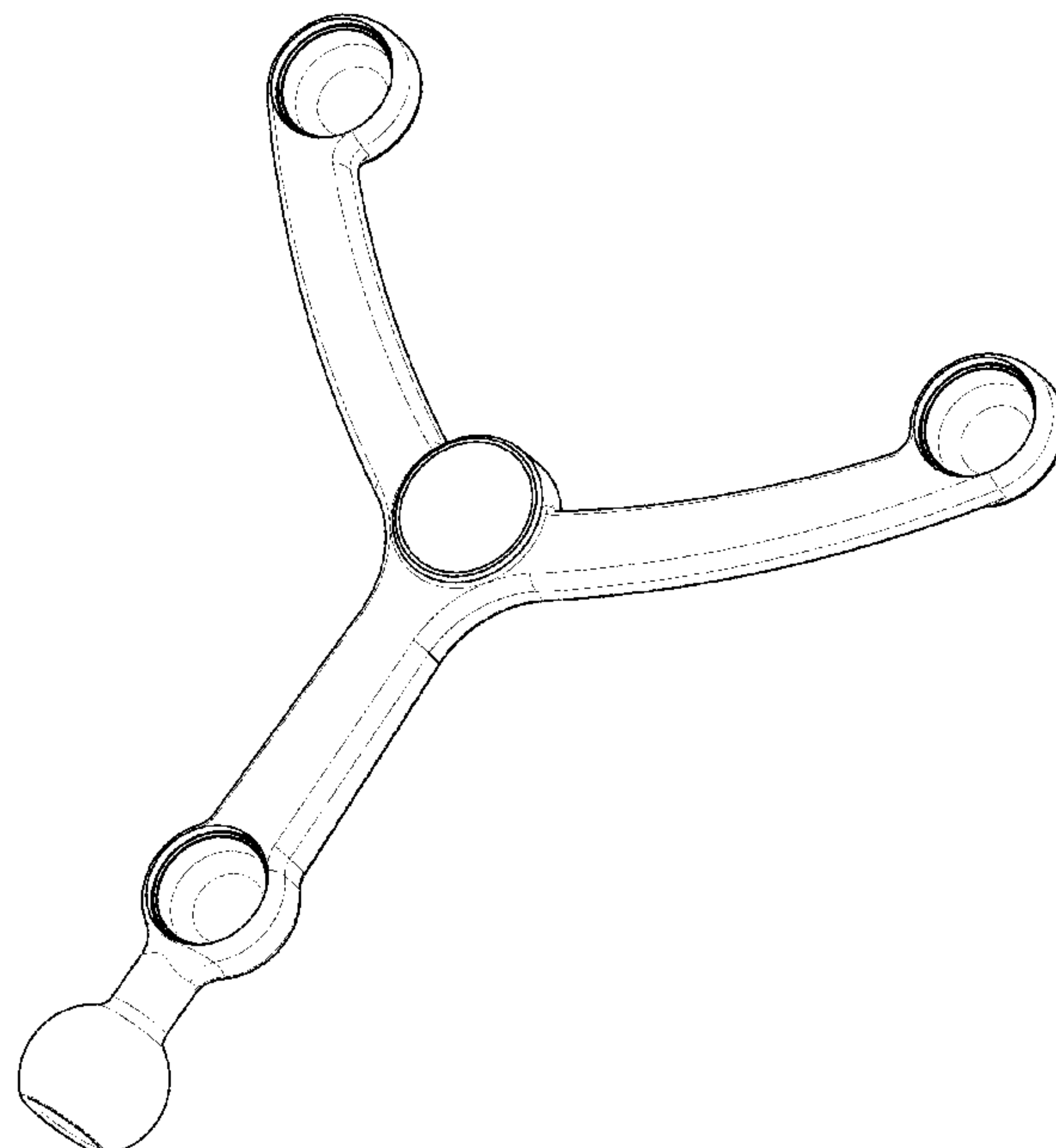
FIG. 2 is a front view thereof.

FIG. 3 is a rear view thereof; and,

FIG. 4 is a left side view thereof.

The broken lines immediately adjacent the shaded areas represent the bounds of the claim, while all other broken lines are directed to environment and are for illustrative purposes only; the broken lines form no part of the claimed design.

1 Claim, 4 Drawing Sheets



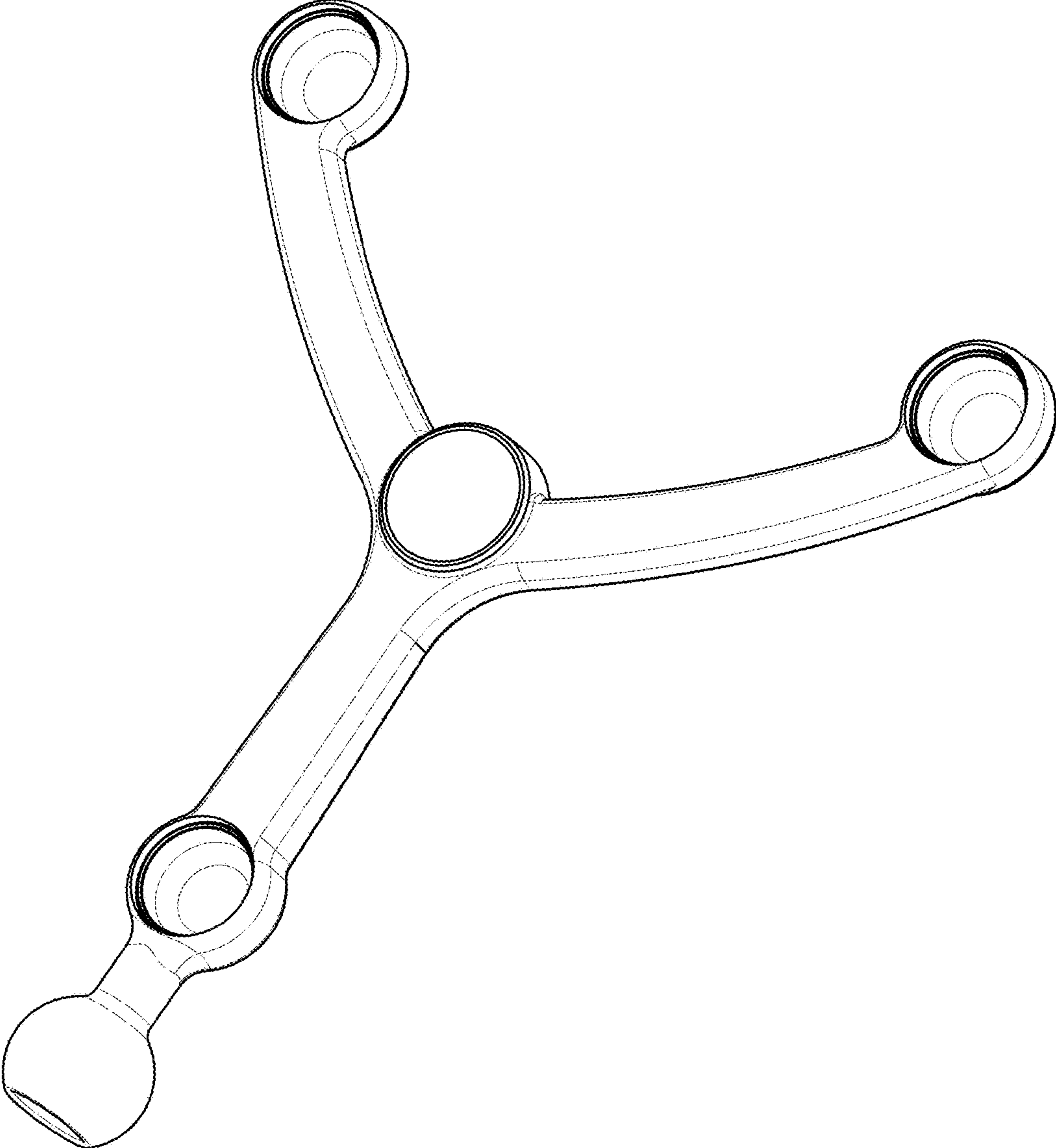


FIG. 1

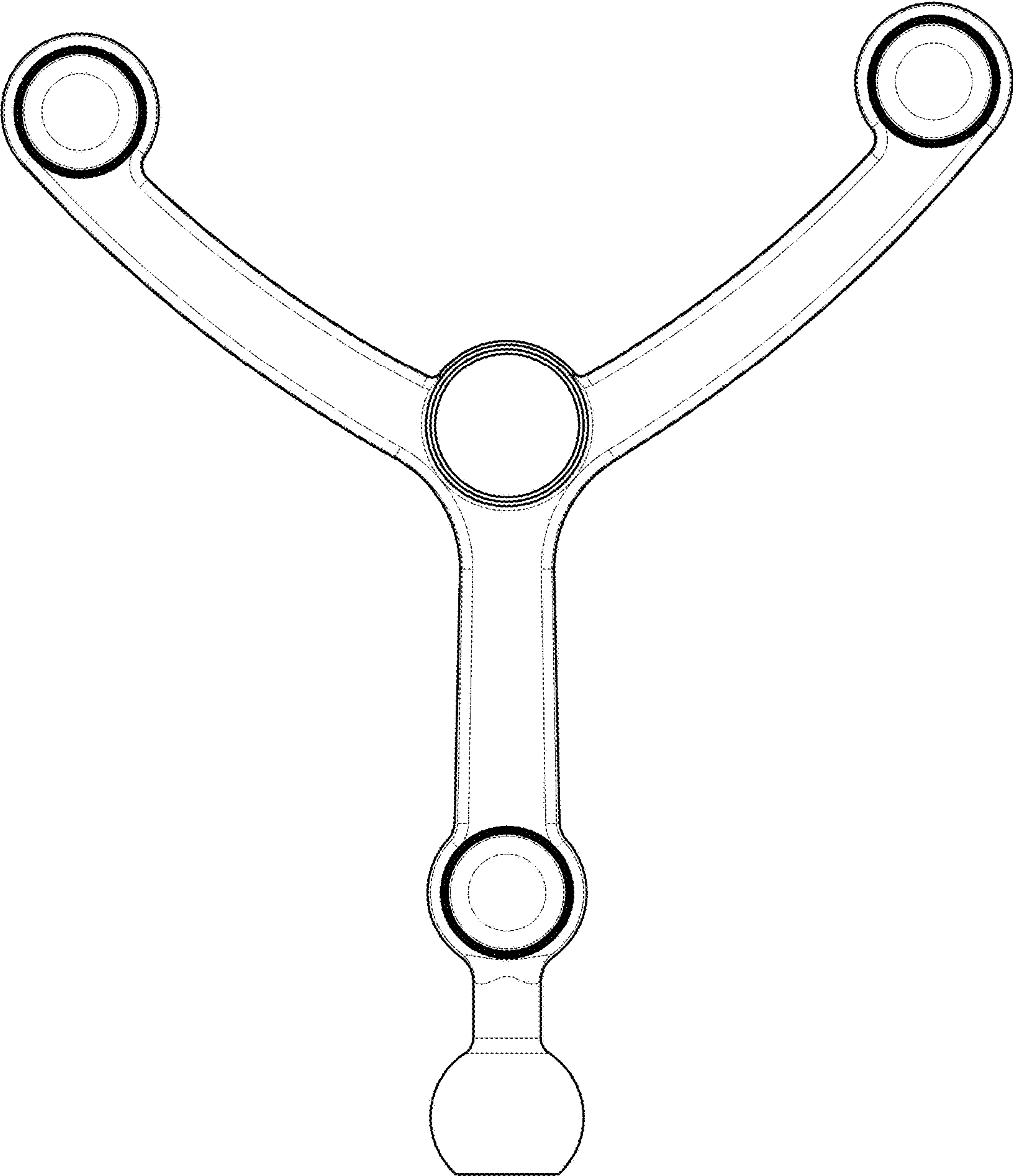


FIG. 2

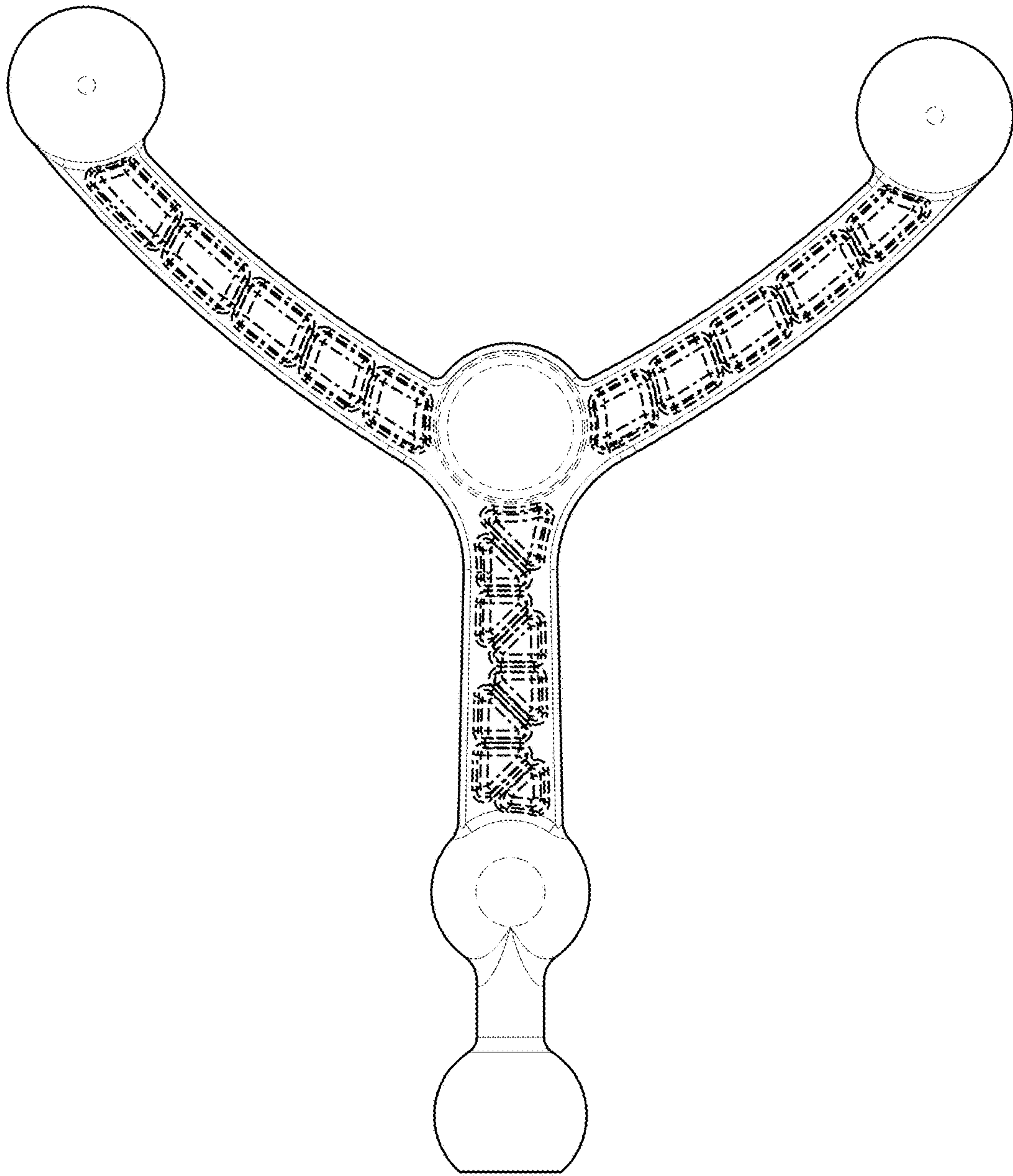


FIG. 3

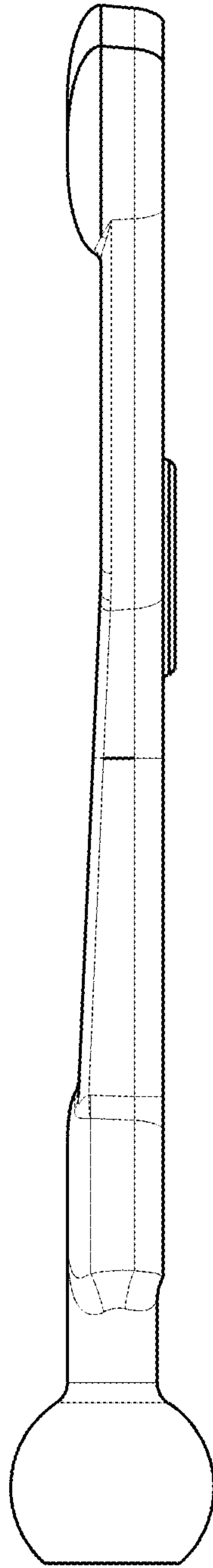


FIG. 4