



US00D823459S

(12) **United States Design Patent** (10) **Patent No.:** **US D823,459 S**  
**Bendek et al.** (45) **Date of Patent:** **\*\* Jul. 17, 2018**

(54) **MEDICAL INJECTOR**

FOREIGN PATENT DOCUMENTS

(71) Applicant: **SHL GROUP AB**, Nacka Strand (SE)

DE 102004063652 7/2006  
WO 01/95959 12/2001

(72) Inventors: **Antonio Bendek**, Vernon, NJ (US);  
**Lucio Giambattista**, East Hannover, NJ (US)

(Continued)

(73) Assignee: **SHL GROUP AB**, Nacka Strand (SE)

SHL group website, Madie pen injector, Nov. 13, 2017, [http://www.shl-group.com/Products\\_SHLMedical\\_PenInjectors\\_Madie.html](http://www.shl-group.com/Products_SHLMedical_PenInjectors_Madie.html) (Year: 2017).\*

(\*\*) Term: **15 Years**

(Continued)

(21) Appl. No.: **29/566,598**

(22) Filed: **Jun. 1, 2016**

*Primary Examiner* — David Muller  
*Assistant Examiner* — Nathan Johnston  
(74) *Attorney, Agent, or Firm* — McDonnell Boehnen Hulbert & Berghoff LLP

OTHER PUBLICATIONS

**Related U.S. Application Data**

(63) Continuation-in-part of application No. 14/948,641, filed on Nov. 23, 2015, now Pat. No. 9,744,308, (Continued)

(57) **CLAIM**

The ornamental medical injector, as shown and described.

(30) **Foreign Application Priority Data**

Dec. 15, 2009 (SE) ..... 0950958

(51) **LOC (11) Cl.** ..... **24-02**

(52) **U.S. Cl.**  
USPC ..... **D24/113**

(58) **Field of Classification Search**  
USPC ..... D24/112-114, 133, 186, 127-131;  
606/181, 185; 604/264, 272, 115, 232,  
(Continued)

**DESCRIPTION**

FIG. 1 is a front right perspective view of the medical injector showing our new design in an active state; FIG. 2 is a top plan view thereof; FIG. 3 is a bottom plan view thereof; FIG. 4 is a right side elevation view thereof; FIG. 5 is a left side elevation view thereof; FIG. 6 is a rear end elevation view thereof; FIG. 7 is a front end elevation view thereof; FIG. 8 is a front right perspective view of the medical injector in a non-active state; FIG. 9 is a top plan view thereof; FIG. 10 is a bottom plan view thereof; FIG. 11 is a right side elevation view thereof; FIG. 12 is a left side elevation view thereof; FIG. 13 is a rear end elevation view thereof; and, FIG. 14 is a front end elevation view thereof. The broken line showing is for the purpose of illustrating portions of the article and forms no part of the claimed design.

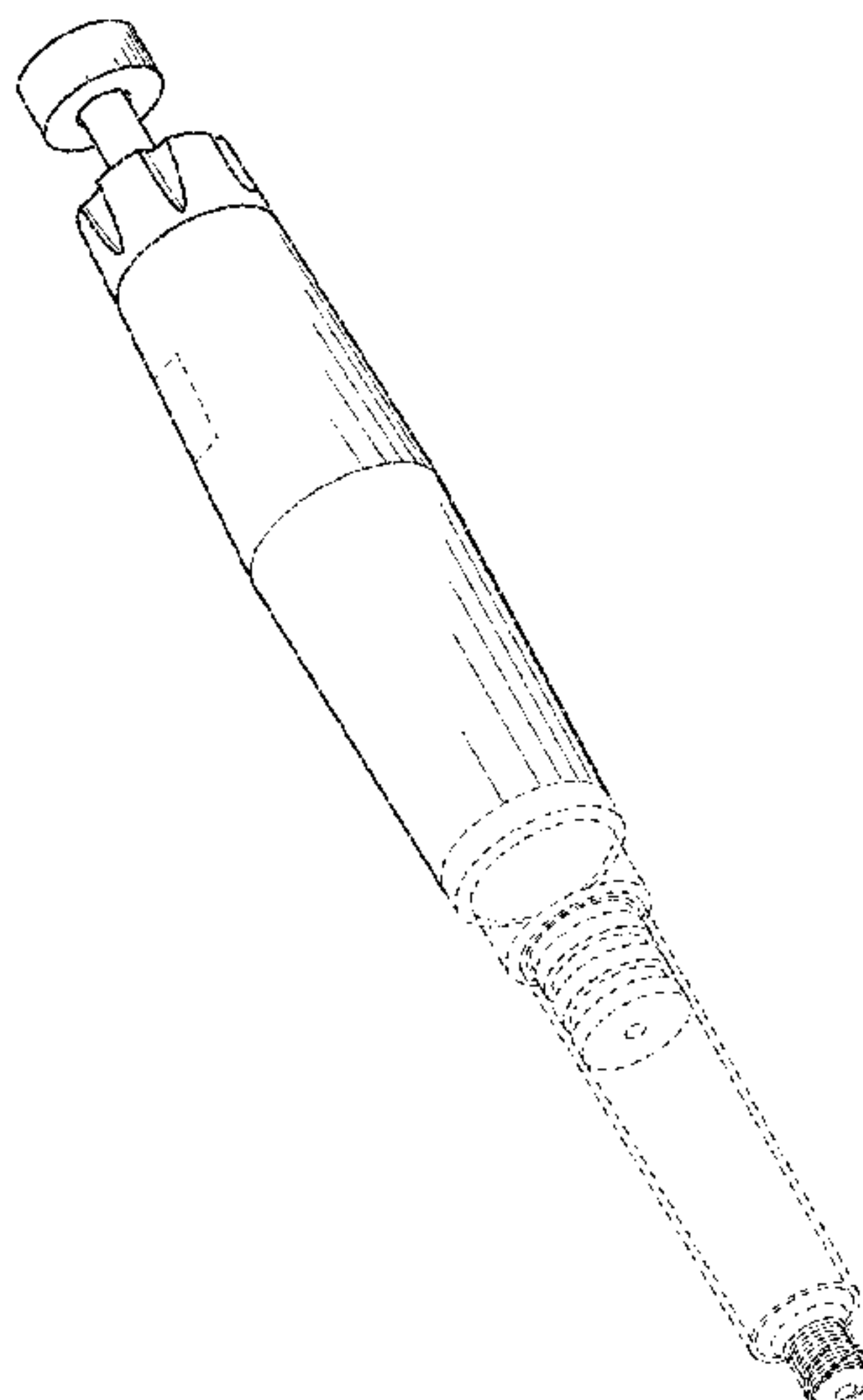
(56) **References Cited**

U.S. PATENT DOCUMENTS

5,921,966 A \* 7/1999 Bendek ..... A61M 5/24  
604/207

6,042,571 A 3/2000 Hjertman et al.  
(Continued)

**1 Claim, 6 Drawing Sheets**



**Related U.S. Application Data**

which is a continuation of application No. 14/449,671, filed on Aug. 1, 2014, now Pat. No. 9,744,307, which is a continuation of application No. 13/896,639, filed on May 17, 2013, now Pat. No. 8,827,962, which is a continuation of application No. 13/203,040, filed on Jan. 31, 2012, now Pat. No. 8,491,536.

(58) **Field of Classification Search**

USPC .. 604/187, 158, 164.08, 192, 263, 163, 181, 604/184, 198, 227; 600/101, 139, 143; 128/200.24, 207.14, 207.15; D19/115-123, 177, 193  
CPC ..... A61M 5/3156; A61M 5/31591; A61M 5/3155; A61M 5/3157; A61M 5/24; A61M 5/31501; A61M 5/31551; A61M 5/31585; A61M 2005/2407; A61M 2005/2492; A61M 2205/581; A61M 2205/582; A61M 37/0069; A61M 5/31511; A61M 5/31576; A61M 2205/60; A61M 2205/584; A61M 2205/32  
See application file for complete search history.

(56) **References Cited**

U.S. PATENT DOCUMENTS

6,221,053 B1 4/2001 Walters et al.  
D450,835 S \* 11/2001 Liu ..... D24/112  
D607,558 S \* 1/2010 Abry ..... D24/113  
D726,305 S \* 4/2015 Furukawa ..... D24/114  
D729,930 S \* 5/2015 Geert-Jensen ..... D24/112  
9,180,254 B2 \* 11/2015 Avery ..... A61M 5/24  
D758,571 S \* 6/2016 Geert-Jensen ..... D24/113  
D765,833 S \* 9/2016 Geert-Jensen ..... D24/112  
D777,908 S \* 1/2017 Amend Kwasnik ..... D24/113  
2005/0165363 A1 7/2005 Judson et al.  
2006/0111679 A1 \* 5/2006 Millerd ..... A61M 5/2429  
604/198  
2007/0299394 A1 \* 12/2007 Rolfe ..... A61M 5/3205  
604/110

2008/0215001 A1 \* 9/2008 Cowe ..... A61M 5/326  
604/110  
2008/0269688 A1 \* 10/2008 Colucci ..... A61M 5/31551  
604/189  
2009/0275914 A1 11/2009 Harms et al.  
2009/0275916 A1 11/2009 Harms et al.  
2011/0202011 A1 \* 8/2011 Wozencroft ..... A61M 5/2033  
604/192  
2011/0306947 A1 12/2011 Boyd et al.  
2012/0089097 A1 \* 4/2012 Harms ..... A61M 5/24  
604/187  
2012/0283648 A1 11/2012 Veasey et al.  
2012/0302964 A1 11/2012 MacDonald et al.  
2013/0218092 A1 \* 8/2013 Davies ..... A61M 5/32  
604/192  
2013/0345642 A1 \* 12/2013 Cowe ..... A61M 5/20  
604/189  
2014/0058333 A1 \* 2/2014 Cross ..... A61M 5/002  
604/198  
2014/0094757 A1 \* 4/2014 Mercer ..... A61M 5/2448  
604/191  
2015/0080811 A1 \* 3/2015 Wieselblad ..... A61M 5/3155  
604/207  
2015/0151053 A1 \* 6/2015 Holmqvist ..... A61M 5/24  
604/208  
2015/0190582 A1 \* 7/2015 Holmqvist ..... A61M 5/24  
604/189  
2016/0114107 A1 \* 4/2016 Soerensen ..... A61M 5/24  
604/506  
2016/0213857 A1 \* 7/2016 Plumptre ..... A61M 5/3202  
2016/0296711 A1 \* 10/2016 Blancke ..... A61M 5/31551  
2016/0317751 A1 \* 11/2016 Andersen ..... A61M 5/20

FOREIGN PATENT DOCUMENTS

WO 03/080160 10/2003  
WO 2008/101829 8/2008

OTHER PUBLICATIONS

International Search Report and Written Opinion for International Patent App. No. PCT/US2010/060022.

\* cited by examiner

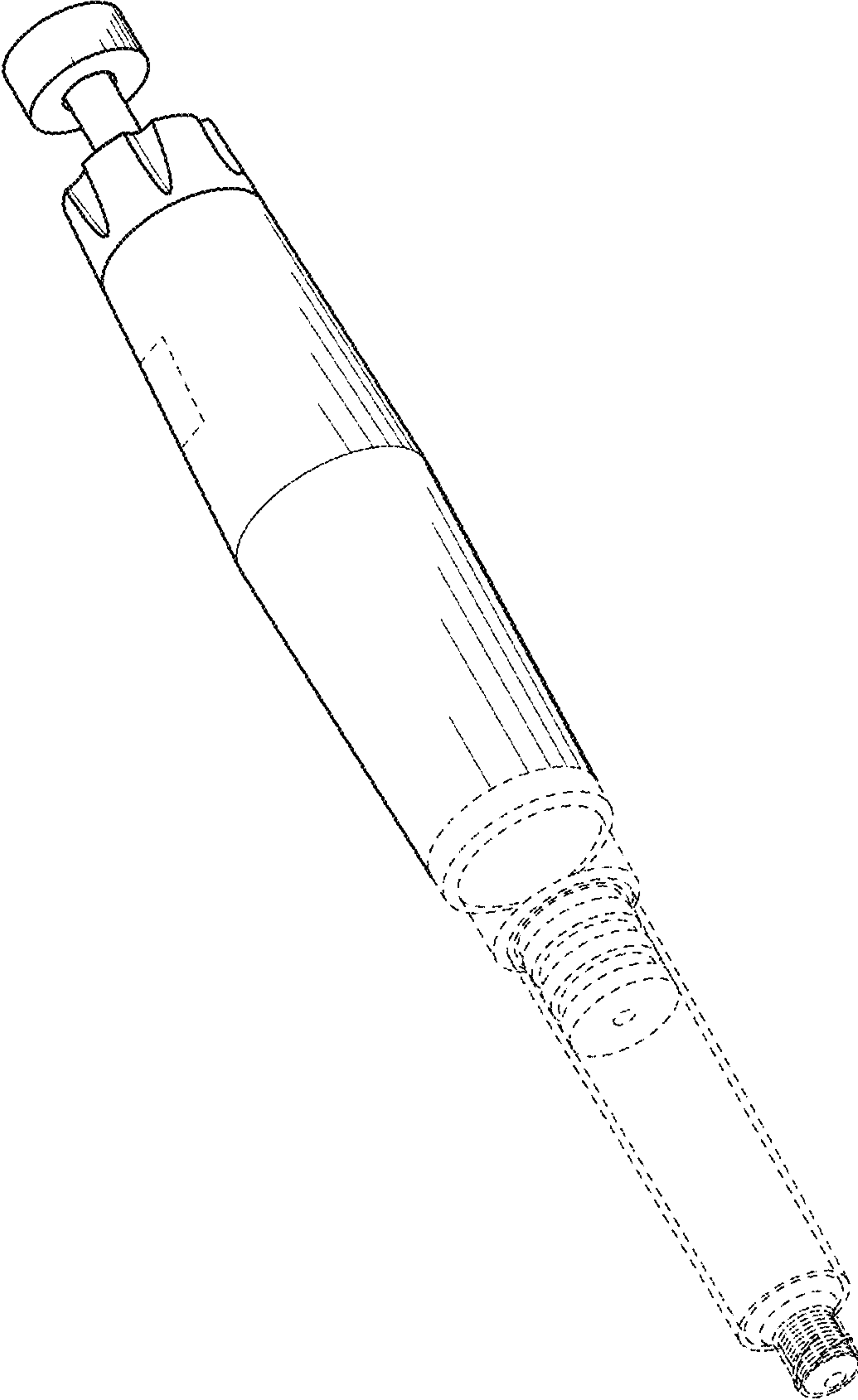


FIG. 1




FIG. 2




FIG. 3






FIG. 4




FIG. 5

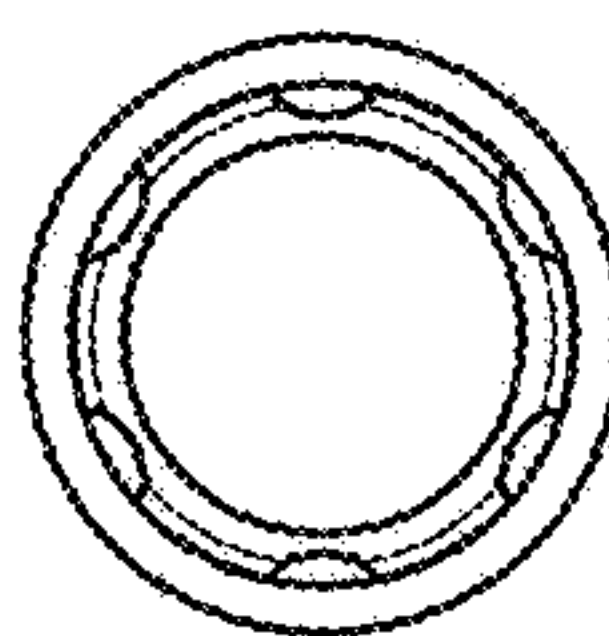


FIG. 6

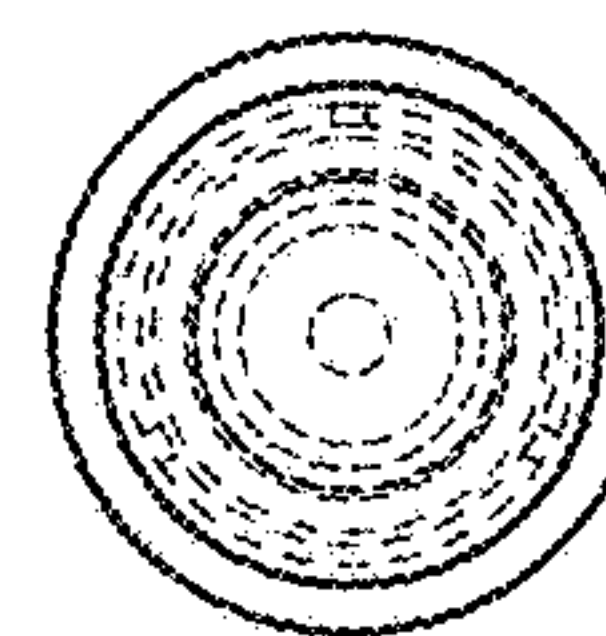


FIG. 7

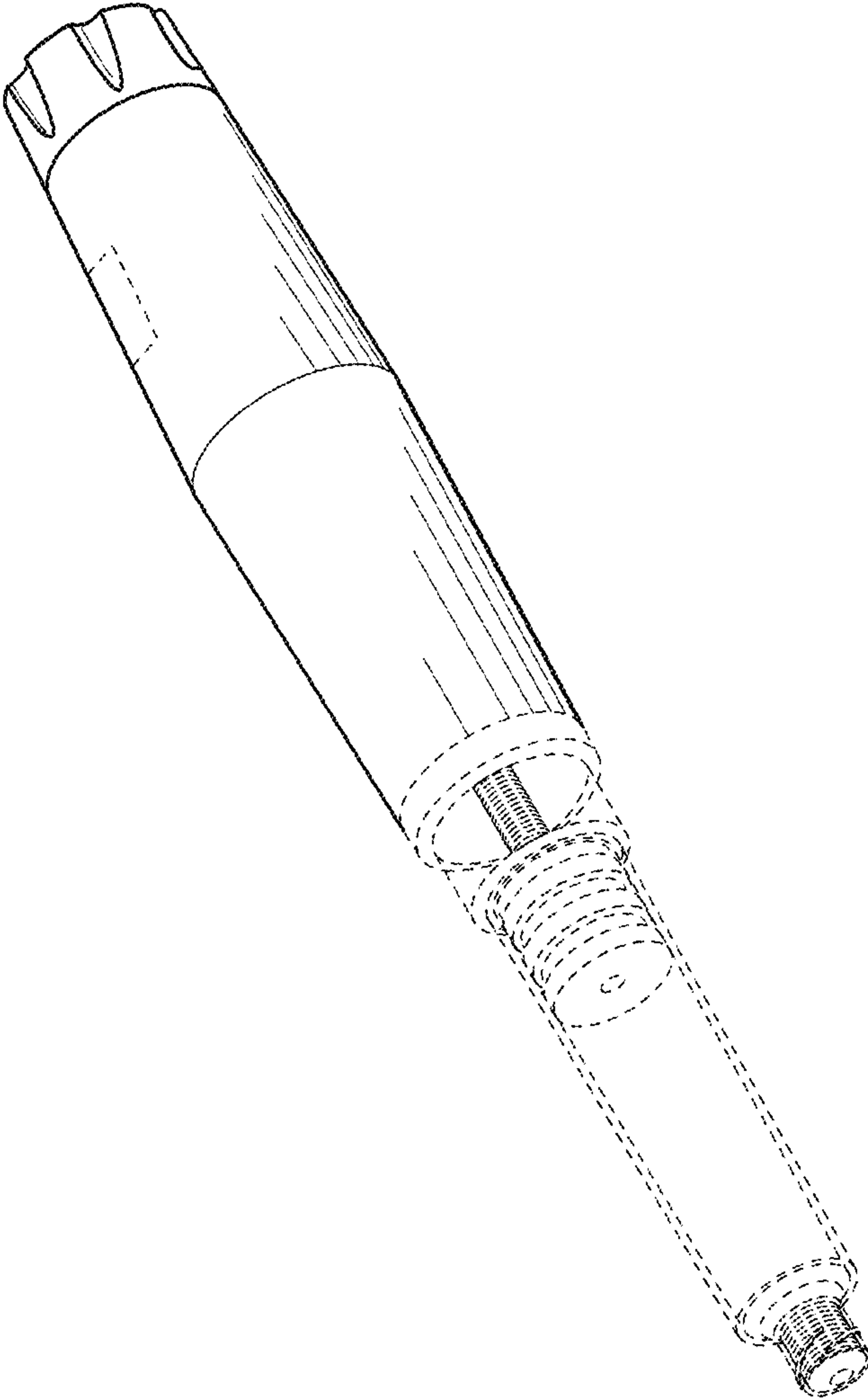


FIG. 8




FIG. 9




FIG. 10

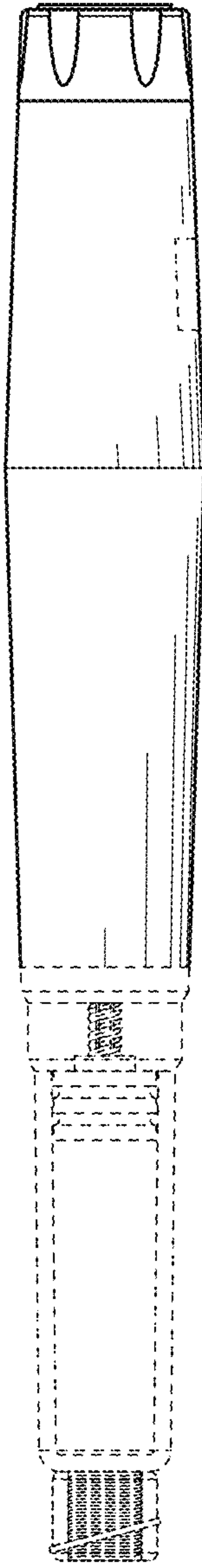


FIG. 11




FIG. 12

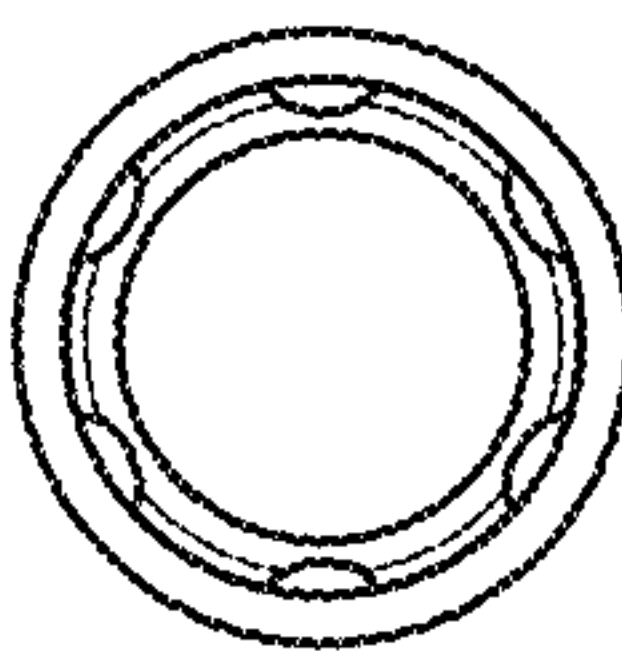


FIG. 13

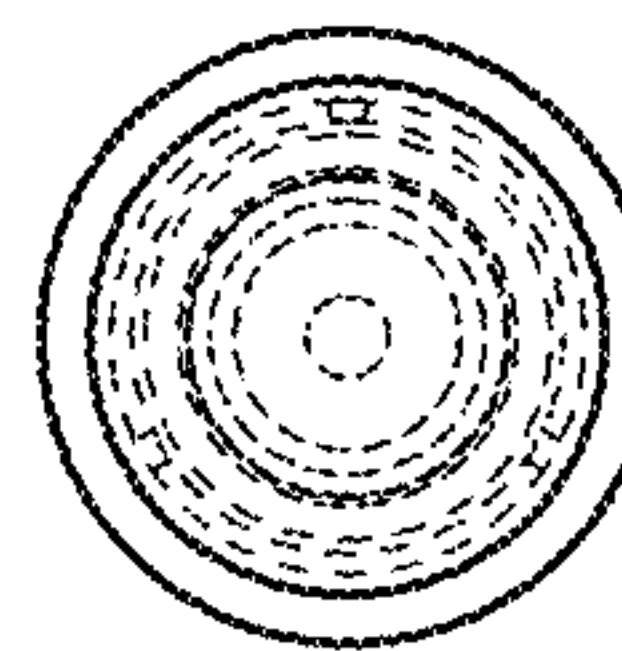


FIG. 14