



US00D823449S

(12) **United States Design Patent** (10) **Patent No.:** **US D823,449 S**
De' Longhi et al. (45) **Date of Patent:** **** Jul. 17, 2018**

(54) **HEATER**

(71) Applicant: **DE' LONGHI APPLIANCES S.R.L.**
CON UNICO SOCIO, Treviso (IT)

(72) Inventors: **Giuseppe De' Longhi**, Treviso (IT);
Mauro Cereser, San Dona' Di Piave (IT)

(73) Assignee: **DE' LONGHI APPLIANCES S.R.L.**
CON UNICO SOCIO, Treviso (IT)

(**) Term: **15 Years**

(21) Appl. No.: **29/613,782**

(22) Filed: **Aug. 14, 2017**

(30) **Foreign Application Priority Data**

Feb. 15, 2017 (EM) 3754316-0007

(51) **LOC (11) Cl.** **23-03**

(52) **U.S. Cl.**
USPC **D23/335**

(58) **Field of Classification Search**
USPC D23/314, 317, 318, 319, 320, 322, 323,
D23/325, 329, 332, 333, 335, 336, 337,
D23/338, 339, 340, 342, 351, 352, 354,
D23/355, 356, 357, 359, 360, 361, 362,
D23/363, 364, 366
CPC F24H 3/00; F24H 3/0411; F24H 3/0417;
F24H 9/0063; F24H 9/0073; F24H 9/02;
F24H 3/082; F24H 9/2071; F24H 3/002;
F24H 3/02; F04D 17/04; F04D 25/08;
F04D 25/10; H05B 3/008

See application file for complete search history.

(56) **References Cited**

U.S. PATENT DOCUMENTS

D402,742 S	*	12/1998	Chen	D23/335
D448,837 S	*	10/2001	Toro	D23/335
D467,324 S	*	12/2002	Ching	D23/335
D574,937 S	*	8/2008	Gao	D23/317
D578,626 S	*	10/2008	Gao	D23/317
D578,627 S	*	10/2008	Gao	D23/314
D580,027 S	*	11/2008	Gao	D23/317
D597,640 S	*	8/2009	Israel	D23/335
D606,182 S	*	12/2009	Lee	D23/314
D612,029 S	*	3/2010	Krapfl	D23/314
D626,641 S	*	11/2010	Ediger	D23/335

* cited by examiner

Primary Examiner — T. Chase Nelson

Assistant Examiner — Ania Aman

(74) *Attorney, Agent, or Firm* — Marshall, Gerstein & Borun LLP

(57) **CLAIM**

The ornamental design for a heater, as shown.

DESCRIPTION

FIG. 1 is a front, right-side, and top view of a heater showing the new design.

FIG. 2 is a top plan view of the heater.

FIG. 3 is a front elevation view of the heater.

FIG. 4 is a right-side elevation view of the heater.

FIG. 5 is a rear elevation view of the heater.

FIG. 6 is a left-side elevation view of the heater; and,

FIG. 7 is a bottom plan view of the heater.

1 Claim, 3 Drawing Sheets






Fig. 1




Fig. 2




Fig. 3




Fig. 4




Fig. 5




Fig. 6




Fig. 7