



US00D823437S

(12) **United States Design Patent**  
**Downey**

(10) **Patent No.:** **US D823,437 S**  
(45) **Date of Patent:** **\*\* Jul. 17, 2018**

- (54) **FAUCET SPOUT AND LEVER**
- (71) Applicant: **Spectrum Brands, Inc.**, Middleton, WI (US)
- (72) Inventor: **David Downey**, Mission Viejo, CA (US)
- (73) Assignee: **Spectrum Brands, Inc.**, Middleton, WI (US)
- (\*\*) Term: **15 Years**
- (21) Appl. No.: **29/590,059**
- (22) Filed: **Jan. 6, 2017**
- (51) **LOC (11) Cl.** ..... **23-01**
- (52) **U.S. Cl.**  
USPC ..... **D23/242**
- (58) **Field of Classification Search**  
USPC ..... D23/238-243, 249-250, 252, 254-255, D23/257; D8/307-308  
CPC ..... Y10T 137/9464  
See application file for complete search history.

- D534,244 S 12/2006 Kennard
- D538,892 S \* 3/2007 Gilbert ..... D23/238
- D629,873 S 12/2010 Roy
- D676,530 S \* 2/2013 Kwok ..... D23/252
- D767,728 S \* 9/2016 Flowers ..... D23/242
- D797,259 S \* 9/2017 Zhang ..... D23/257

\* cited by examiner

*Primary Examiner* — Robert A Delehanty  
(74) *Attorney, Agent, or Firm* — Banner & Witcoff, Ltd.

(57) **CLAIM**

The ornamental design for a faucet spout and lever, as shown and described.


**DESCRIPTION**

FIG. 1 is a front perspective view of a faucet spout and lever showing my new design;  
FIG. 2 is a front view thereof;  
FIG. 3 is a rear view thereof;  
FIG. 4 is a right side view thereof;  
FIG. 5 is a left side view thereof;  
FIG. 6 is a top view thereof; and,  
FIG. 7 is a bottom view thereof.  
The broken line showing of the spout and the bottom surfaces of the faucet in FIGS. 1, 2 and 7 represents unclaimed subject matter and forms no part of the claimed design.

(56) **References Cited**  
U.S. PATENT DOCUMENTS

- D490,504 S 5/2004 Lin
- D529,132 S 9/2006 Haug et al.

**1 Claim, 7 Drawing Sheets**






FIG. 1




FIG. 2




FIG. 3




FIG. 4




FIG. 5

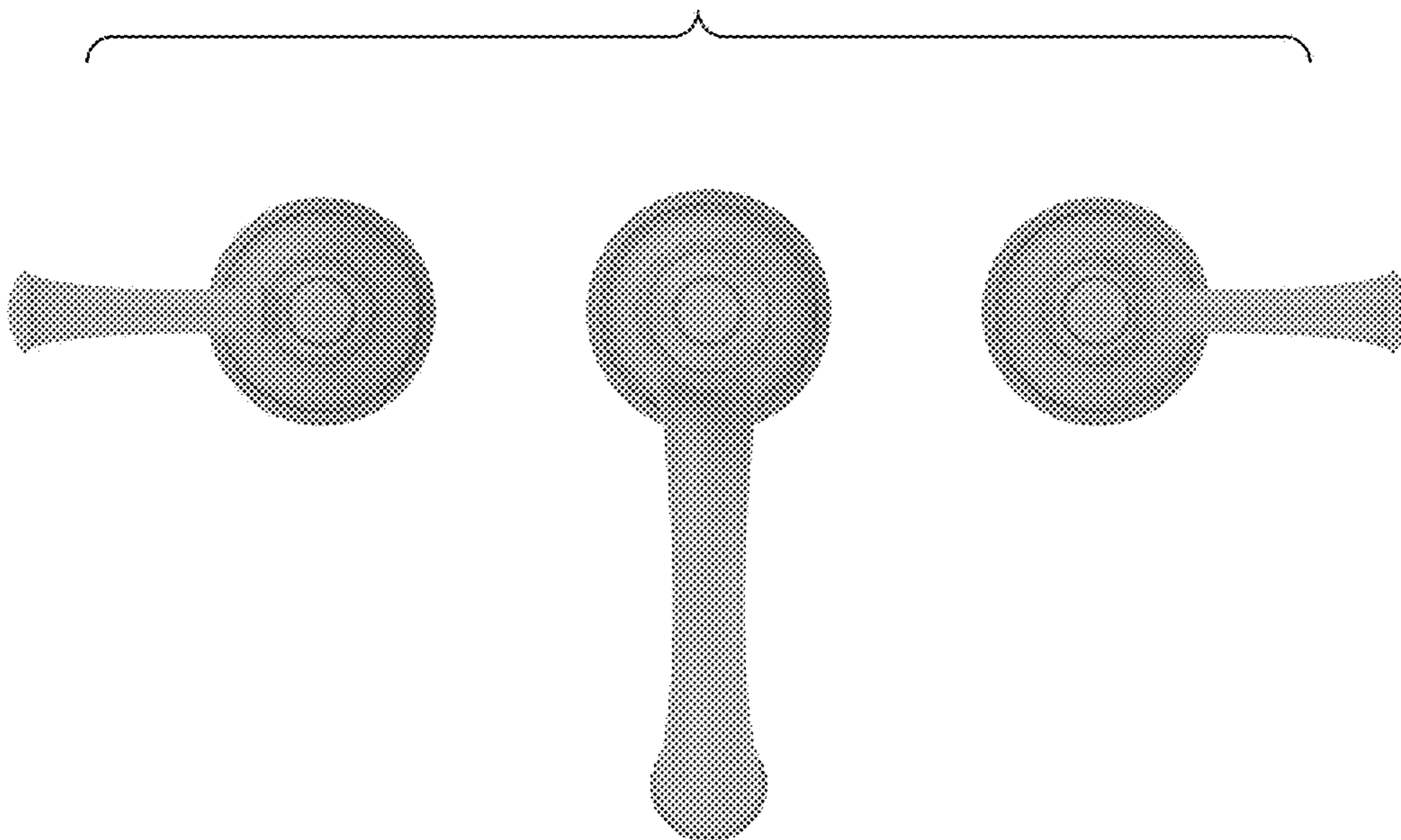


FIG. 6

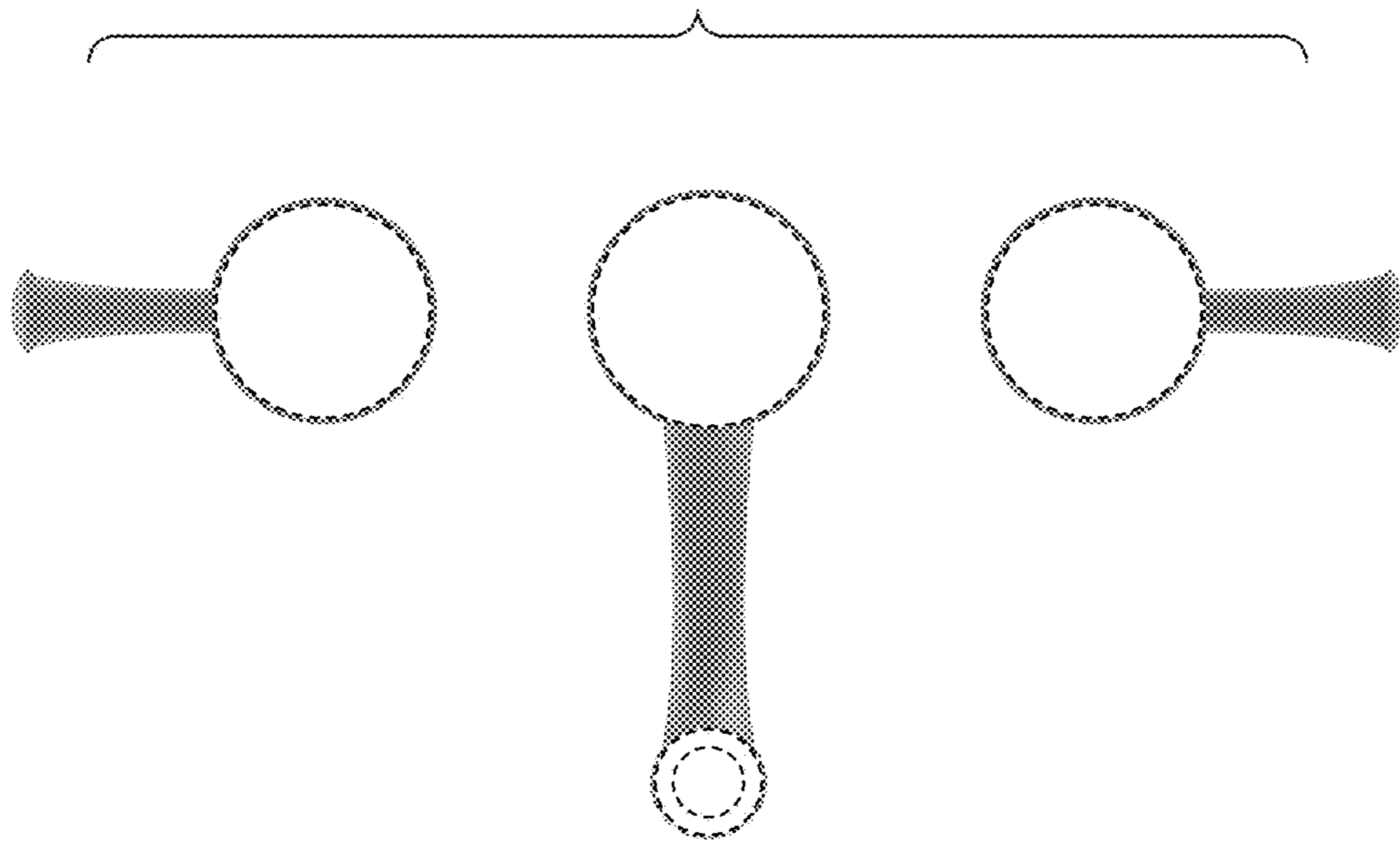


FIG. 7