



US00D823434S

(12) **United States Design Patent**
Downey

(10) **Patent No.:** **US D823,434 S**

(45) **Date of Patent:** **** Jul. 17, 2018**

(54) **FAUCET**

(71) Applicant: **Spectrum Brands, Inc.**, Middleton, WI (US)

(72) Inventor: **David Downey**, Mission Viejo, CA (US)

(73) Assignee: **Spectrum Brands, Inc.**, Middleton, WI (US)

(**) Term: **15 Years**

(21) Appl. No.: **29/590,087**

(22) Filed: **Jan. 6, 2017**

(51) **LOC (11) Cl.** **23-01**

(52) **U.S. Cl.**
USPC **D23/238**

(58) **Field of Classification Search**
USPC D23/238-243, 249-250, 252, 254-255, D23/257; D8/307-308
CPC Y10T 137/9464
See application file for complete search history.

(56) **References Cited**

U.S. PATENT DOCUMENTS

D517,169 S 3/2006 Ogata et al.
D517,655 S 3/2006 Ogata et al.
D557,383 S 12/2007 Gamer

D602,121 S 10/2009 Yabe et al.
D615,162 S 5/2010 Pan
D625,393 S 10/2010 Sieger
D645,938 S * 9/2011 Ando D23/238
D645,941 S 9/2011 Ando et al.
D657,026 S 4/2012 Berger et al.
D726,880 S * 4/2015 Kington D23/238
D759,203 S 6/2016 Flowers et al.
D767,721 S * 9/2016 Yoshioka D23/238
D809,103 S * 1/2018 Schoenherr D23/238

* cited by examiner

Primary Examiner — Robert A Delehanty

(74) *Attorney, Agent, or Firm* — Banner & Witcoff, Ltd.

(57) **CLAIM**

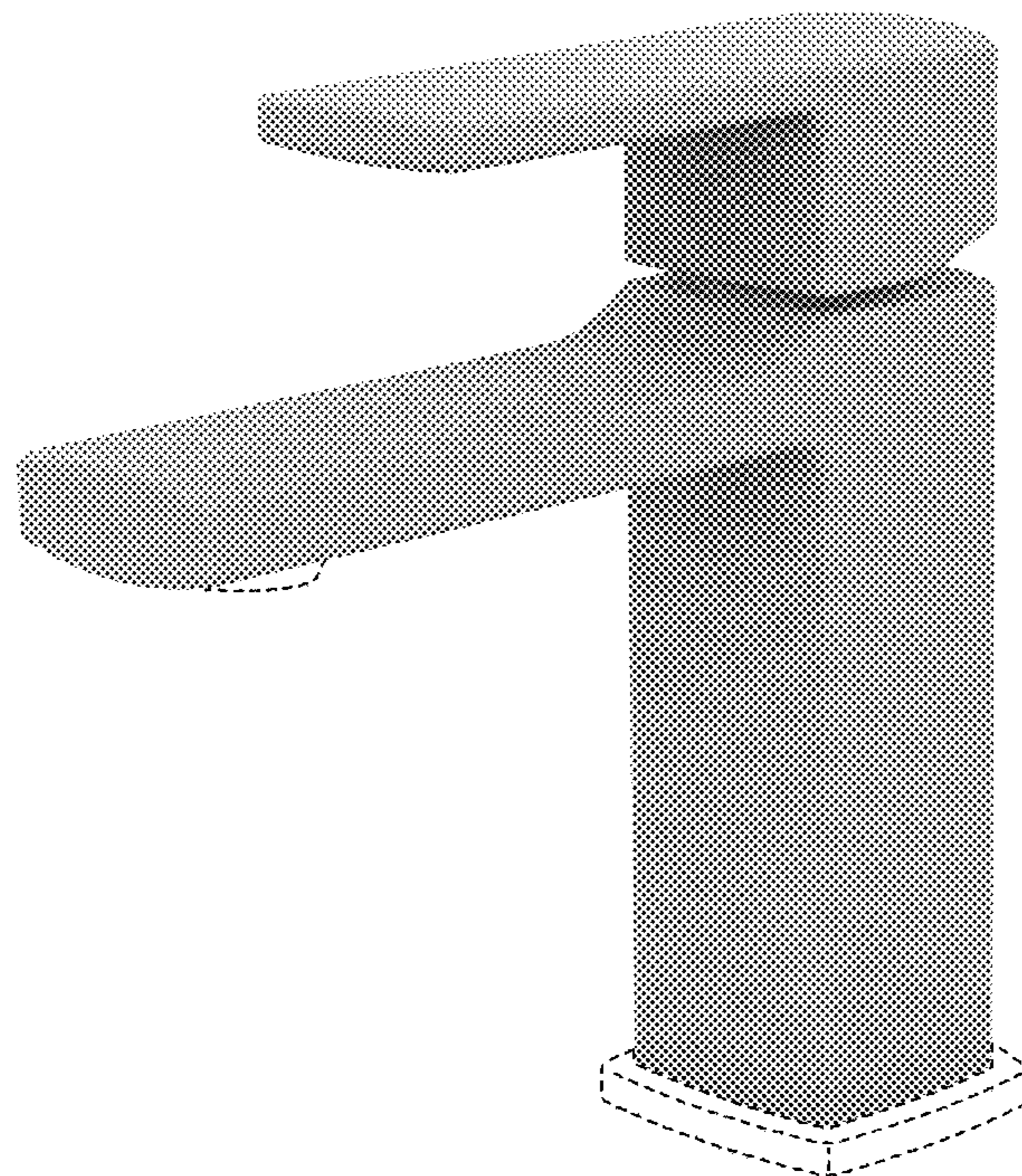
The ornamental design for a faucet, as shown and described.

DESCRIPTION

FIG. 1 is a front perspective view of a faucet showing my new design;
FIG. 2 is a front view thereof;
FIG. 3 is a rear view thereof;
FIG. 4 is a right side view thereof;
FIG. 5 is a left side view thereof;
FIG. 6 is a top view thereof; and,
FIG. 7 is a bottom view thereof.

The broken line showing the various portions of the faucet represents unclaimed subject matter and forms no part of the claimed design.

1 Claim, 5 Drawing Sheets






FIG. 1




FIG. 2




FIG. 3




FIG. 4




FIG. 5




FIG. 6




FIG. 7