



US00D823428S

(12) **United States Design Patent** (10) **Patent No.:** **US D823,428 S**
Stender (45) **Date of Patent:** **** *Jul. 17, 2018**

(54) **FISHING ROD WITH SPIRAL FISHING LINE GUIDES**

5,417,007 A 5/1995 Stotesbury et al.
5,564,214 A 10/1996 Tsurufuji
D380,806 S * 7/1997 Ostrander D22/139
(Continued)

(71) Applicant: **Scott Stender**, Anchorage, AK (US)

(72) Inventor: **Scott Stender**, Anchorage, AK (US)

(*) Notice: This patent is subject to a terminal disclaimer.

(**) Term: **15 Years**

(21) Appl. No.: **29/581,742**

(22) Filed: **Oct. 21, 2016**

Related U.S. Application Data

(63) Continuation-in-part of application No. 14/247,290, filed on Apr. 8, 2014, now Pat. No. 9,504,239.

(51) **LOC (11) Cl.** **22-05**

(52) **U.S. Cl.**
USPC **D22/137**

(58) **Field of Classification Search**
USPC D22/137-142; 43/18.1 R, 18.5, 23-24, 43/42.34, 53.5; 428/36.91, 438, 537.1
CPC A01K 85/14; A01K 87/00; A01K 87/04; A01K 87/025; A01K 97/18
See application file for complete search history.

(56) **References Cited**

U.S. PATENT DOCUMENTS

291,819 A 1/1884 Turrell
2,878,608 A 3/1959 O'Brien, Jr.
3,315,400 A 4/1967 Axelson
4,261,129 A 4/1981 Ohmura
4,873,780 A * 10/1989 Lancette A01K 87/00
43/25.2
D330,065 S * 10/1992 Debreczeni D22/138
5,259,140 A 11/1993 Epperson
5,276,991 A 1/1994 Stotesbury et al.
5,311,695 A 5/1994 Yasui

OTHER PUBLICATIONS

“What’s an ‘Acid Rod’?”, <<http://www.acidrod.com/acidrods.html>>, Retrieved from Waybackmachine, archived May 5, 2005.

Primary Examiner — Catherine R Oliver-Garcia
(74) *Attorney, Agent, or Firm* — Global Intellectual Property Agency, LLC; Jordan Sworen

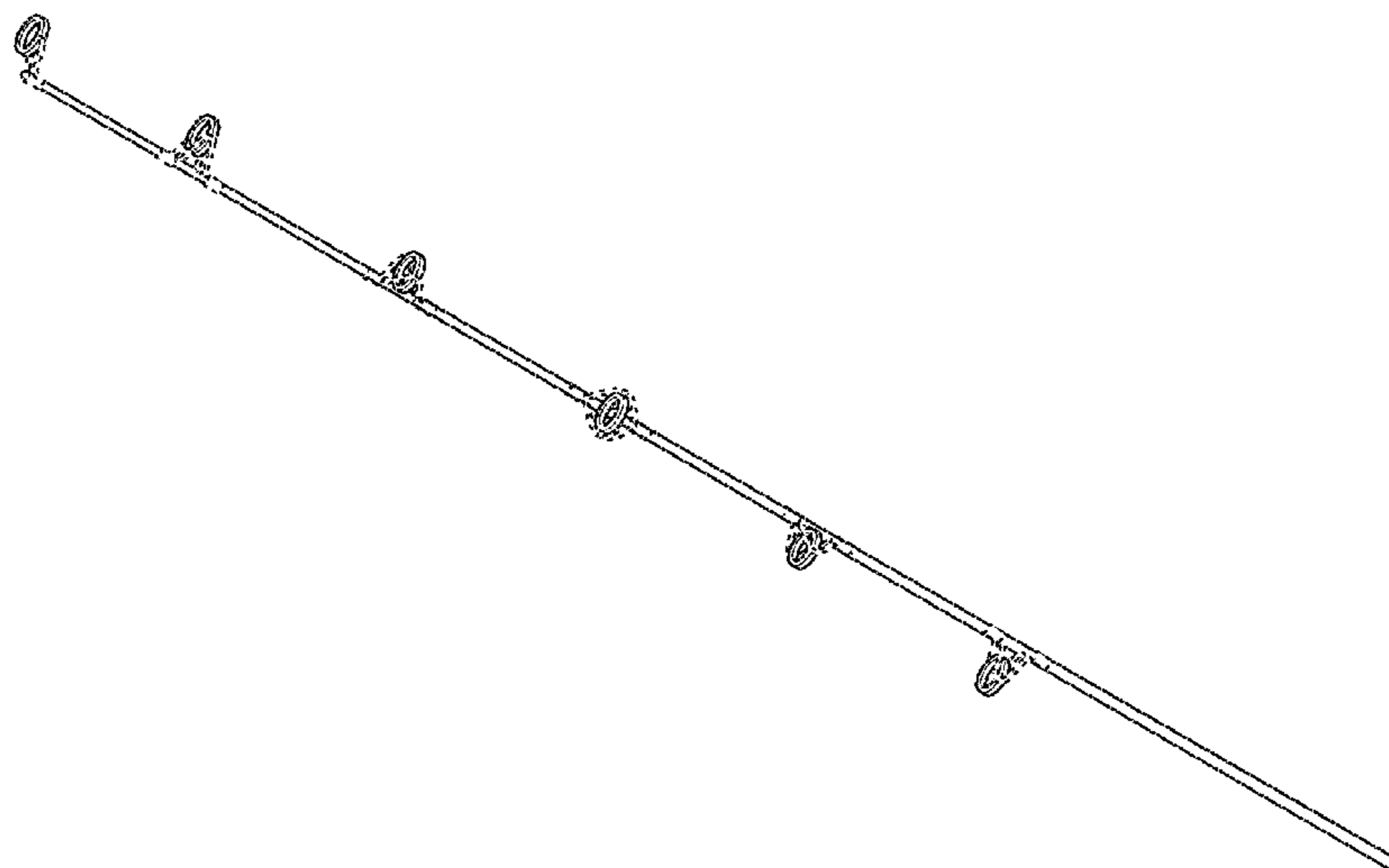
(57) **CLAIM**

The ornamental design for a fishing rod with spiral fishing line guides, as shown and described.

DESCRIPTION

FIG. 1 shows a perspective view of a fishing rod with spiral fishing line guides showing my new design;
FIG. 2 shows a right side view thereof;
FIG. 3 shows a left side view thereof;
FIG. 4 shows a front view thereof;
FIG. 5 shows a rear view thereof;
FIG. 6 shows a top plan view thereof;
FIG. 7 shows a bottom plan view thereof;
FIG. 8 shows a perspective view of another embodiment of a fishing rod with spiral fishing line guides showing my new design;
FIG. 9 shows a right side view thereof;
FIG. 10 shows a left side view thereof;
FIG. 11 shows a front view thereof;
FIG. 12 shows a rear view thereof;
FIG. 13 shows a top plan view thereof; and,
FIG. 14 shows a bottom plan view thereof.
The shade lines in the Figures show contour and not surface ornamentation.
The broken lines shown in the Figures show portions of the fishing rod with spiral fishing line guides which form no part of the claimed design.

1 Claim, 8 Drawing Sheets



(56)

References Cited

U.S. PATENT DOCUMENTS

6,269,585	B1	8/2001	Yasui et al.	
6,383,588	B1 *	5/2002	You	A01K 87/00 43/18.5
6,543,178	B2	4/2003	Sunaga et al.	
6,973,750	B1	12/2005	Kim	
D596,263	S *	7/2009	LaTouche	D22/138
7,913,442	B2	3/2011	Roth	
D750,195	S *	2/2016	Leffler	D22/137
9,504,239	B2 *	11/2016	Stender	A01K 87/025
D793,519	S *	8/2017	Grammond	D22/138
2008/0005953	A1	1/2008	Anderson	

* cited by examiner

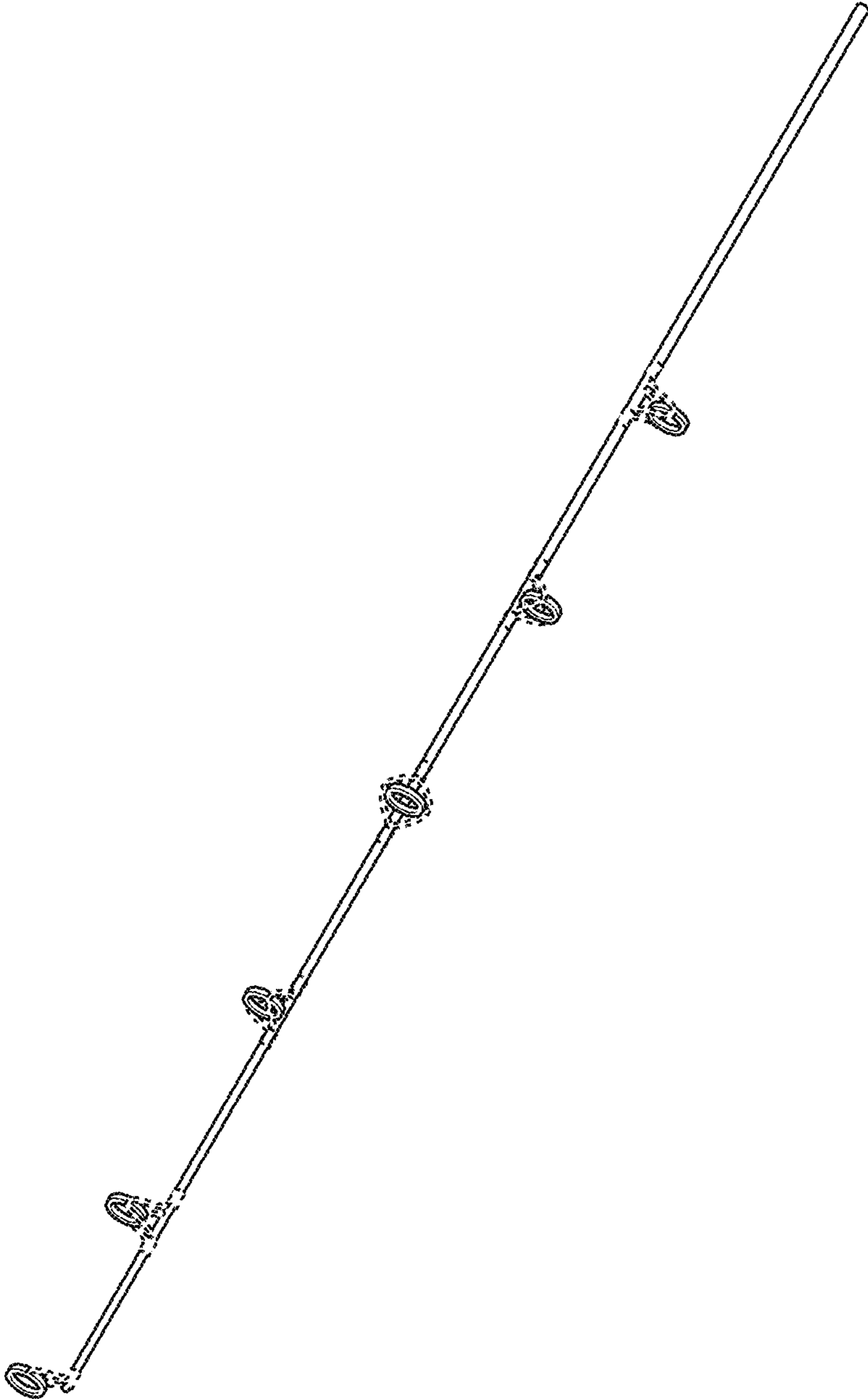


FIG. 1

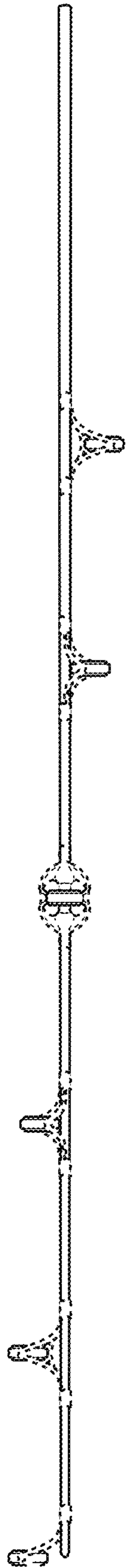


FIG. 2

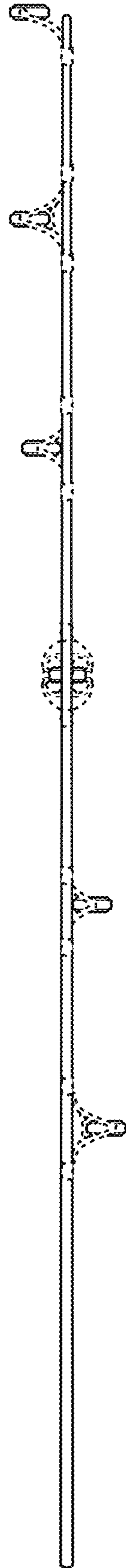


FIG. 3

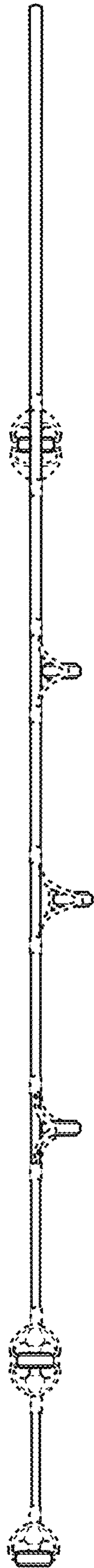


FIG. 4




FIG. 5



FIG. 7




FIG. 6

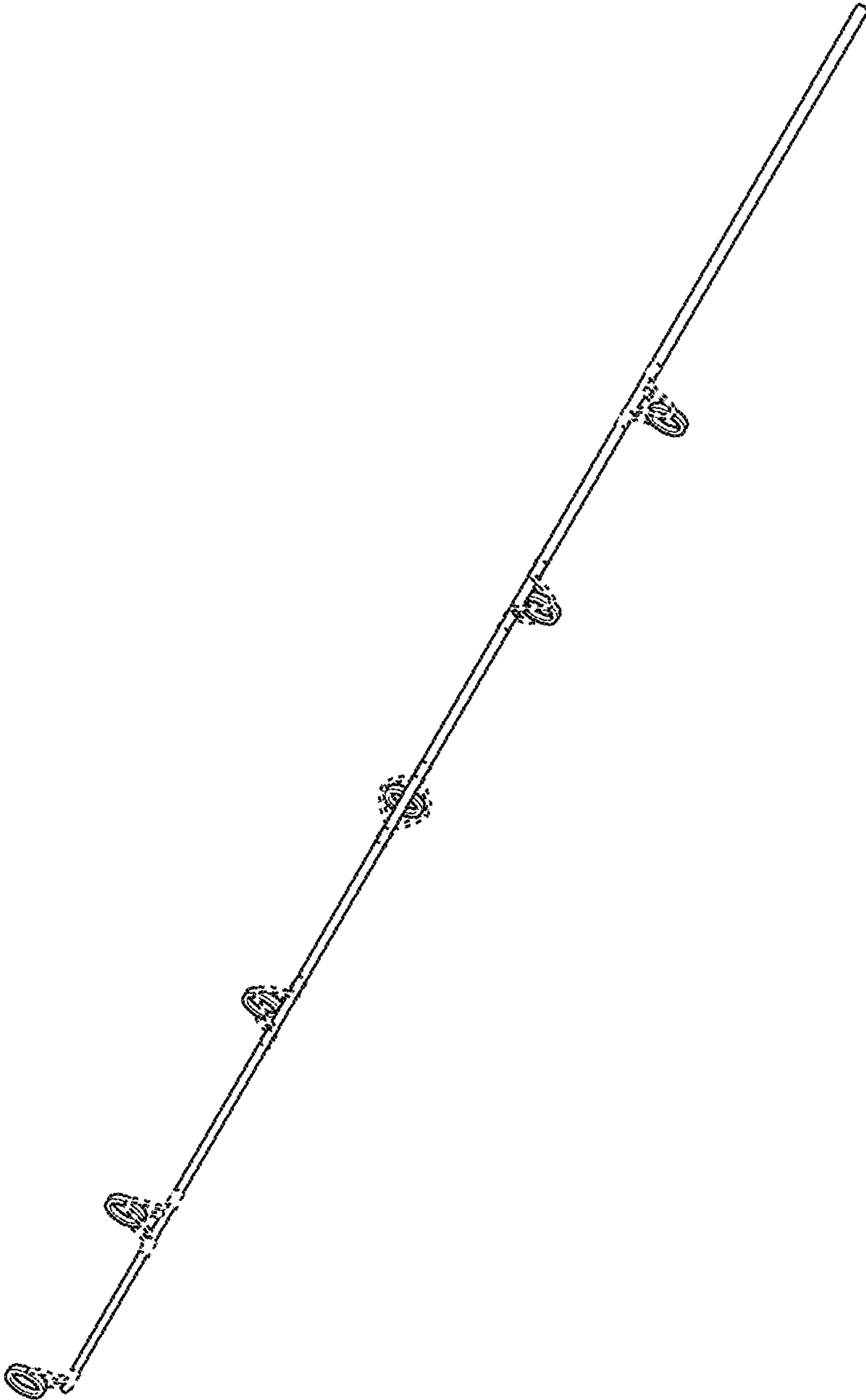


FIG. 8

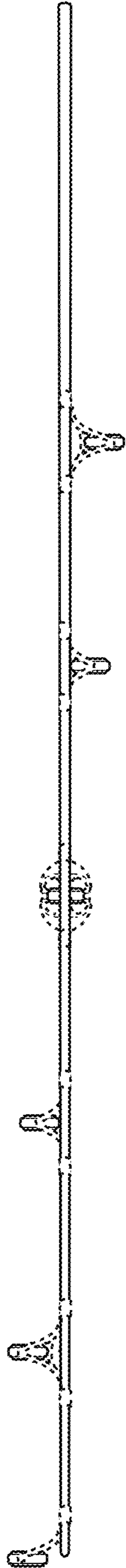


FIG. 9

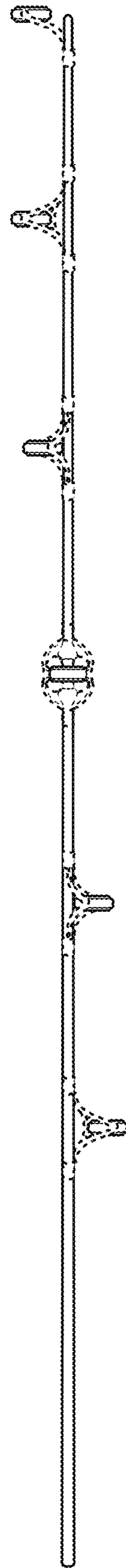


FIG. 10

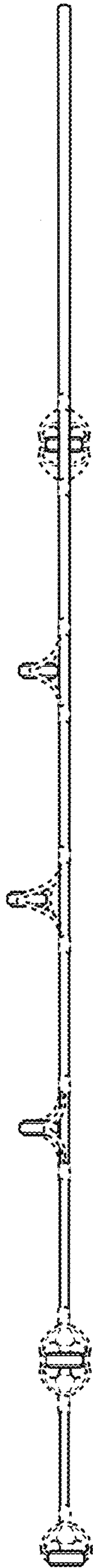


FIG. 11

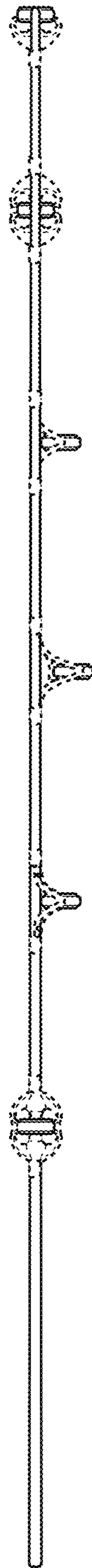


FIG. 12



FIG. 14



FIG. 13