



US00D823408S

(12) **United States Design Patent**
Dolezel

(10) **Patent No.:** **US D823,408 S**

(45) **Date of Patent:** **** Jul. 17, 2018**

- (54) **GOLF CLUB HEAD**
- (71) Applicant: **DUNLOP SPORTS CO. LTD.**,
Kobe-shi, Hyogo (JP)
- (72) Inventor: **Keith F. Dolezel**, Covina, CA (US)
- (73) Assignee: **DUNLOP SPORTS CO. LTD.**, Kobe
(JP)
- (**) Term: **15 Years**
- (21) Appl. No.: **29/606,995**
- (22) Filed: **Jun. 9, 2017**
- (51) **LOC (11) Cl.** **21-02**
- (52) **U.S. Cl.**
USPC **D21/747**
- (58) **Field of Classification Search**
USPC D21/747-751, 759
CPC A63B 53/00; A63B 53/02; A63B 53/04;
A63B 53/047; A63B 53/0475; A63B
2053/0479; A63B 2053/0483; A63B
2053/0445; A63B 60/00; A63B 60/46
See application file for complete search history.

D596,251 S *	7/2009	Guerrette	D21/747
D627,845 S *	11/2010	Day	D21/759
D629,477 S *	12/2010	Rollinson	D21/752
D675,690 S *	2/2013	Breier	D21/747
D694,843 S *	12/2013	Brunski	D21/759
8,795,102 B2 *	8/2014	Knight	A63B 53/047 473/350
D732,128 S *	6/2015	Dolezel	D21/759
D733,820 S *	7/2015	Dolezel	D21/747
D746,926 S *	1/2016	Parsons	D21/747
D754,806 S *	4/2016	Bacon	D21/747
D764,610 S *	8/2016	Parsons	D21/747
D766,388 S *	9/2016	Wang	D21/747
D779,007 S *	2/2017	Oyler	D21/747
D791,893 S *	7/2017	Wang	D21/747
D797,223 S *	9/2017	Kitching, Jr.	D21/747
D807,975 S *	1/2018	Wang	D21/747
D815,704 S *	4/2018	Clarke	D21/747

(Continued)

Primary Examiner — Mitchell Siegel

(74) *Attorney, Agent, or Firm* — Oliff PLC

(57) **CLAIM**

The ornamental design for a golf club head, as shown and described.

DESCRIPTION

FIG. 1 is a rear, heel-side, perspective view of the golf club head;
 FIG. 2 is a front elevational view thereof;
 FIG. 3 is a top plan view thereof;
 FIG. 4 is a heel-side elevational view thereof;
 FIG. 5 is a toe-side elevational view thereof;
 FIG. 6 is a rear elevational view thereof;
 FIG. 7 is a bottom plan view thereof; and,
 FIG. 8 is a cross-sectional view thereof taken along line 8-8 in FIG. 6.

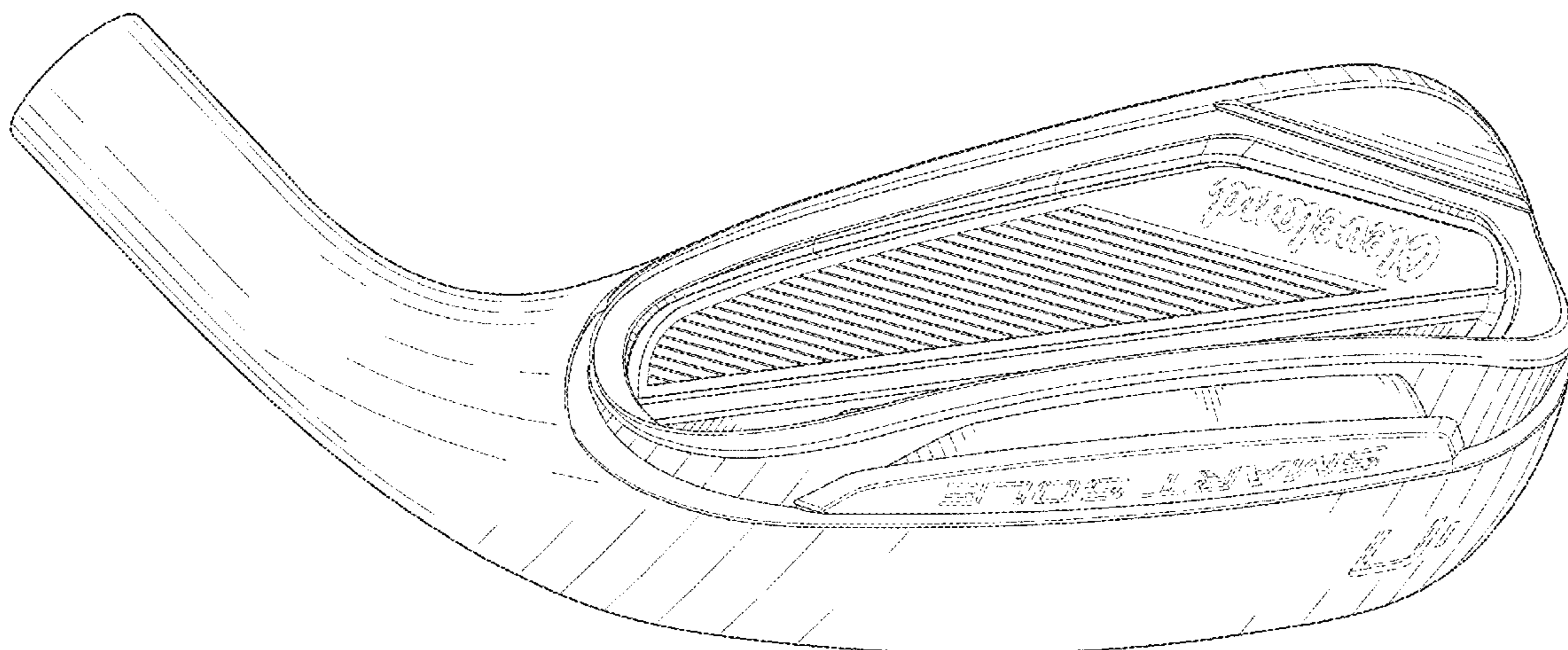
The broken lines depict unclaimed parts of the golf club head, and thus form no part of the claimed design.

1 Claim, 7 Drawing Sheets

(56) **References Cited**

U.S. PATENT DOCUMENTS

3,862,759 A *	1/1975	Evans	A63B 53/04 473/328
D332,812 S *	1/1993	Solheim	D21/748
D344,778 S *	3/1994	Solheim	D21/748
D357,293 S *	4/1995	Solheim	D21/748
D357,294 S *	4/1995	Solheim	D21/748
D473,605 S *	4/2003	Petersen	D21/747
D510,970 S *	10/2005	Elias	D21/759
D569,932 S *	5/2008	Peterman	D21/748
D574,045 S *	7/2008	Kim	D21/747
D574,914 S *	8/2008	Oldknow	D21/759
D577,399 S *	9/2008	Oldknow	D21/759
D591,809 S *	5/2009	Carllyle	D21/747



(56)

References Cited

U.S. PATENT DOCUMENTS

2014/0274441 A1* 9/2014 Greer A63B 53/06
473/290

* cited by examiner

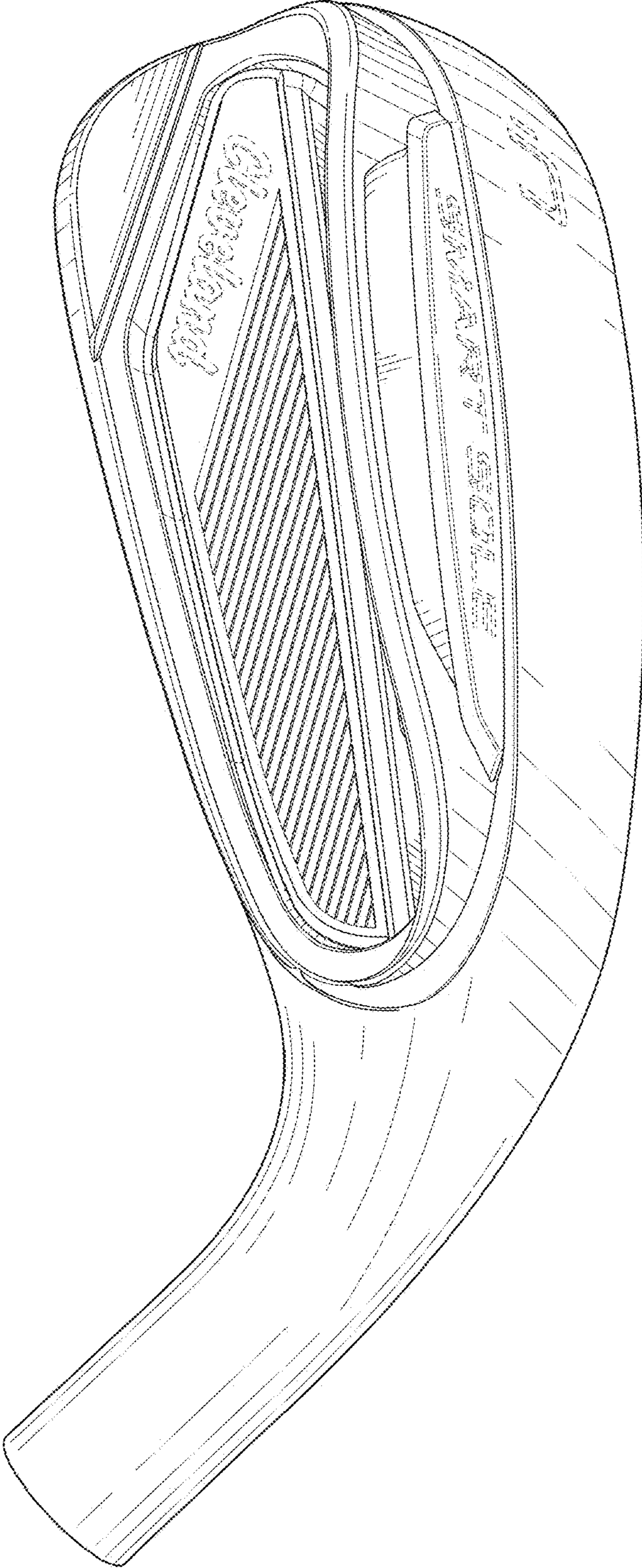


FIG. 1

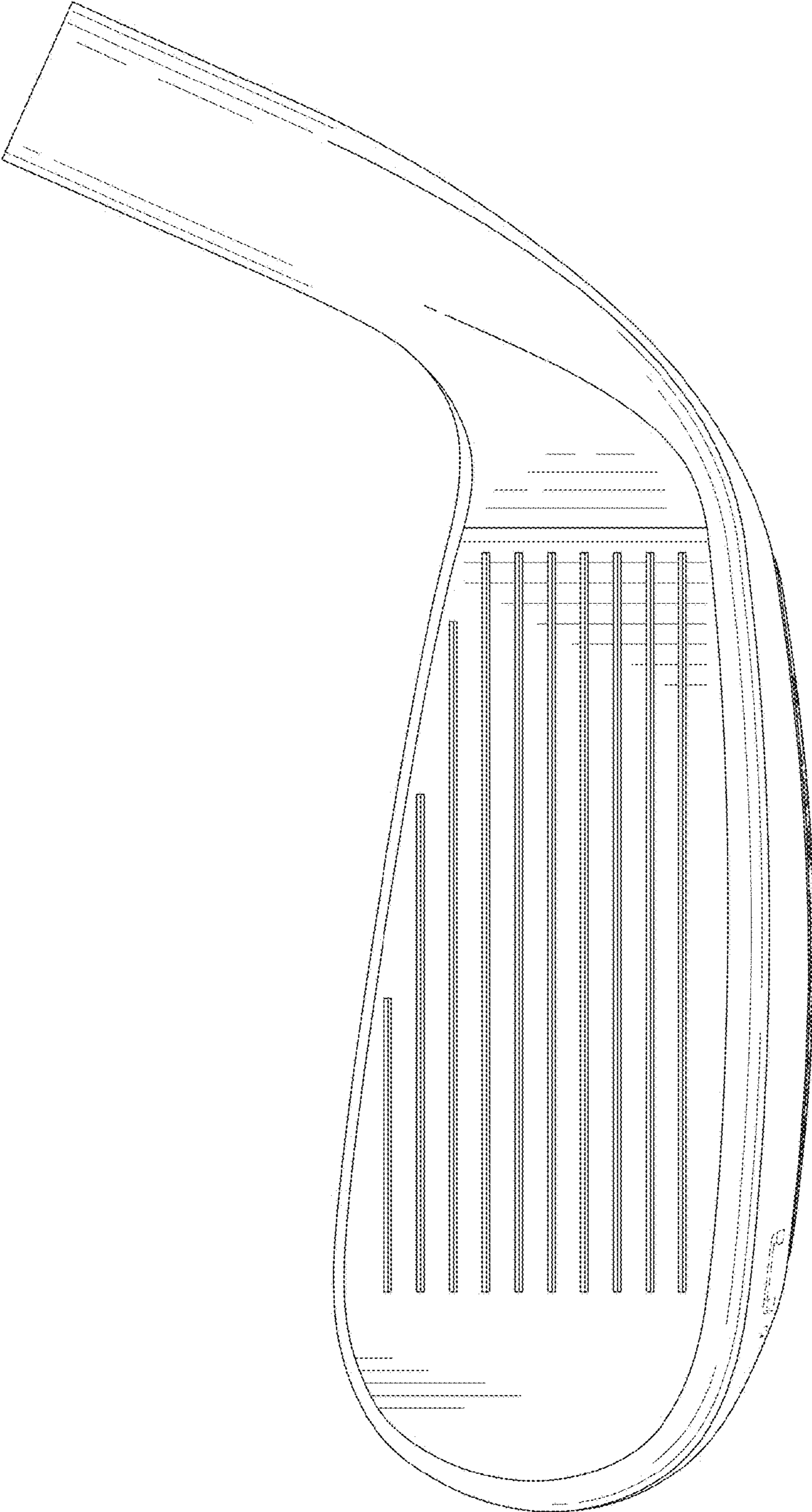


FIG. 2

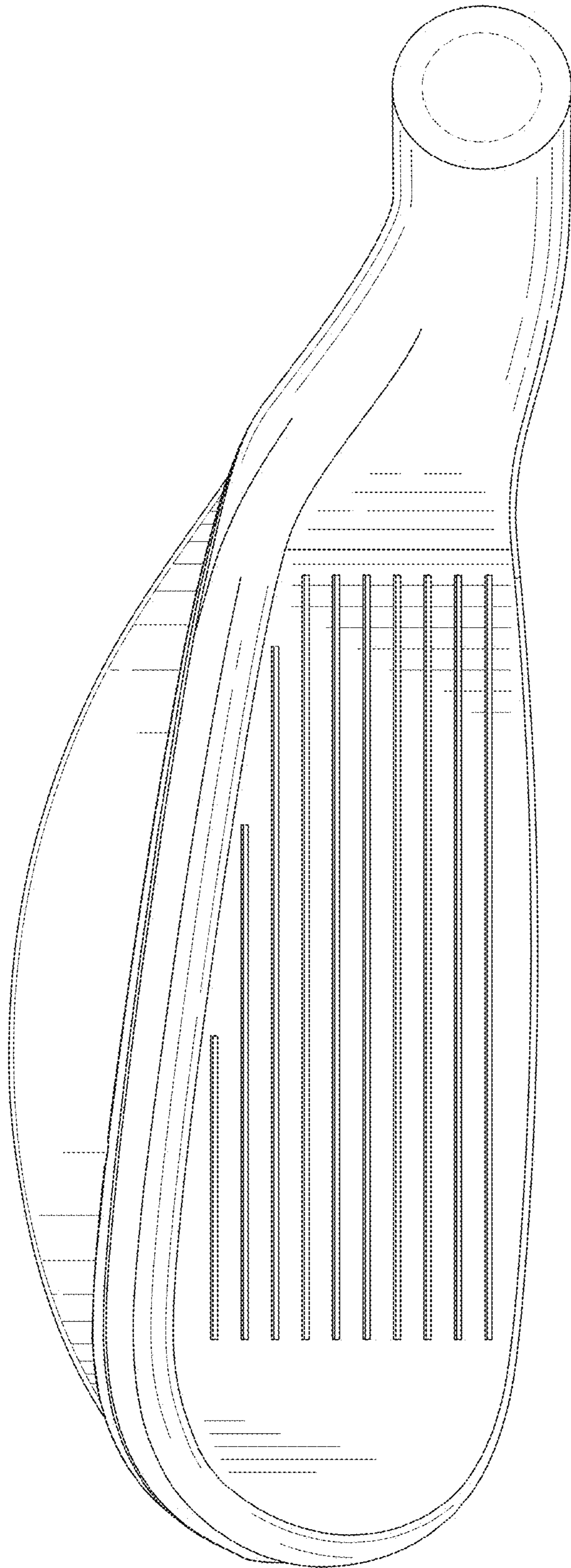


FIG. 3

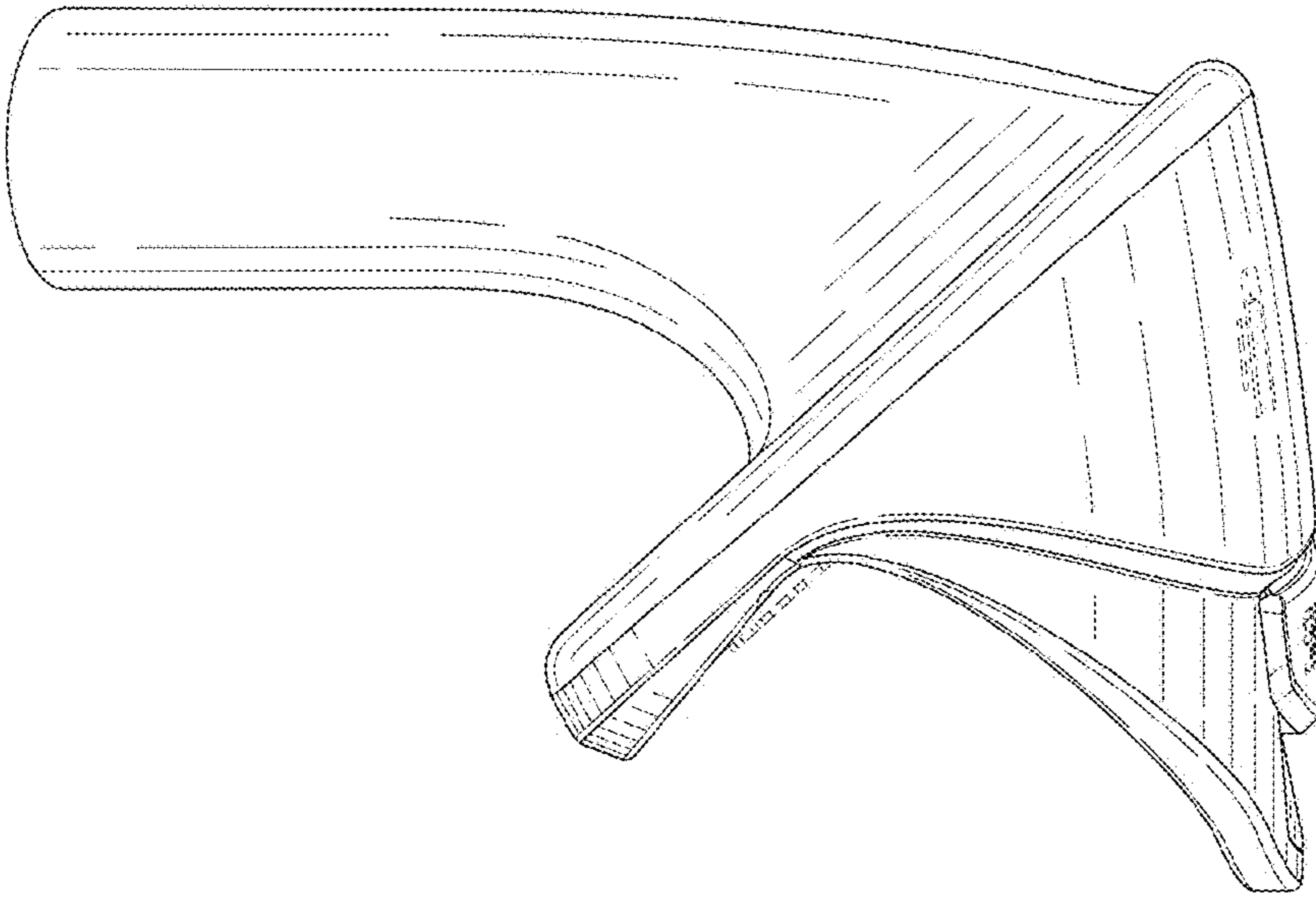


FIG. 5

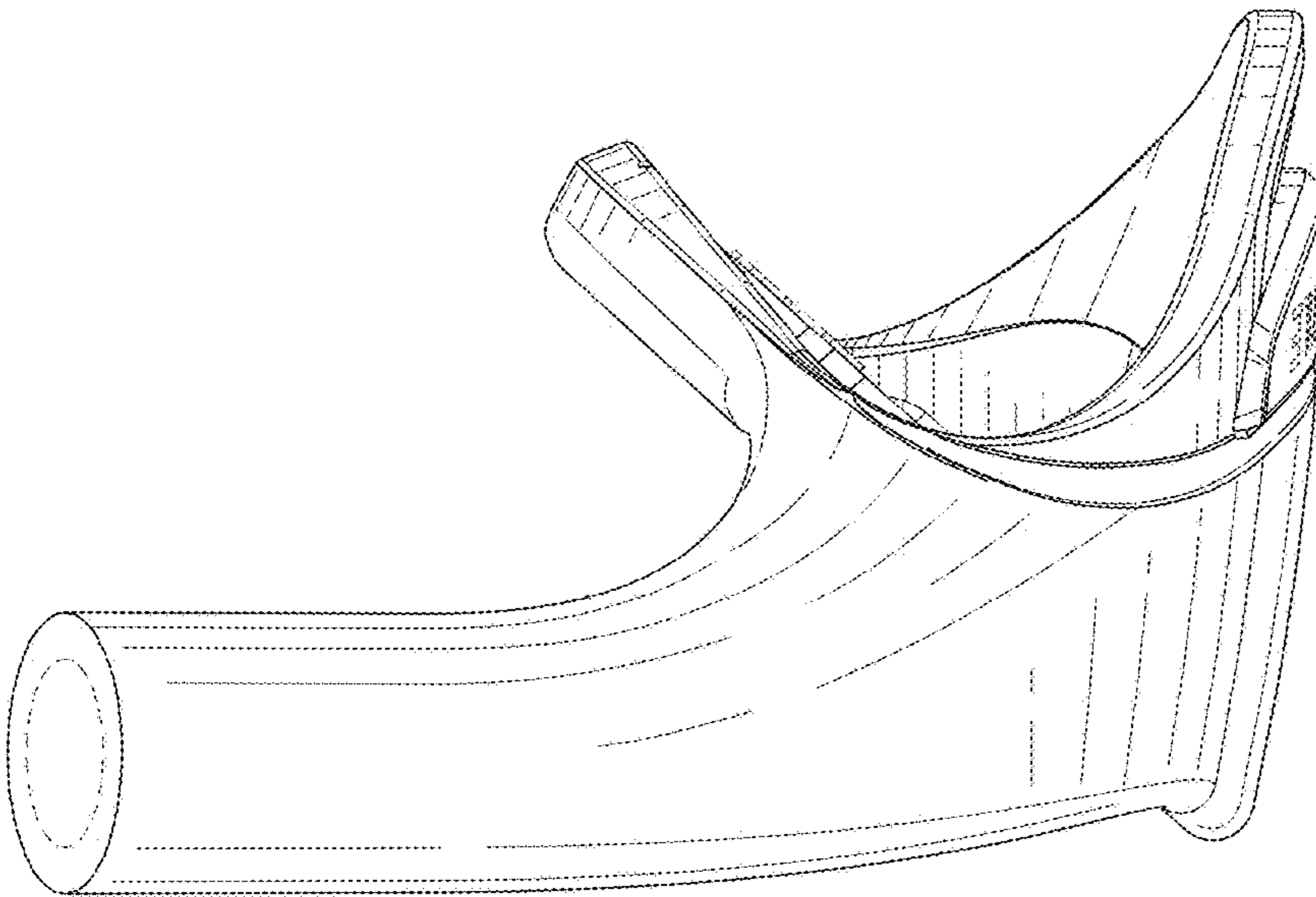


FIG. 4

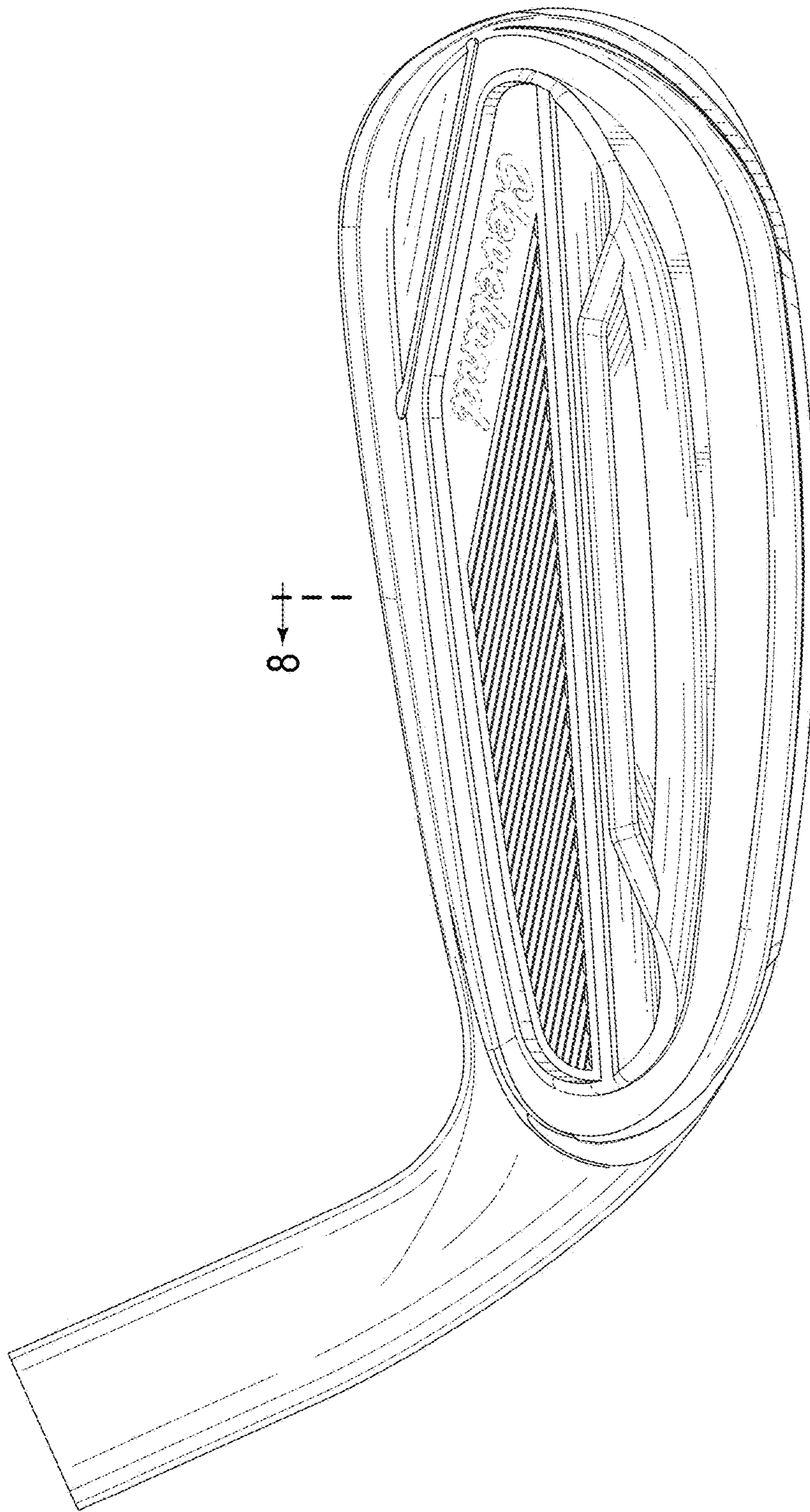


FIG. 6

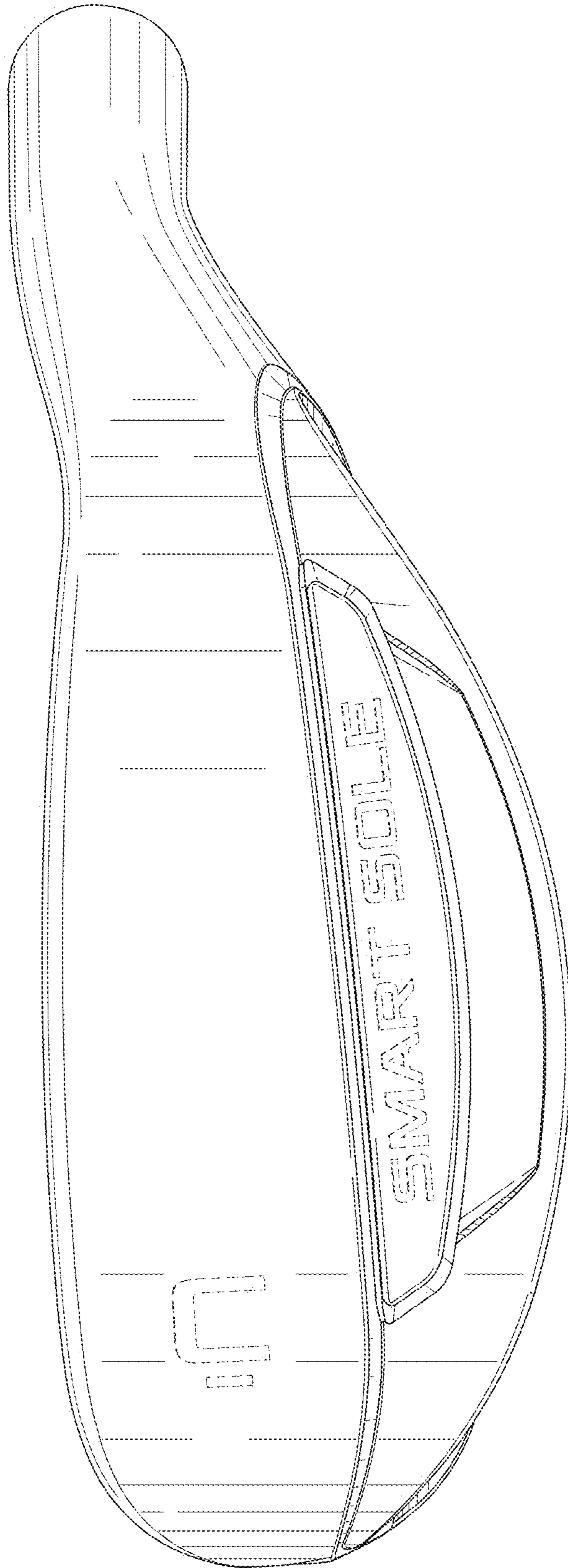


FIG. 7

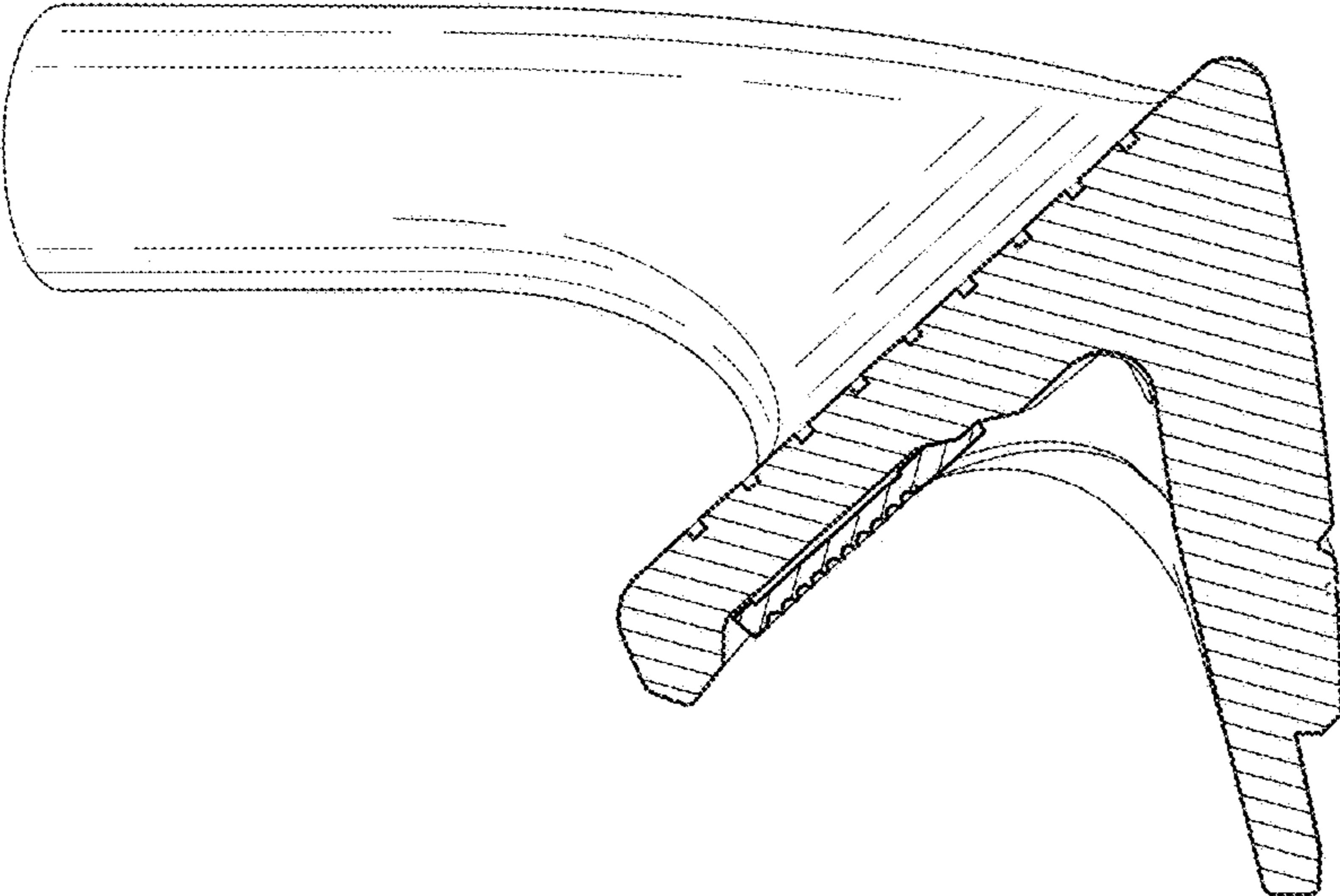


FIG. 8