



US00D823377S

(12) **United States Design Patent**
Kitamura

(10) **Patent No.:** **US D823,377 S**

(45) **Date of Patent:** **** Jul. 17, 2018**

(54) **ELECTRONIC MUSICAL INSTRUMENT**

(71) Applicant: **Pioneer DJ CORPORATION**,
Yokohama-shi, Kanagawa (JP)

(72) Inventor: **Meiji Kitamura**, Tokyo (JP)

(73) Assignee: **Pioneer DJ CORPORATION**,
Yokohama-shi, Kanagawa (JP)

(**) Term: **15 Years**

(21) Appl. No.: **29/566,710**

(22) Filed: **Jun. 2, 2016**

(30) **Foreign Application Priority Data**

Mar. 28, 2016 (JP) 2016-006695

(51) **LOC (11) Cl.** **17-99**

(52) **U.S. Cl.**
USPC **D17/99**

(58) **Field of Classification Search**
USPC ... D17/1, 7, 8, 9, 10, 13, 14, 18, 19, 24, 99;
D14/210-216, 217, 341, 345, 346

CPC G10D 7/066; G10D 7/08; G10D 9/02;
G10D 1/08; G10C 1/00; G10C 1/02;
G10C 1/04; G10C 3/00; G10H 1/18;
G10H 1/34

See application file for complete search history.

(56) **References Cited**

U.S. PATENT DOCUMENTS

- D256,695 S * 9/1980 Yamagami D18/7
- D281,171 S * 10/1985 Yamagami D18/7
- D285,923 S * 9/1986 Takahashi D14/334
- D291,449 S * 8/1987 Miyamoto D18/1
- D297,948 S * 10/1988 Yubisui D14/346
- D298,624 S * 11/1988 Shiozawa D14/334
- D320,611 S 10/1991 Ono
- D367,052 S * 2/1996 Ito D14/162
- D373,134 S * 8/1996 Bertram D14/395
- D384,356 S * 9/1997 Ito D14/162

- 5,841,053 A 11/1998 Johnson et al.
- D431,588 S 10/2000 Ohno
- D444,460 S * 7/2001 Kitazawa D14/217
- D445,107 S * 7/2001 Kuwahara D14/345
- D486,148 S * 2/2004 Chan D14/341
- D518,470 S * 4/2006 Takita D14/162
- D529,535 S * 10/2006 Suzuki D18/7
- D544,029 S * 6/2007 Kloeckner D18/7
- D546,374 S 7/2007 Saito
- D555,710 S 11/2007 Suzuki
- D555,712 S 11/2007 Sato
- D566,163 S 4/2008 Sato et al.
- D566,164 S 4/2008 Sato et al.

(Continued)

OTHER PUBLICATIONS

U.S. Appl. No. 29/587,373, filed Dec. 13, 2016, Meiji Kitamura.
Office Action dated Mar. 22, 2018 in Design U.S. Appl. No.
29/587,373.

Primary Examiner — John Windmuller

Assistant Examiner — Benjamin M Weeks

(74) *Attorney, Agent, or Firm* — Drinker Biddle & Reath
LLP

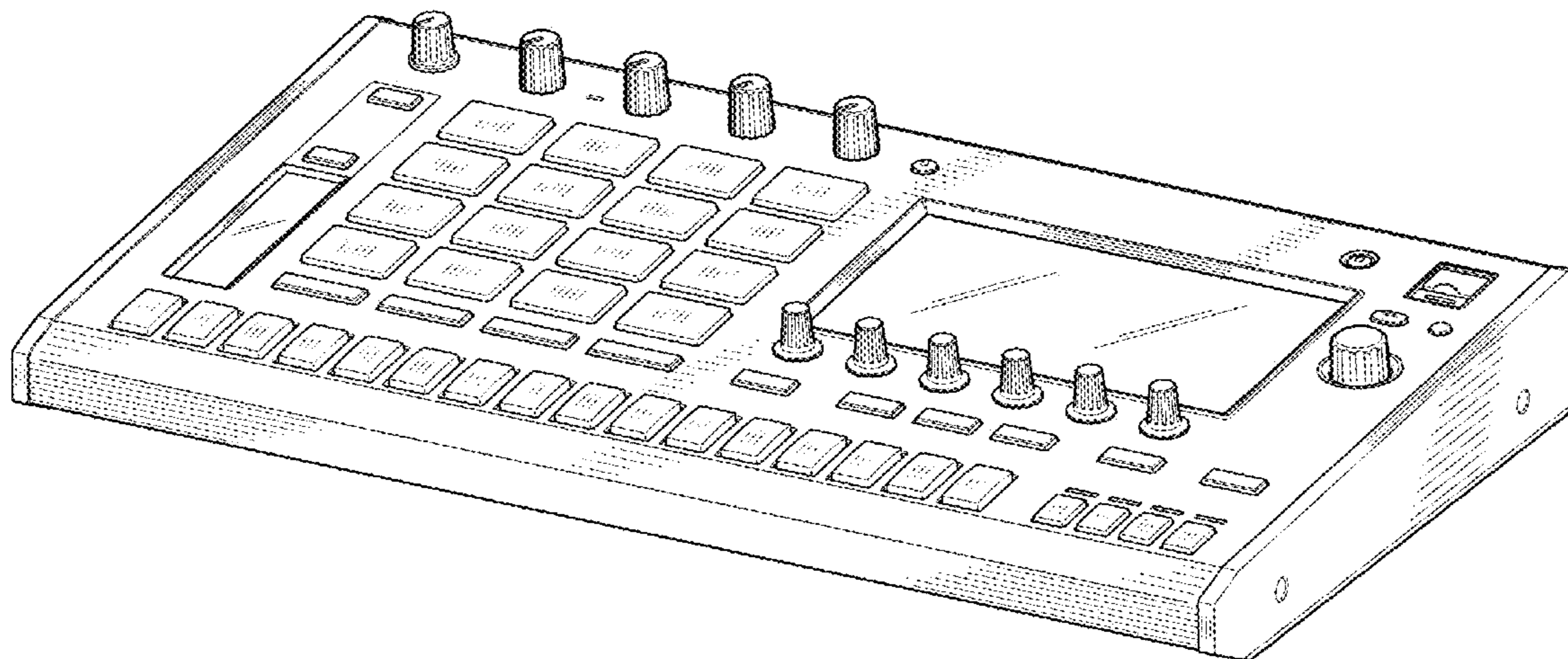
(57) **CLAIM**

I claim the ornamental design for an electronic musical
instrument, as shown and described.

DESCRIPTION

FIG. 1 is a perspective view of an electronic musical
instrument showing my new design;
FIG. 2 is a front view thereof;
FIG. 3 is a rear view thereof;
FIG. 4 is a left-side view thereof;
FIG. 5 is a right-side view thereof;
FIG. 6 is a top view thereof;
FIG. 7 is a bottom view thereof; and,
FIG. 8 is an enlarged partial rear view taken at line 8-8 of
FIG. 2.

1 Claim, 8 Drawing Sheets



(56)

References Cited

U.S. PATENT DOCUMENTS

D571,848 S	6/2008	Sato	
D579,040 S	10/2008	Sato	
D582,969 S	* 12/2008	Tonouchi	D18/7
D667,867 S	9/2012	Kitazawa	
D668,287 S	10/2012	Kitazawa	
D718,374 S	11/2014	Gonzalez	
D769,964 S	* 10/2016	Lu	D14/399
D778,343 S	2/2017	Katsumata	
D778,345 S	2/2017	Katsumata	
D778,346 S	2/2017	Katsumata	
D792,921 S	7/2017	Takei	
D805,126 S	12/2017	Inagaki et al.	
D810,185 S	2/2018	Eom et al.	

* cited by examiner

FIG. 1

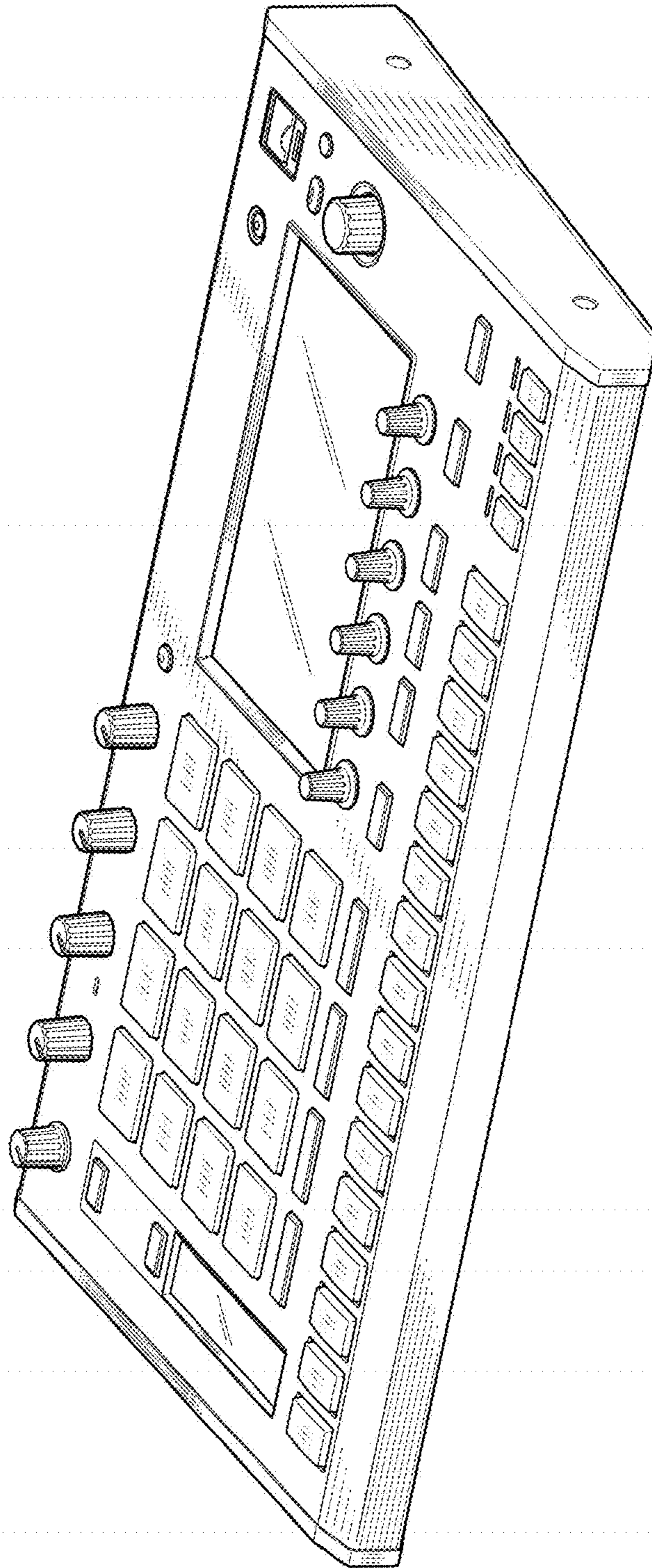


FIG. 2

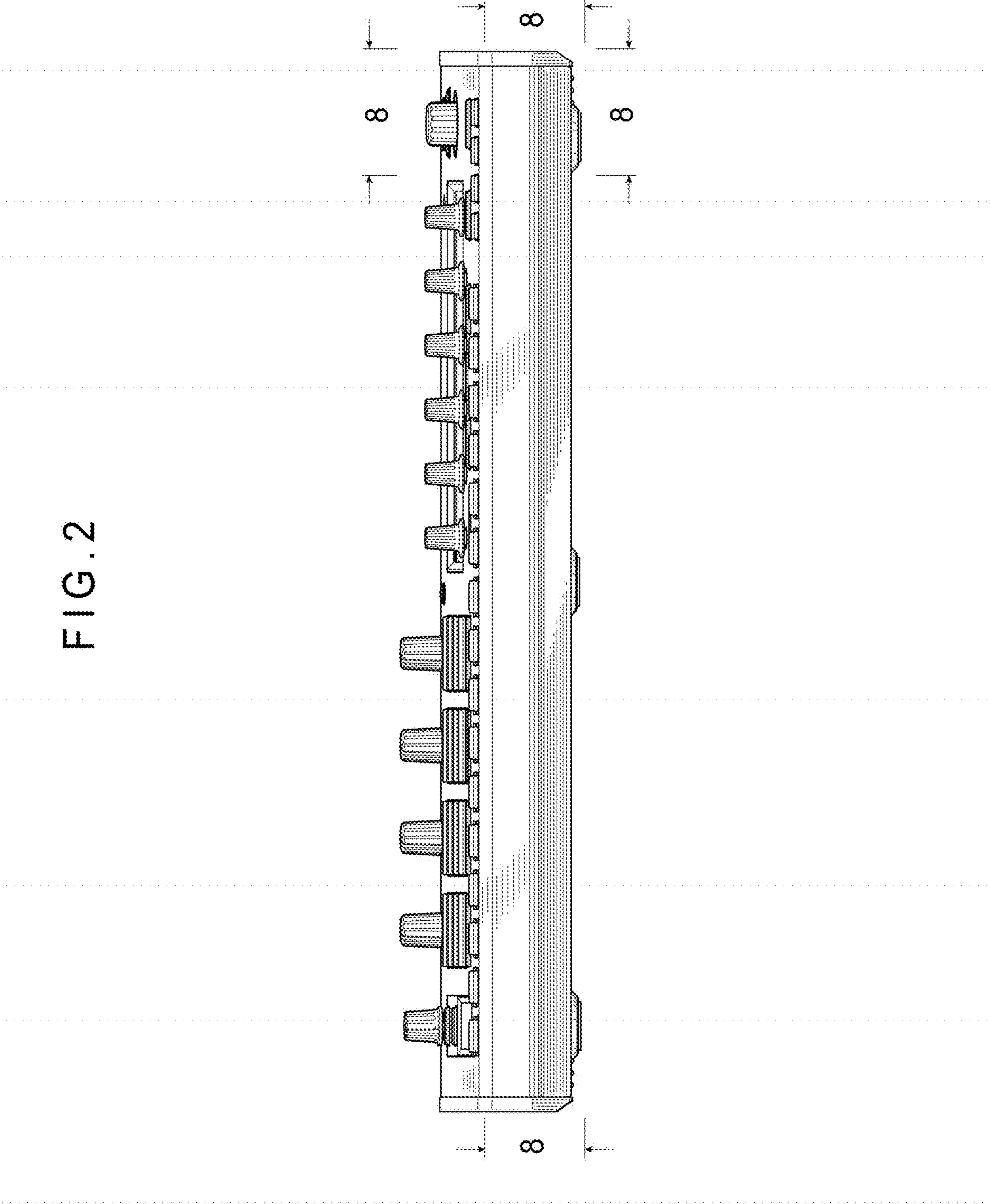


FIG. 3

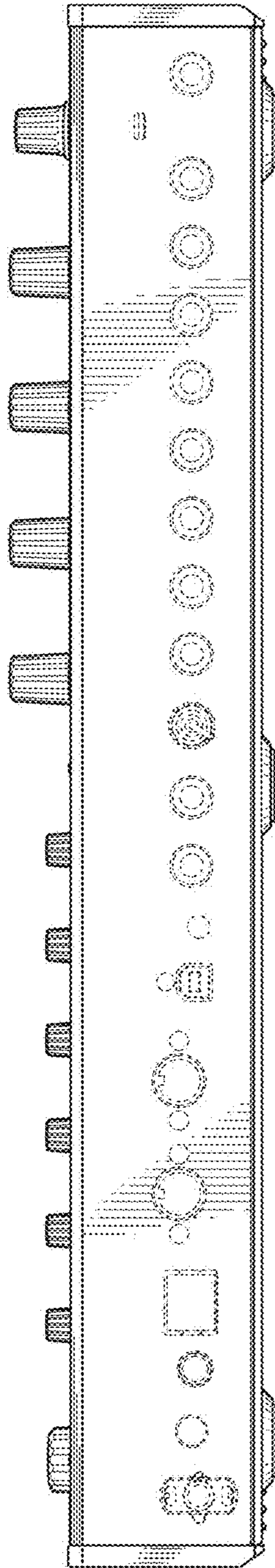


FIG. 4

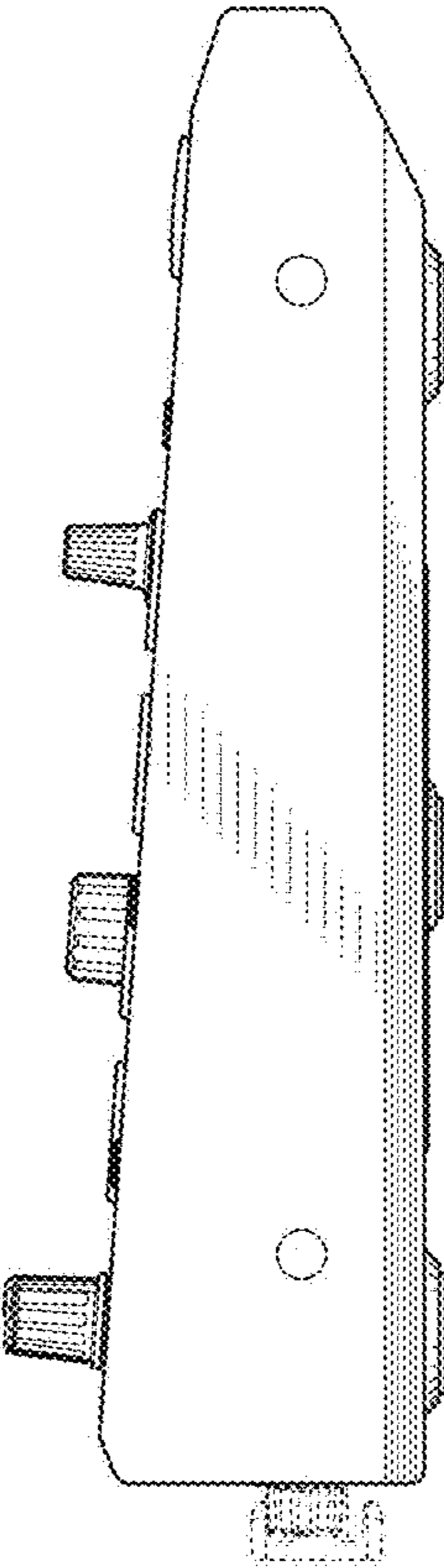


FIG. 5

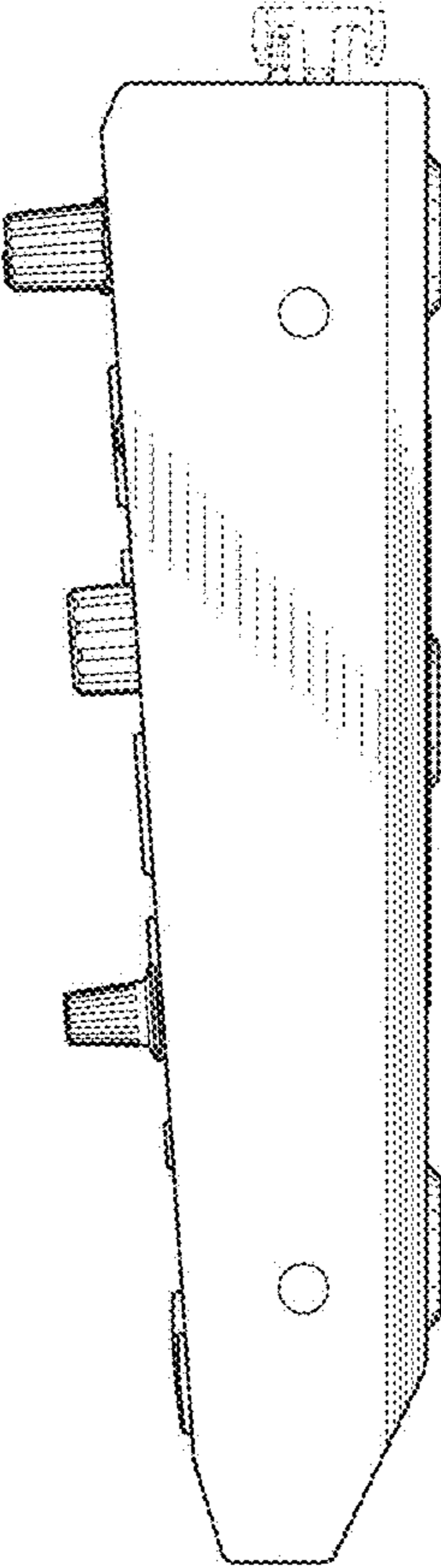


FIG. 6

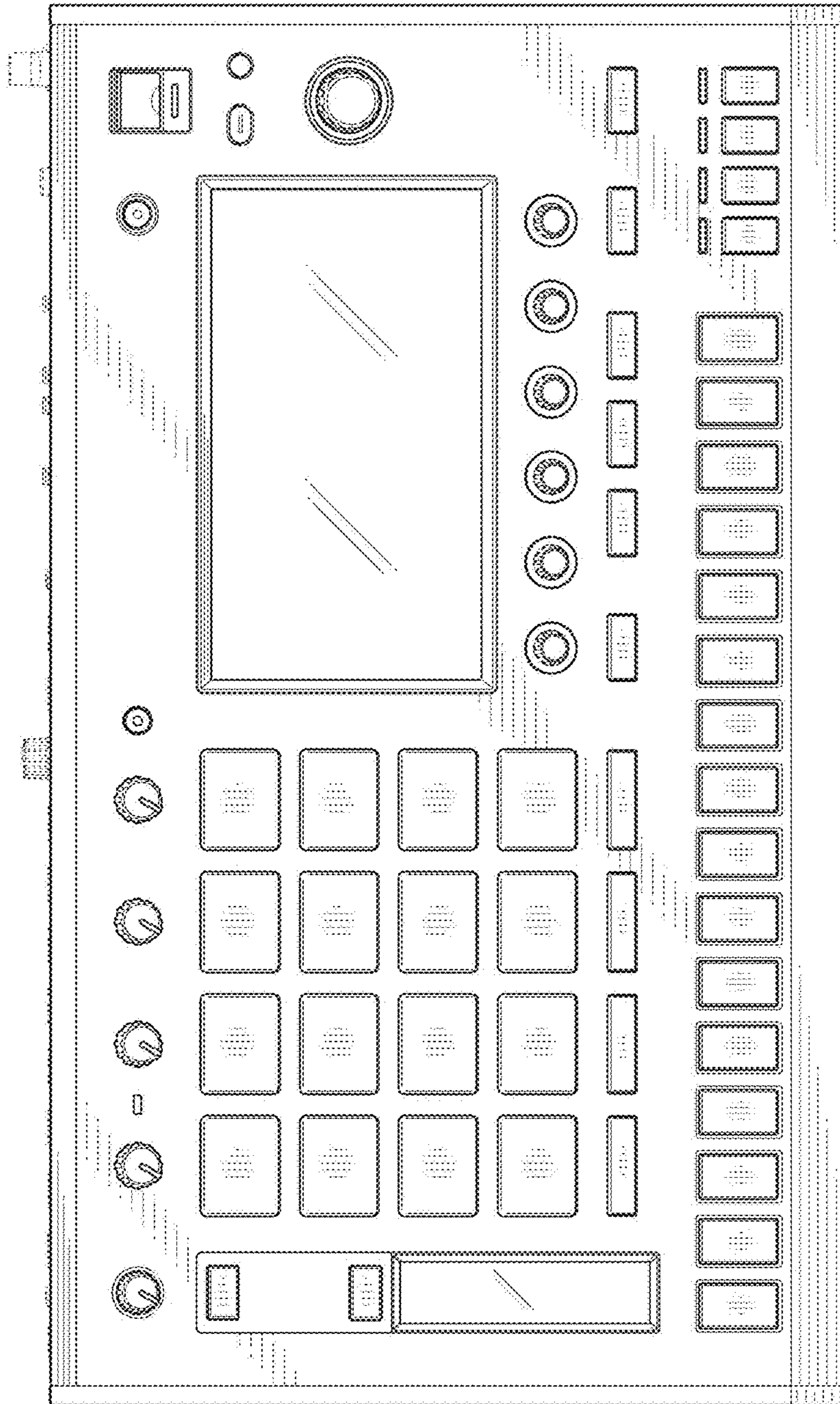


FIG. 7

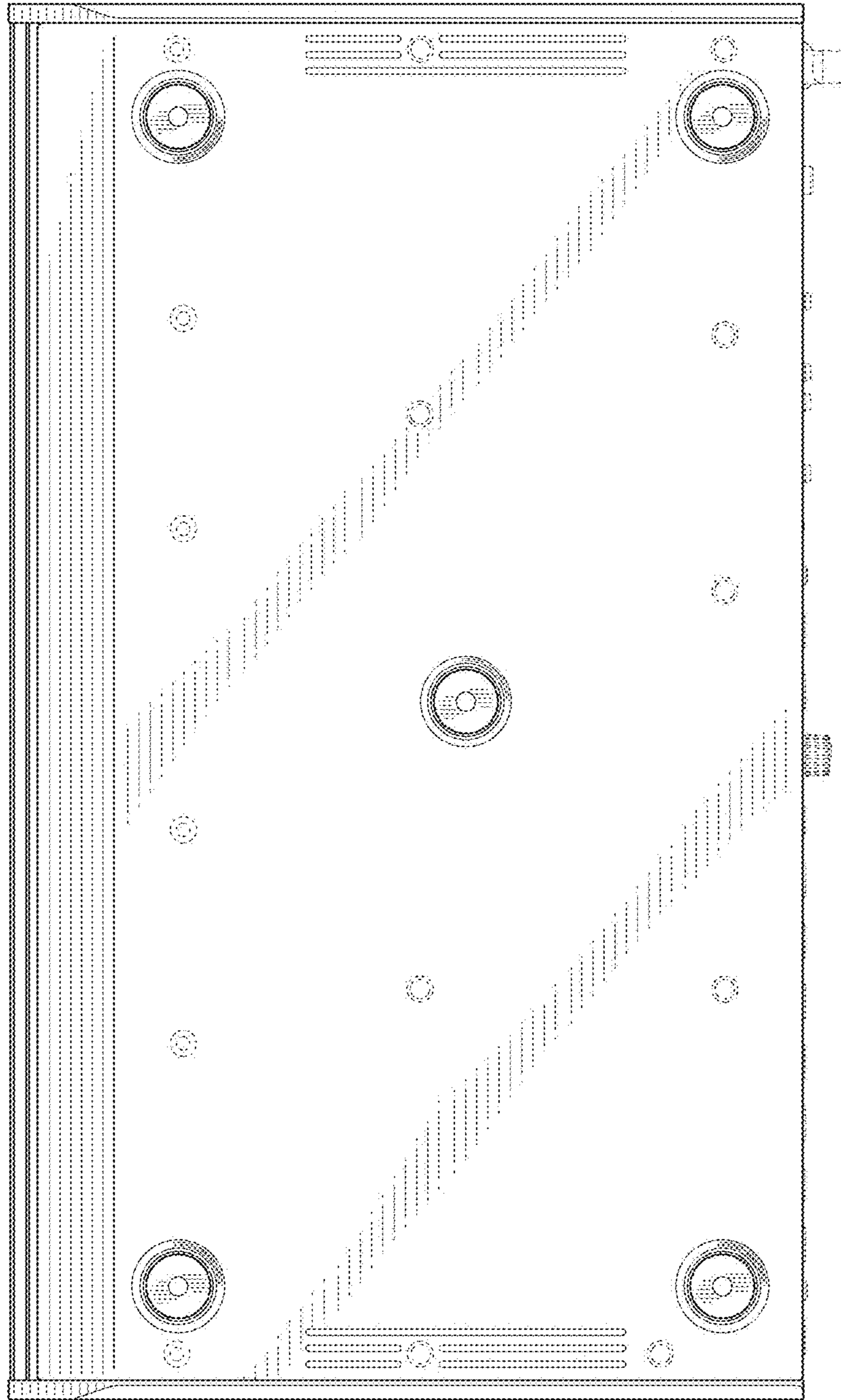


FIG. 8

