



US00D823366S

(12) **United States Design Patent**
Kato et al.

(10) **Patent No.:** **US D823,366 S**
(45) **Date of Patent:** **** Jul. 17, 2018**

(54) **DELIVERY ROBOT**

(71) Applicant: **Mitsubishi Electric Corporation,**
Tokyo (JP)

(72) Inventors: **Shinichi Kato,** Tokyo (JP); **Hongkue Lee,** Tokyo (JP); **Hideto Iwamoto,** Tokyo (JP); **Naoya Tsukamoto,** Tokyo (JP); **Ian Emerson Random,** Tokyo (JP)

(73) Assignee: **Mitsubishi Electric Corporation,**
Tokyo (JP)

(**) Term: **15 Years**

(21) Appl. No.: **29/605,677**

(22) Filed: **May 30, 2017**

(30) **Foreign Application Priority Data**

Nov. 30, 2016 (JP) 2016-025968

(51) **LOC (11) Cl.** **15-99**

(52) **U.S. Cl.**
USPC **D15/199**

(58) **Field of Classification Search**
USPC D15/199; D21/578-583, 621, 622
CPC B25J 5/007; B25J 11/008; G05D 1/0214;
Y10S 901/01

See application file for complete search history.

(56) **References Cited**

U.S. PATENT DOCUMENTS

D273,892 S *	5/1984	Fenne	D24/158
D293,324 S *	12/1987	Gotou	D15/122
D298,834 S *	12/1988	Jones	D15/122
D307,028 S *	4/1990	Booker	D15/199
D315,207 S *	3/1991	Korvenmaa	D24/158
5,131,706 A *	7/1992	Appleberry	B23Q 3/1554 294/119.1

D452,517 S *	12/2001	Kawaguchi	D15/199
6,786,896 B1 *	9/2004	Madhani	A61B 19/2203 128/898
D503,943 S *	4/2005	Kawaguchi	D15/199
D572,739 S *	7/2008	Jennings	D15/199
D627,376 S *	11/2010	Mizutani	D15/143
D645,488 S *	9/2011	Miyake	D15/199
D675,656 S *	2/2013	Sutherland	D15/199
D711,061 S *	8/2014	Chen	D34/29
D712,448 S *	9/2014	Kasahara	D15/199
D713,036 S *	9/2014	Sul	D24/158
D714,941 S *	10/2014	Kim	D24/158
D718,160 S *	11/2014	Shimano	D10/65
D724,738 S *	3/2015	Dorris	D24/158
D735,863 S *	8/2015	Doerre	D24/158
D767,139 S *	9/2016	Liu	D24/158
D767,765 S *	9/2016	Lin	D24/158
D778,276 S *	2/2017	Berini	D14/307
D800,199 S *	10/2017	Yang	D15/199

(Continued)

Primary Examiner — Patricia A Palasik

(74) *Attorney, Agent, or Firm* — Stuebaker & Brackett
PC

(57) **CLAIM**

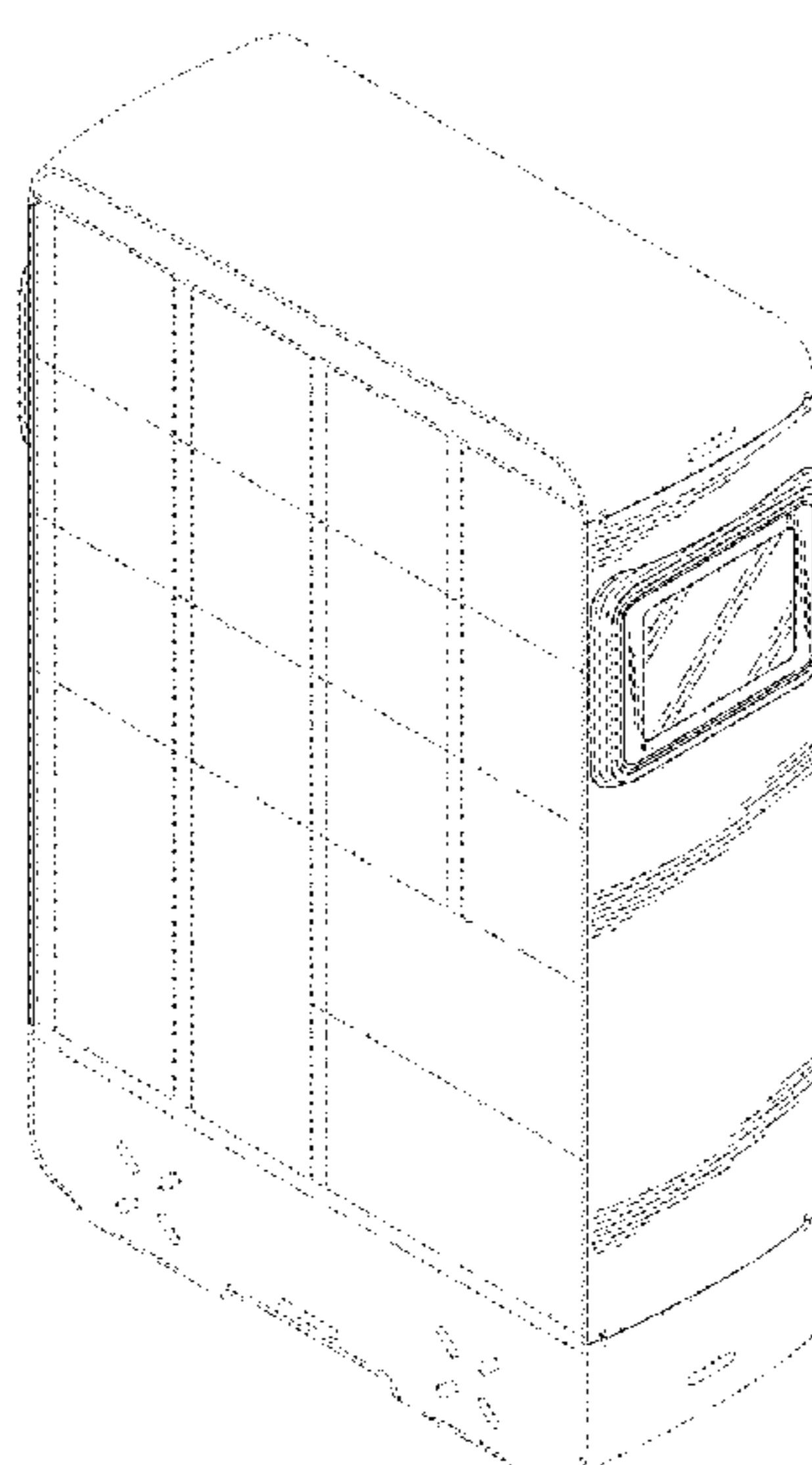
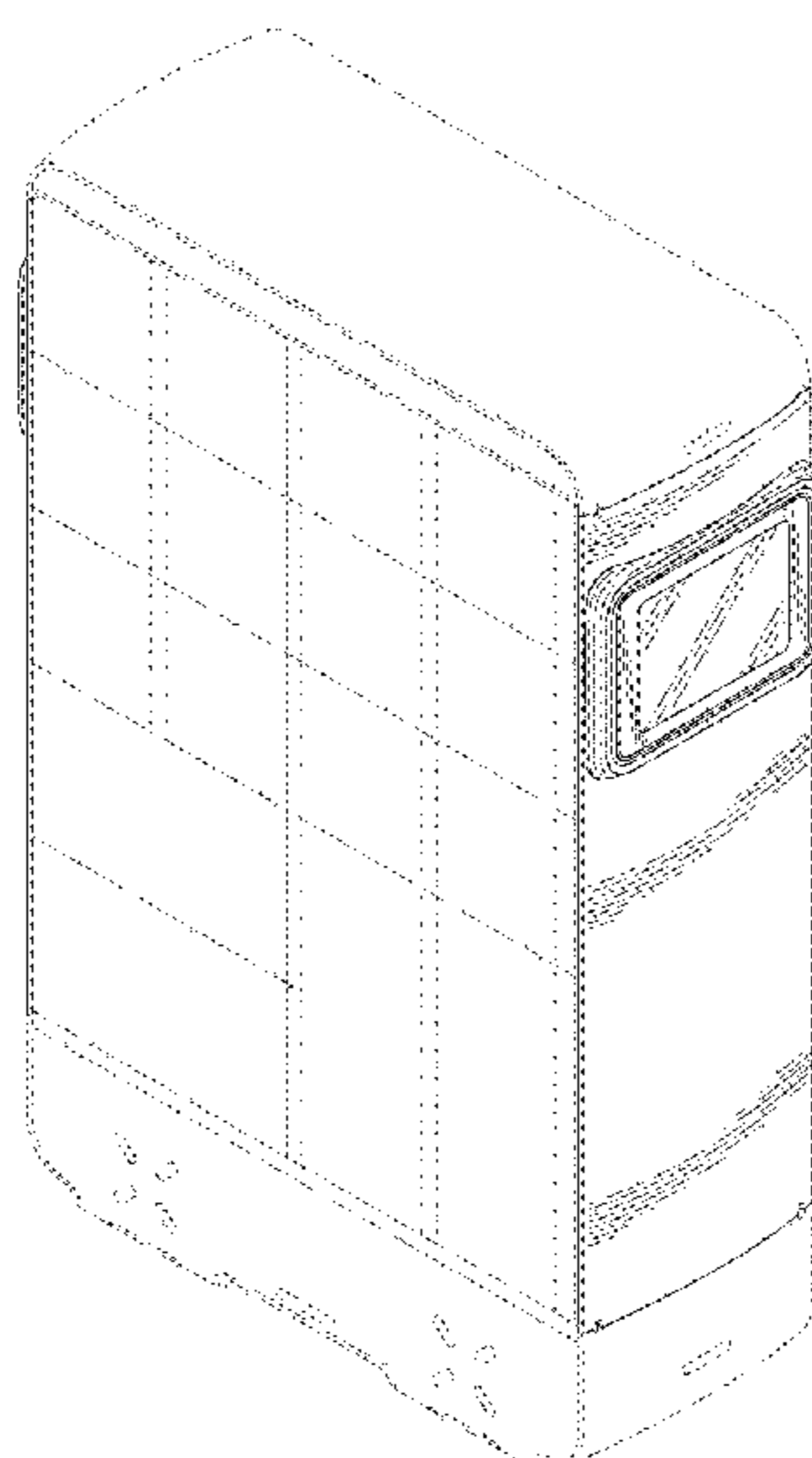
The ornamental design for a delivery robot, as shown and described.

DESCRIPTION

FIG. 1 is a front side perspective view of a delivery robot showing our new design;
FIG. 2 is a rear side perspective view thereof;
FIG. 3 is a front view thereof;
FIG. 4 is a rear view thereof;
FIG. 5 is a top view thereof;
FIG. 6 is a bottom view thereof;
FIG. 7 is a right side view thereof; and,
FIG. 8 is a left side view thereof.

The broken lines shown represent unclaimed environmental subject matter of the delivery robot and form no part of the claimed design.

1 Claim, 8 Drawing Sheets



(56)

References Cited

U.S. PATENT DOCUMENTS

D802,040 S * 11/2017 Canoso D15/199
D810,801 S * 2/2018 Hsu D15/199
2011/0147103 A1* 6/2011 Alfayad B25J 17/0283
180/8.5
2012/0061155 A1* 3/2012 Berger B25J 5/007
180/21
2014/0097306 A1* 4/2014 Hale F16M 13/022
248/122.1
2014/0210224 A1* 7/2014 Hashimoto H01L 21/67742
294/213
2016/0059408 A1* 3/2016 Isobe B25J 5/007
700/253
2016/0107317 A1* 4/2016 Hashimoto B25J 9/042
414/744.2
2017/0225336 A1* 8/2017 Deyle G08B 13/196
2018/0042682 A1* 2/2018 Iceman A61B 34/20
2018/0043542 A1* 2/2018 Mascorro Medina . B25J 11/008

* cited by examiner

FIG. 1

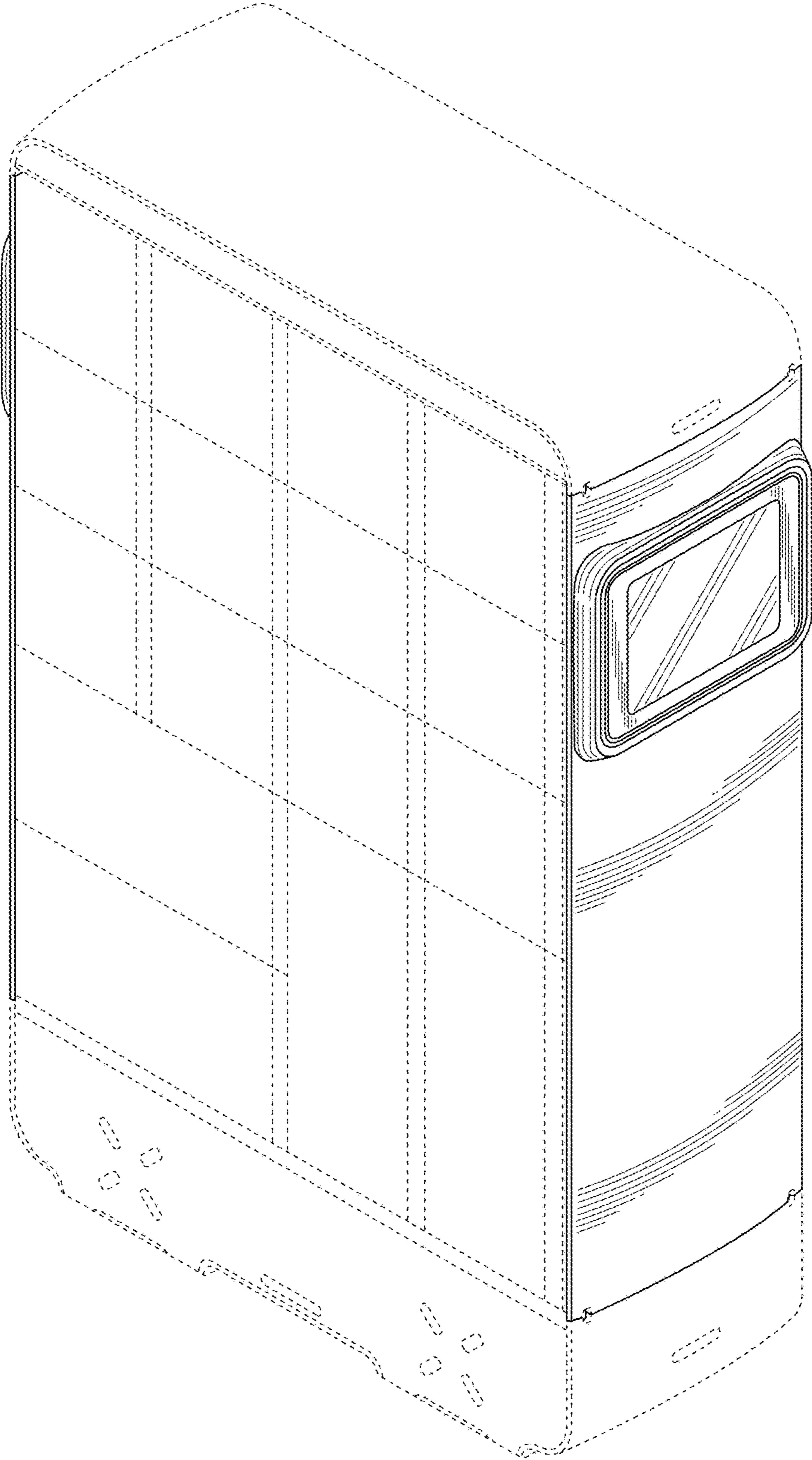


FIG. 2

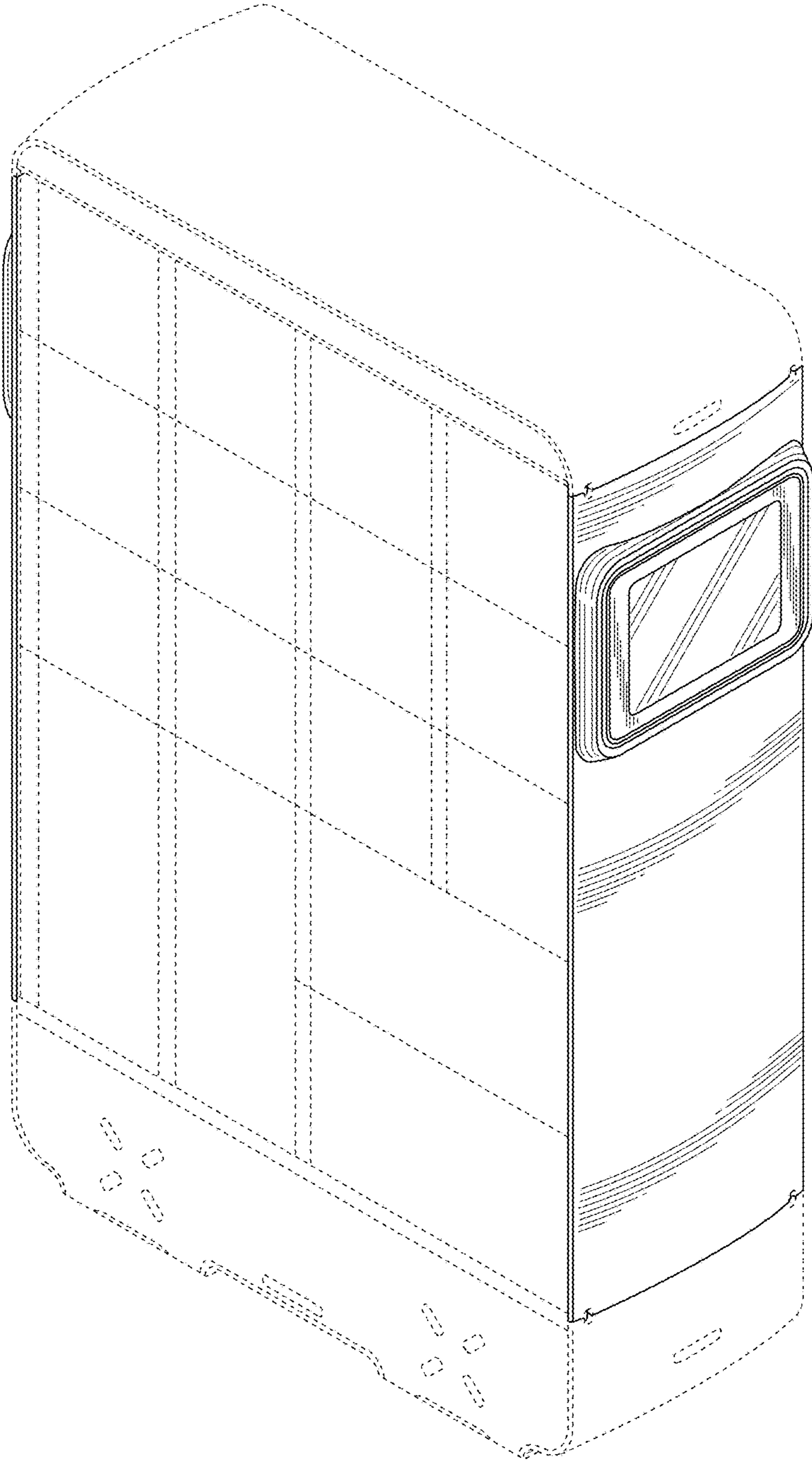


FIG. 3




FIG. 4




FIG. 5



FIG. 6

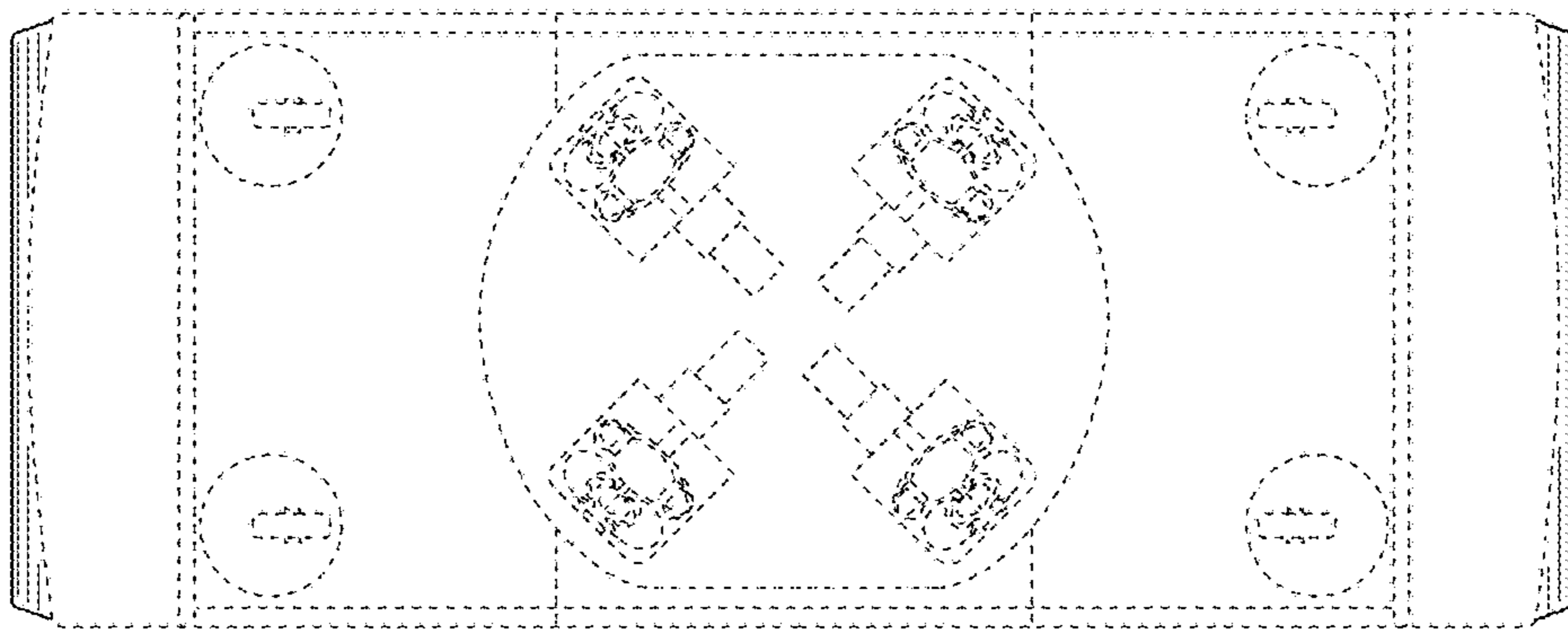


FIG. 7




FIG. 8

