



US00D823360S

(12) **United States Design Patent** (10) **Patent No.:** **US D823,360 S**
Sjoberck et al. (45) **Date of Patent:** **** Jul. 17, 2018**

(54) JAW CRUSHER FRONT FRAME END	4,783,013 A * 11/1988 Polzin B02C 1/025 241/219
(71) Applicant: SANDVIK INTELLECTUAL PROPERTY AB, Sandviken (SE)	D323,169 S * 1/1992 Saito D15/28 D332,791 S * 1/1993 Kanzawa D15/28 5,769,334 A * 6/1998 Nakayama B02C 1/025 241/267
(72) Inventors: Roger Sjoberck, Malmo (SE); Marten Lindberg, Malmo (SE)	5,799,888 A * 9/1998 Hamaguchi B02C 1/025 241/259.1 5,857,630 A * 1/1999 Hamaguchi B02C 1/025 241/259.1
(73) Assignee: SANDVIK INTELLECTUAL PROPERTY AB, Sandviken (SE)	6,375,105 B1 * 4/2002 Haven B02C 1/025 241/264 6,644,577 B2 * 11/2003 Togashi B02C 1/005 241/264 6,827,301 B1 * 12/2004 Kassuba B02C 1/005 241/266
(**) Term: 15 Years	
(21) Appl. No.: 29/608,264	

(Continued)

(22) Filed: **Jun. 20, 2017**

(51) **LOC (11) Cl.** **15-09**

(52) **U.S. Cl.**
USPC **D15/123**

(58) **Field of Classification Search**
USPC D15/28, 32, 21, 20, 123; 241/31, 58,
241/159, 179, 186, 236, 285, 259.1, 264,
241/267; 435/56, 135, 347, 348.5, 349,
435/350, 353, 355, 358, 360
CPC B02C 1/00; B02C 1/04; B02C 1/02; B02C
1/06; B02C 1/043
See application file for complete search history.

Primary Examiner — Mark Goodwin
(74) *Attorney, Agent, or Firm* — Corinne R. Gorski

(57) **CLAIM**

The ornamental design for a jaw crusher front frame end, as shown and described.

DESCRIPTION

FIG. 1 is a perspective view from above of the front of a jaw crusher front frame end according to the present design.

FIG. 2 is a perspective view from below of the back of the jaw crusher front frame end of FIG. 1.

FIG. 3 is a front view of the jaw crusher front frame end of FIG. 1.

FIG. 4 is a rear view of the jaw crusher front frame end of FIG. 1.

FIG. 5 is one side view of the jaw crusher front frame end of FIG. 1, with the other side being a mirror image thereof.

FIG. 6 is a top view of the jaw crusher front frame end of FIG. 1; and,

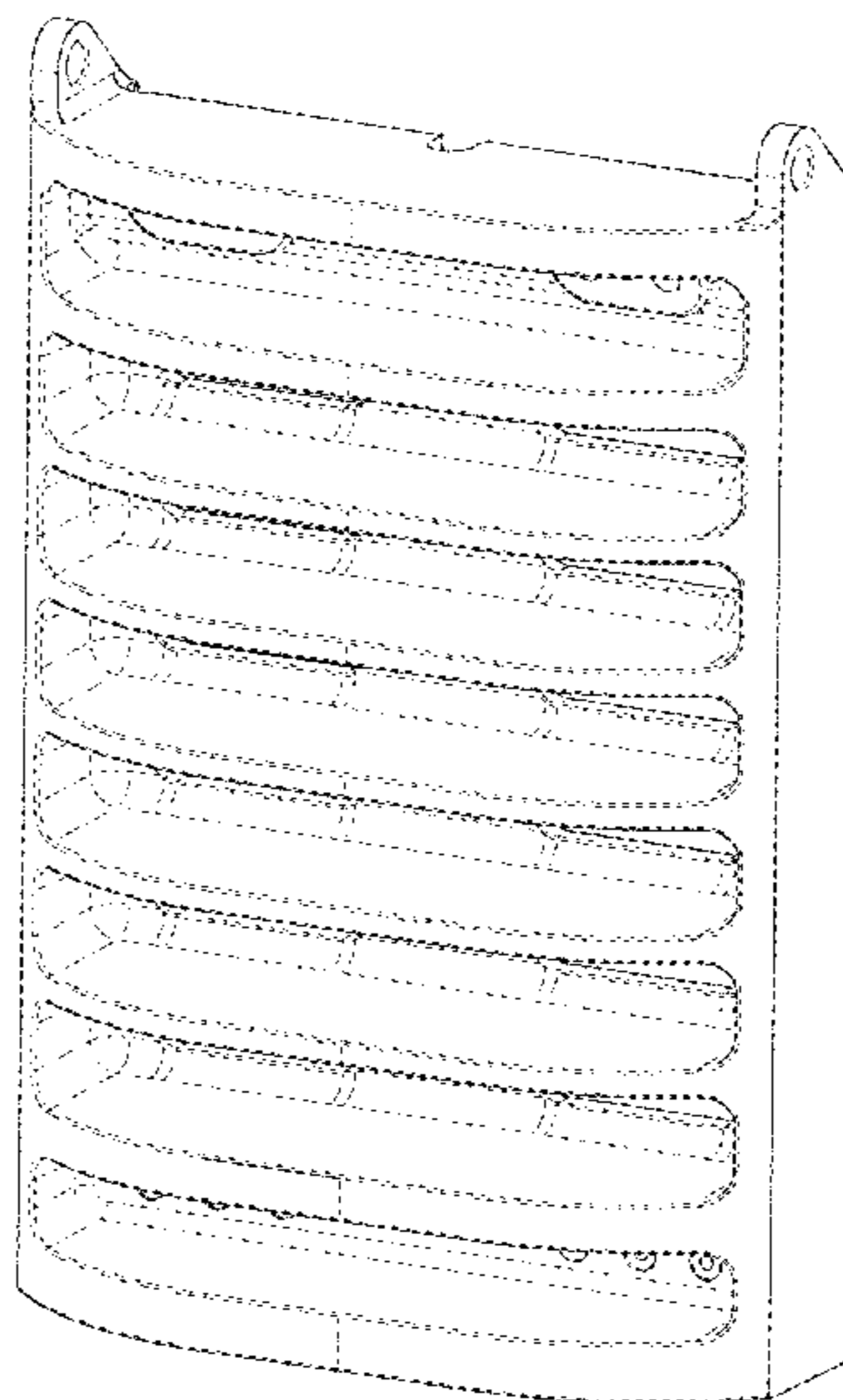
FIG. 7 is a bottom view of the jaw crusher front frame end of FIG. 1.

1 Claim, 7 Drawing Sheets

(56) **References Cited**

U.S. PATENT DOCUMENTS

2,341,105 A *	2/1944	Kueneman	B02C 1/043 241/266
3,074,657 A *	1/1963	Bridgewater	B02C 13/1828 241/275
3,473,744 A *	10/1969	Dediemar	B02C 1/025 241/219
4,361,289 A *	11/1982	Georget	B02C 1/025 241/264
4,637,562 A *	1/1987	Hagiwara	B02C 1/10 241/259.2



(56)

References Cited

U.S. PATENT DOCUMENTS

7,143,970 B2 * 12/2006 Ha B02C 1/005
241/268
7,614,573 B1 * 11/2009 Jean B02C 1/04
241/264
8,757,530 B2 * 6/2014 Sutti B02C 1/10
241/264
D716,354 S * 10/2014 Atzlinger D15/123
D716,854 S * 11/2014 Bergman D15/123
D719,195 S * 12/2014 Ljunggren D15/123
9,050,599 B2 * 6/2015 Livermore B02C 21/02
D733,766 S * 7/2015 Sjoback D15/28
9,272,283 B2 * 3/2016 Ito B02C 1/025
9,421,547 B2 * 8/2016 Boast B02C 1/025
D800,187 S * 10/2017 Larsson D15/123
D805,563 S * 12/2017 Larsson D15/123
2003/0132328 A1 * 7/2003 Musil B02C 1/025
241/265
2004/0129814 A1 * 7/2004 Ha B02C 1/005
241/267
2005/0116076 A1 * 6/2005 Went B02C 1/005
241/291
2008/0116307 A1 * 5/2008 Young B02C 1/025
241/264
2008/0217452 A1 * 9/2008 Douglas B02C 1/02
241/259.1
2013/0146692 A1 * 6/2013 Dallimore B02C 25/00
241/27
2013/0153697 A1 * 6/2013 Ito B02C 1/025
241/36
2015/0306601 A1 * 10/2015 Nordborg B02C 1/025
241/268
2017/0239666 A1 * 8/2017 Kawaguchi B02C 1/04
2018/0050340 A1 * 2/2018 Okuya B02C 1/10

* cited by examiner

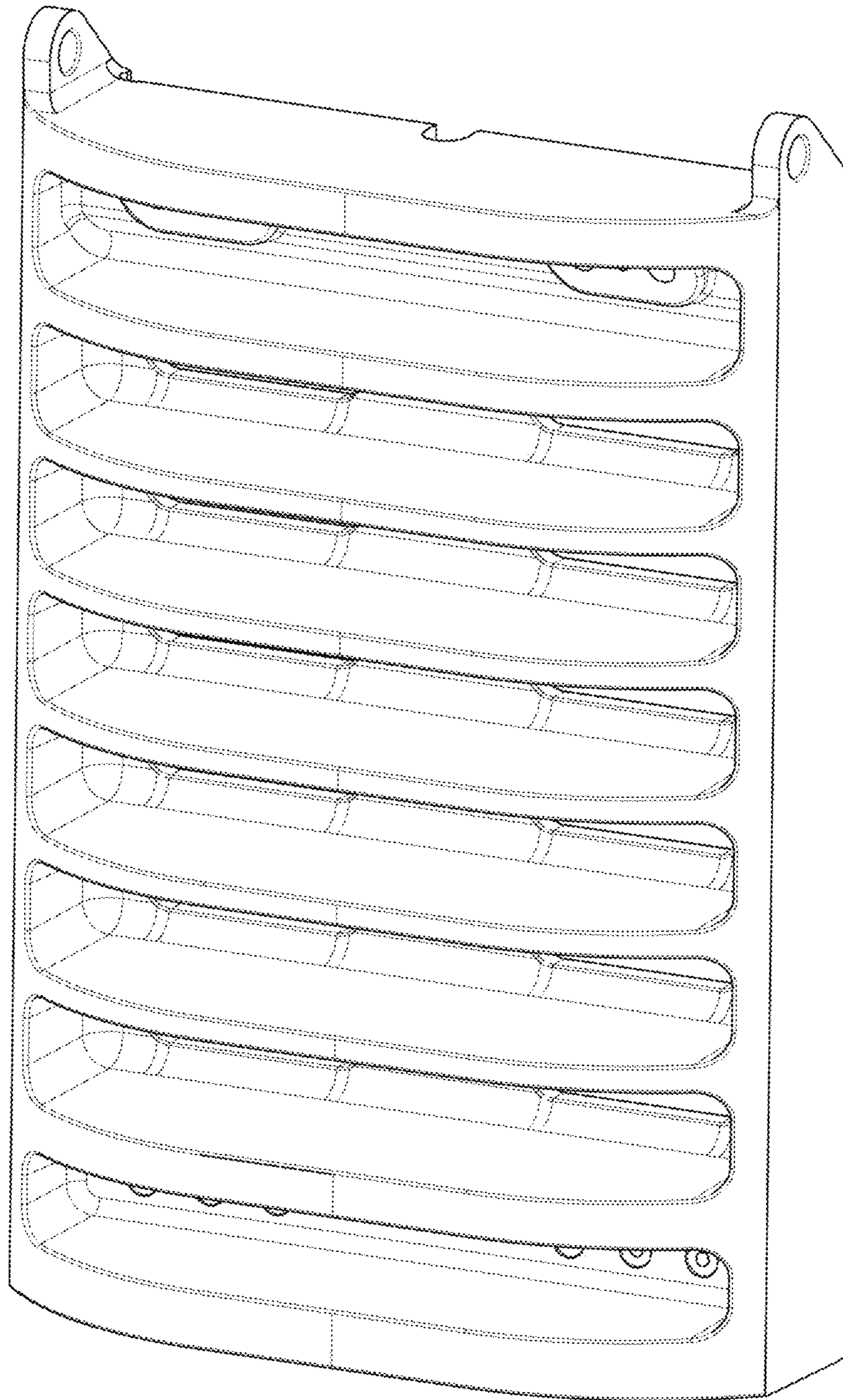


FIG. 1

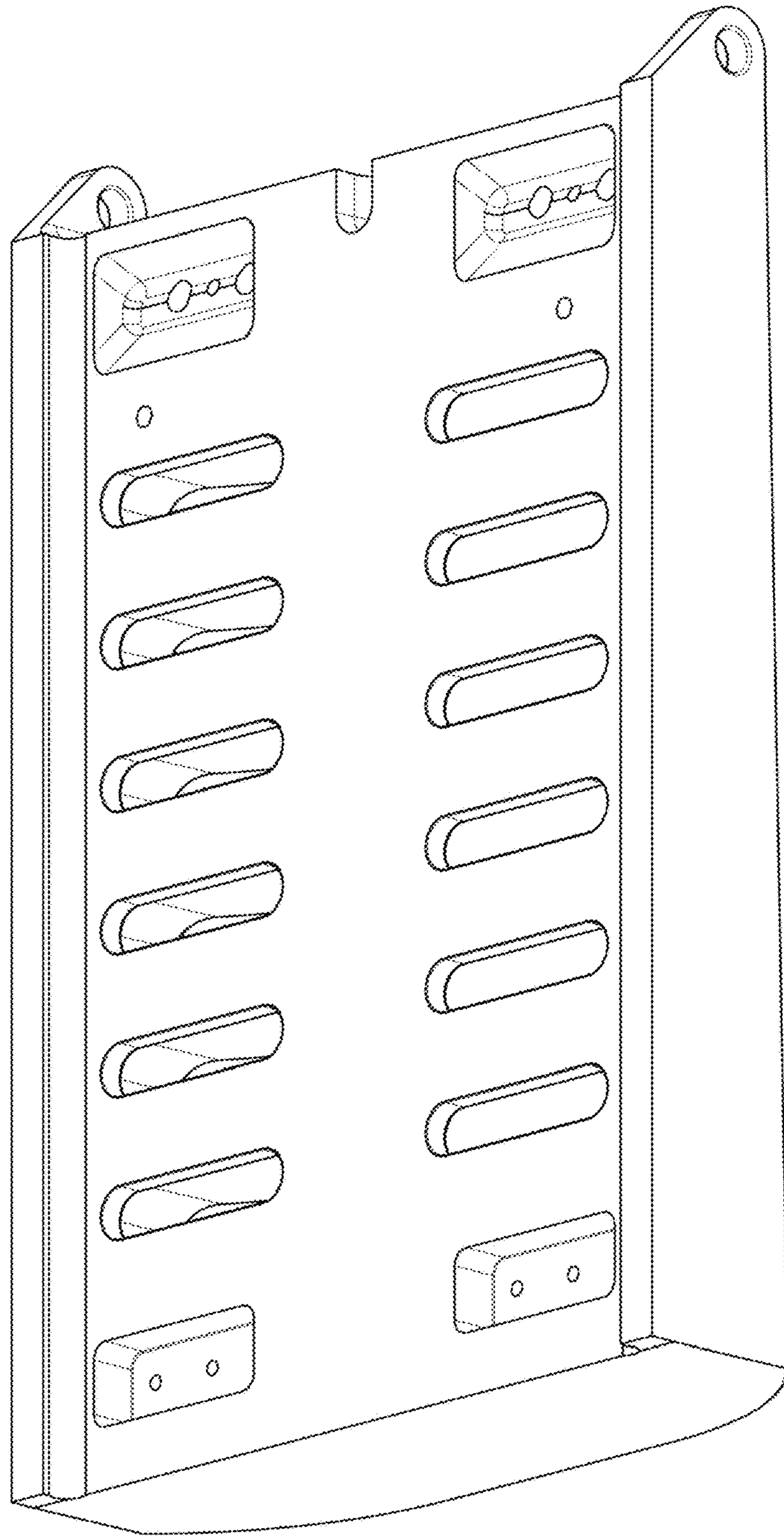


FIG. 2

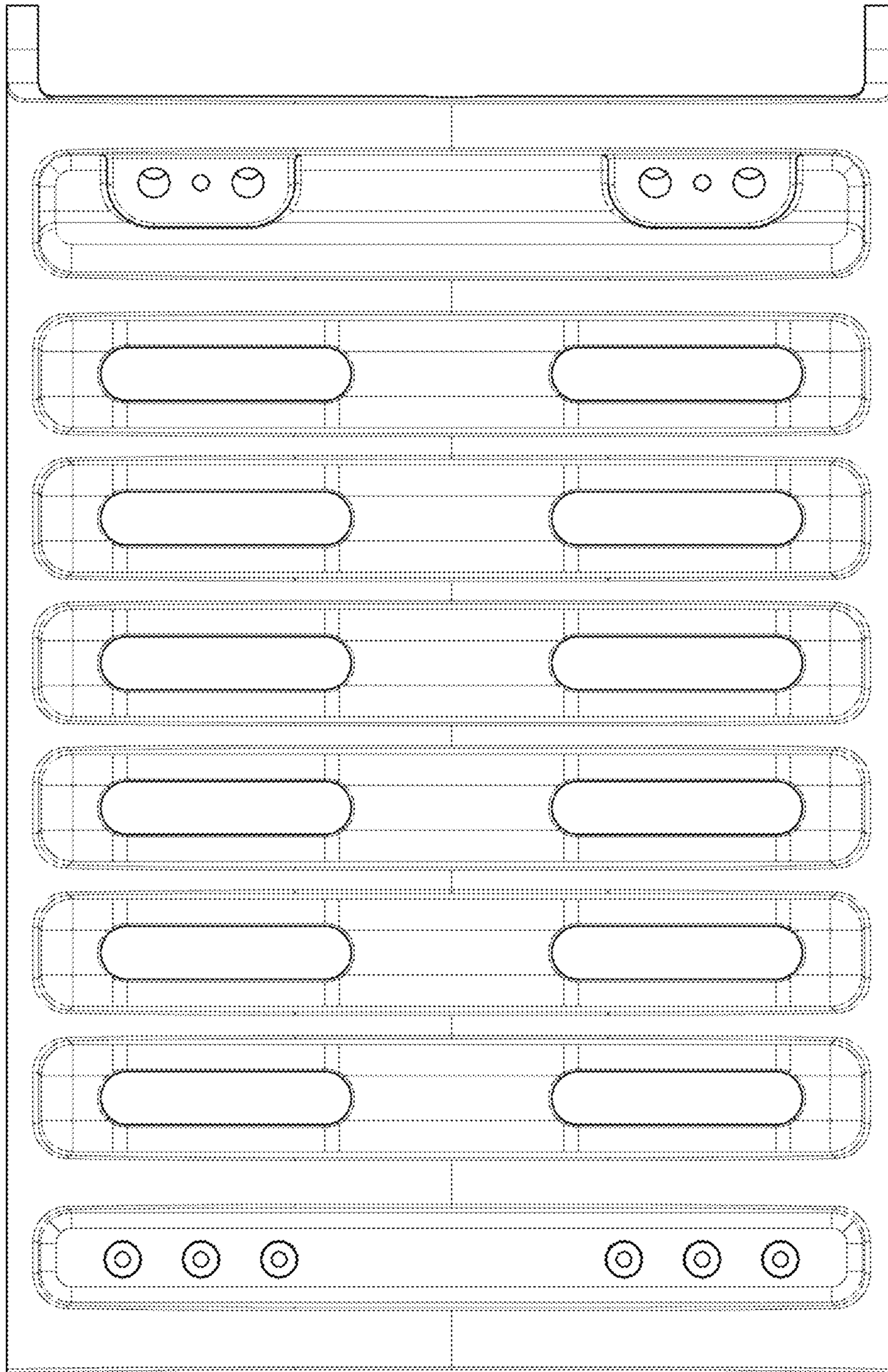


FIG. 3




FIG. 4

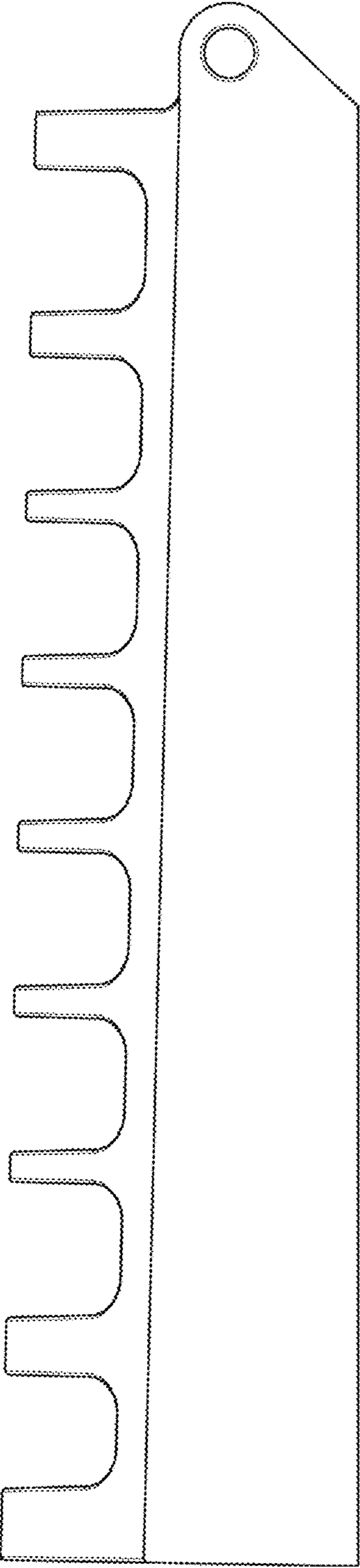


FIG.5

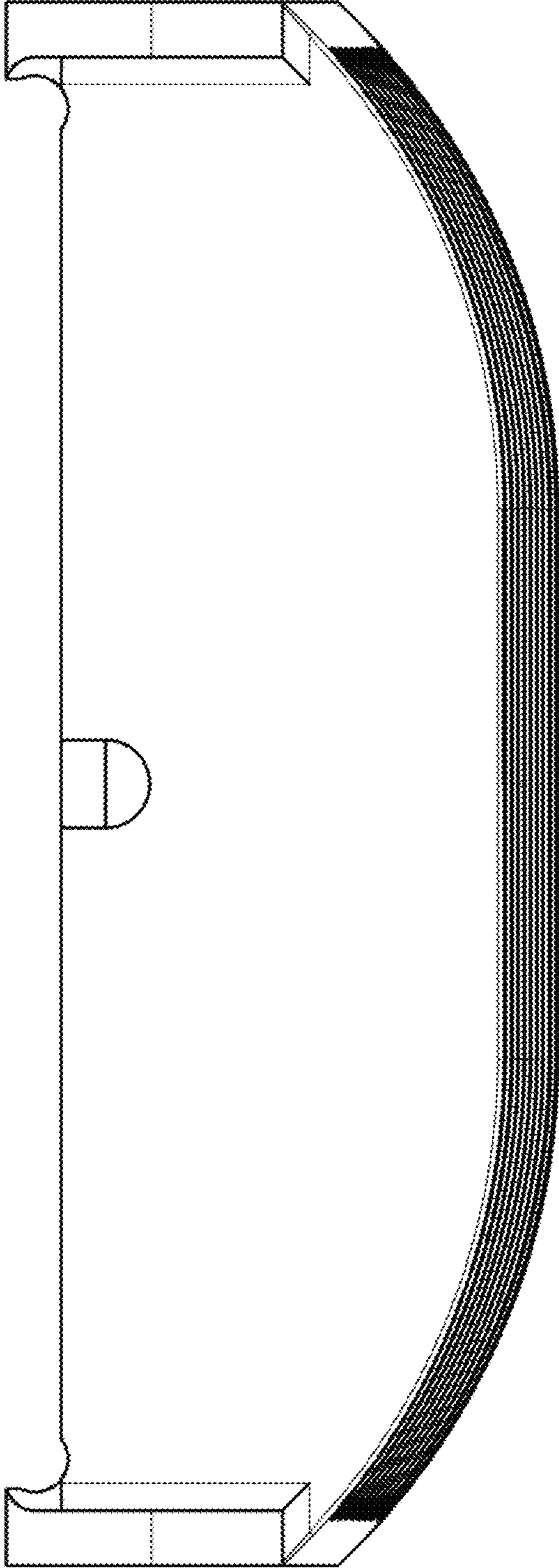


FIG. 6




FIG. 7