



US00D823354S

(12) **United States Design Patent** (10) **Patent No.:** **US D823,354 S**  
**Jilbert et al.** (45) **Date of Patent:** **\*\* \*Jul. 17, 2018**

(54) **CANOPY FOR AN AERIAL WORK PLATFORM**

D772,954 S \* 11/2016 Harms ..... D15/28  
D776,724 S \* 1/2017 Harms ..... D15/30  
D777,218 S \* 1/2017 Harms ..... D15/30  
D797,160 S \* 9/2017 Yeu ..... D15/30  
D797,814 S \* 9/2017 Hashimoto ..... D15/28

(71) Applicant: **JCB ACCESS LIMITED**, Uttoxeter (GB)

(Continued)

(72) Inventors: **Samuel John Jilbert**, Uttoxeter (GB); **Louis Gospel**, Uttoxeter (GB); **Ben Watson**, Uttoxeter (GB)

FOREIGN PATENT DOCUMENTS

CN 304042998 \* 2/2017

(73) Assignee: **JCB ACCESS LIMITED**, Uttoxeter (GB)

OTHER PUBLICATIONS

(\* ) Notice: This patent is subject to a terminal disclaimer.

<https://www.youtube.com/watch?v=SbkDOyfnED8> uploaded Mar. 10, 2017 (Year: 2017).\*

(Continued)

(\*\*) Term: **15 Years**

*Primary Examiner* — Susan Bennett Hattan

*Assistant Examiner* — Leanne Was-Englehart

(21) Appl. No.: **29/596,261**

(74) *Attorney, Agent, or Firm* — Marshall, Gerstein & Borun LLP

(22) Filed: **Mar. 7, 2017**

(51) **LOC (11) Cl.** ..... **12-05**

(52) **U.S. Cl.**  
USPC ..... **D15/30**

(58) **Field of Classification Search**  
USPC ..... D15/10, 11, 15, 17, 22, 23, 25, 26, 28, D15/30; D25/3, 16, 31, 56  
CPC ..... E02F 9/18; E02F 9/163; E02F 3/00; E02F 3/32; E02F 3/34; E02F 3/40; E02F 3/76; F01N 13/001; F01N 2590/08; B66F 11/04; B66F 11/046  
See application file for complete search history.

(57) **CLAIM**

The ornamental design for a canopy for an aerial work platform, as shown and described.

**DESCRIPTION**


FIG. 1 is a right-side, back, and top view of a canopy for an aerial work platform, showing the new design.  
FIG. 2 is a top plan view of the canopy for an aerial work platform.  
FIG. 3 is a front elevation of the canopy for an aerial work platform.  
FIG. 4 is a right-side elevation of the canopy for an aerial work platform.  
FIG. 5 is a left-side elevation of the canopy for an aerial work platform.  
FIG. 6 is a rear elevation of the canopy for an aerial work platform; and,  
FIG. 7 is an underside plan view of the canopy for an aerial work platform.

(56) **References Cited**

U.S. PATENT DOCUMENTS

D241,334 S \* 9/1976 Howard ..... 52/82  
D275,888 S \* 10/1984 Lauer ..... D25/1  
5,669,517 A \* 9/1997 Donaldson ..... B66F 11/046  
212/196  
6,119,882 A \* 9/2000 Crook ..... B60B 35/003  
180/433  
D487,575 S \* 3/2004 Wetzel ..... D15/33  
D738,403 S \* 9/2015 Imashige ..... D15/22

**1 Claim, 5 Drawing Sheets**



(56)

**References Cited**

U.S. PATENT DOCUMENTS

2009/0218173 A1\* 9/2009 Beeson ..... B66F 11/046  
187/234  
2011/0187152 A1\* 8/2011 Lin ..... B62D 33/06  
296/181.1  
2012/0241250 A1\* 9/2012 Eakin ..... B66F 11/044  
182/2.2  
2014/0251726 A1\* 9/2014 Ditty ..... F16L 3/015  
182/69.4  
2017/0291805 A1\* 10/2017 Hao ..... B60P 1/34

OTHER PUBLICATIONS

<https://www.youtube.com/watch?v=fxcPGv3LUrA> Uploaded Dec. 29, 2014 (Year: 2014).\*

<http://www.sinolifter.com/boom-lift/self-propelled-articulated-boom-lift.html> Uploaded Jun. 28, 2016 (Year: 2016).\*

<http://simscrane.com/local-jlg-aerial-work-platform-dealer/> Uploaded May 2016 (Year: 2016).\*

\* cited by examiner






Fig. 1




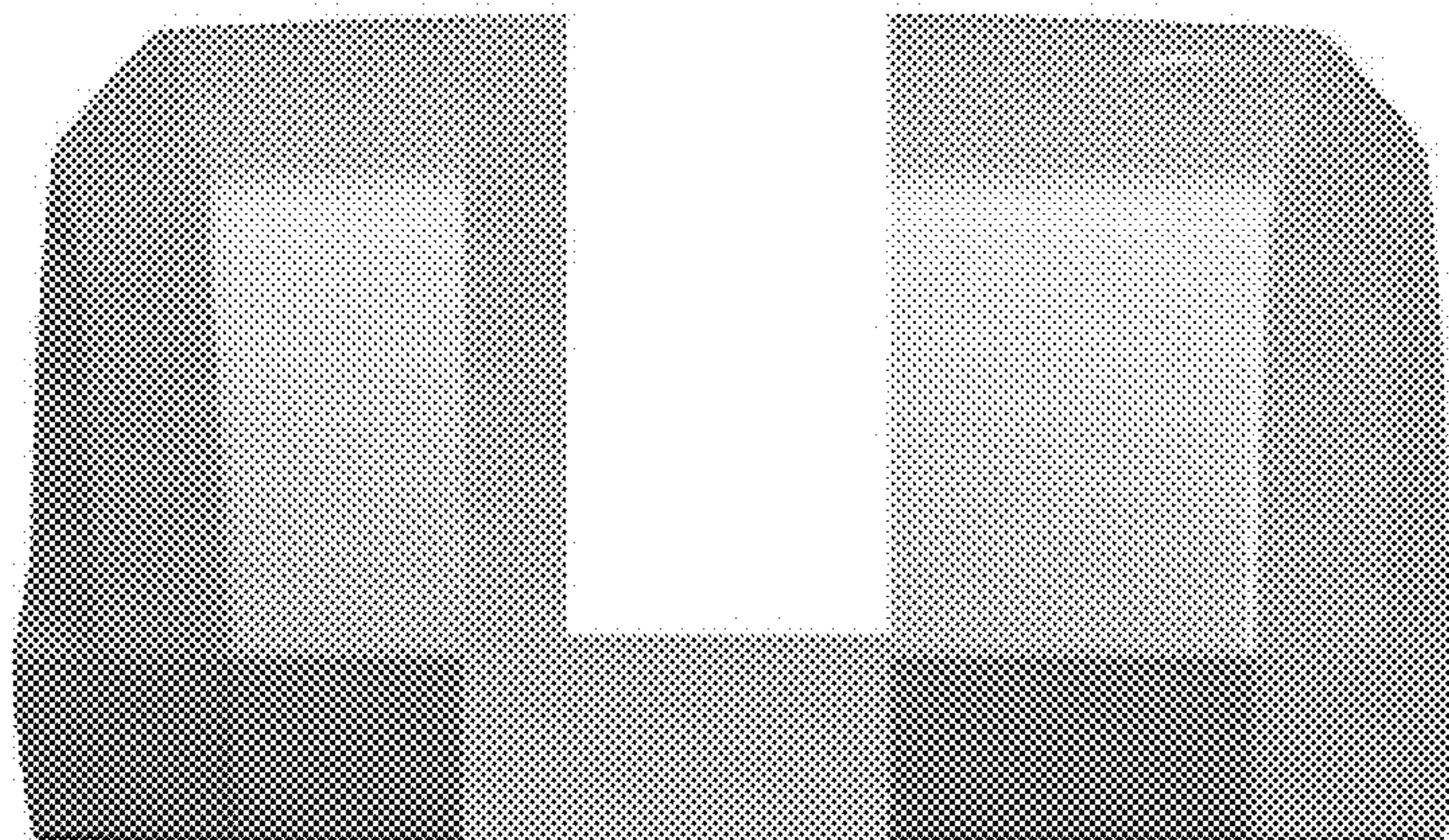


Fig. 2








Fig. 3




Fig. 4




Fig. 5






Fig. 6




Fig. 7