



US00D823338S

(12) **United States Design Patent**
Alonso Ruiz et al.

(10) **Patent No.:** **US D823,338 S**
(45) **Date of Patent:** **** Jul. 17, 2018**

(54) **DISPLAY SCREEN OR PORTION THEREOF WITH ANIMATED GRAPHICAL USER INTERFACE**

(71) Applicant: **Apple Inc.**, Cupertino, CA (US)

(72) Inventors: **Marcos Alonso Ruiz**, San Francisco, CA (US); **Patrick Lee Coffman**, San Francisco, CA (US); **Richard Dellinger**, San Jose, CA (US); **Stephen O. Lemay**, San Francisco, CA (US); **Brandon Walkin**, San Francisco, CA (US)

(73) Assignee: **Apple Inc.**, Cupertino, CA (US)

(**) Term: **15 Years**

(21) Appl. No.: **29/606,423**

(22) Filed: **Jun. 5, 2017**

(51) **LOC (11) Cl.** **14-04**

(52) **U.S. Cl.**
USPC **D14/488**

(58) **Field of Classification Search**

USPC D14/485-495; 345/1.1, 1.2, 2.1-2.3, 3.1, 345/902; 715/763, 810, 836, 837, 846, 715/847, 977

CPC G06F 3/048; G06F 3/0481; G06F 3/04812; G06F 3/04817; G06F 3/0482; G06F 3/0483; G06F 3/0484; G06F 3/04847; G06F 3/0485; G06F 3/04855; G06F 3/04886; G06Q 30/00; H03J 1/00; H03J 1/0008; H03J 1/0016; H03J 1/0025; H04N 5/00; H04N 5/08; H04N 5/14; H04N 5/222; H04N 5/225; H04N 5/232; H04N 5/445; H04N 5/44543; H04N 5/45; H04N 2005/44517; H04N 2005/44521; H04N 2005/44526; H04N 2005/4453; H04N

(Continued)

(56) **References Cited**

U.S. PATENT DOCUMENTS

D441,762 S * 5/2001 Mugura D14/486
D621,848 S 8/2010 Ordning
(Continued)

OTHER PUBLICATIONS

“How to Use Split Screen on iPad Pro.” ipadprouserguide.com. Mar. 7, 2017. Accessed Apr. 22, 2018. Available online at URL: <http://ipadprouserguide.com/use-split-screen-ipad-pro/>.*
(Continued)

Primary Examiner — Cathron C Brooks

Assistant Examiner — Christian P. McLean

(74) *Attorney, Agent, or Firm* — Sterne, Kessler, Goldstein & Fox P.L.L.C.

(57) **CLAIM**

The ornamental design for a display screen or portion thereof with animated graphical user interface, as shown and described.

DESCRIPTION

FIG. 1 is a front view of a display screen or portion thereof with animated graphical user interface showing the claimed design;

FIG. 2 is a second image thereof;

FIG. 3 is a third image thereof;

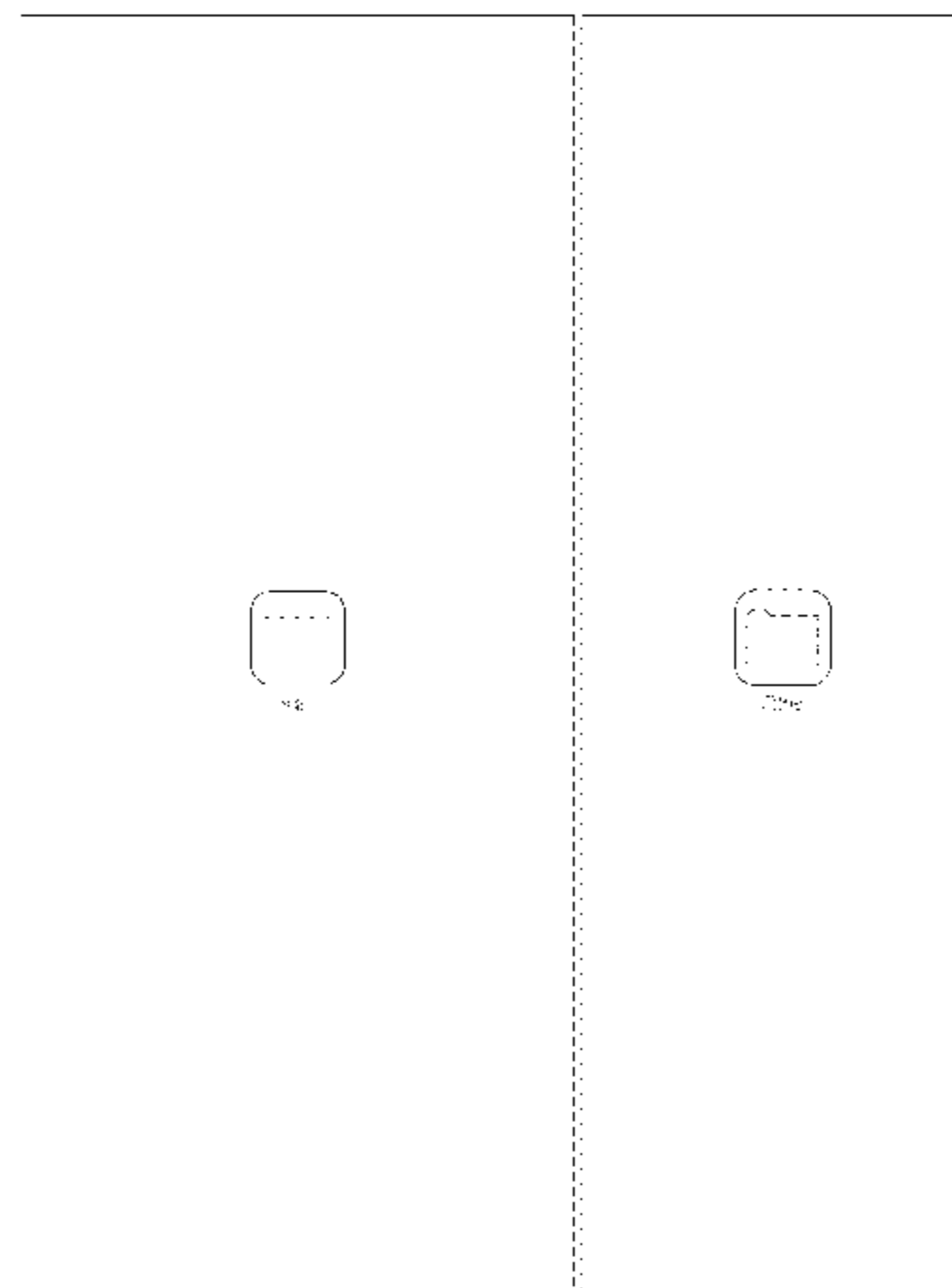
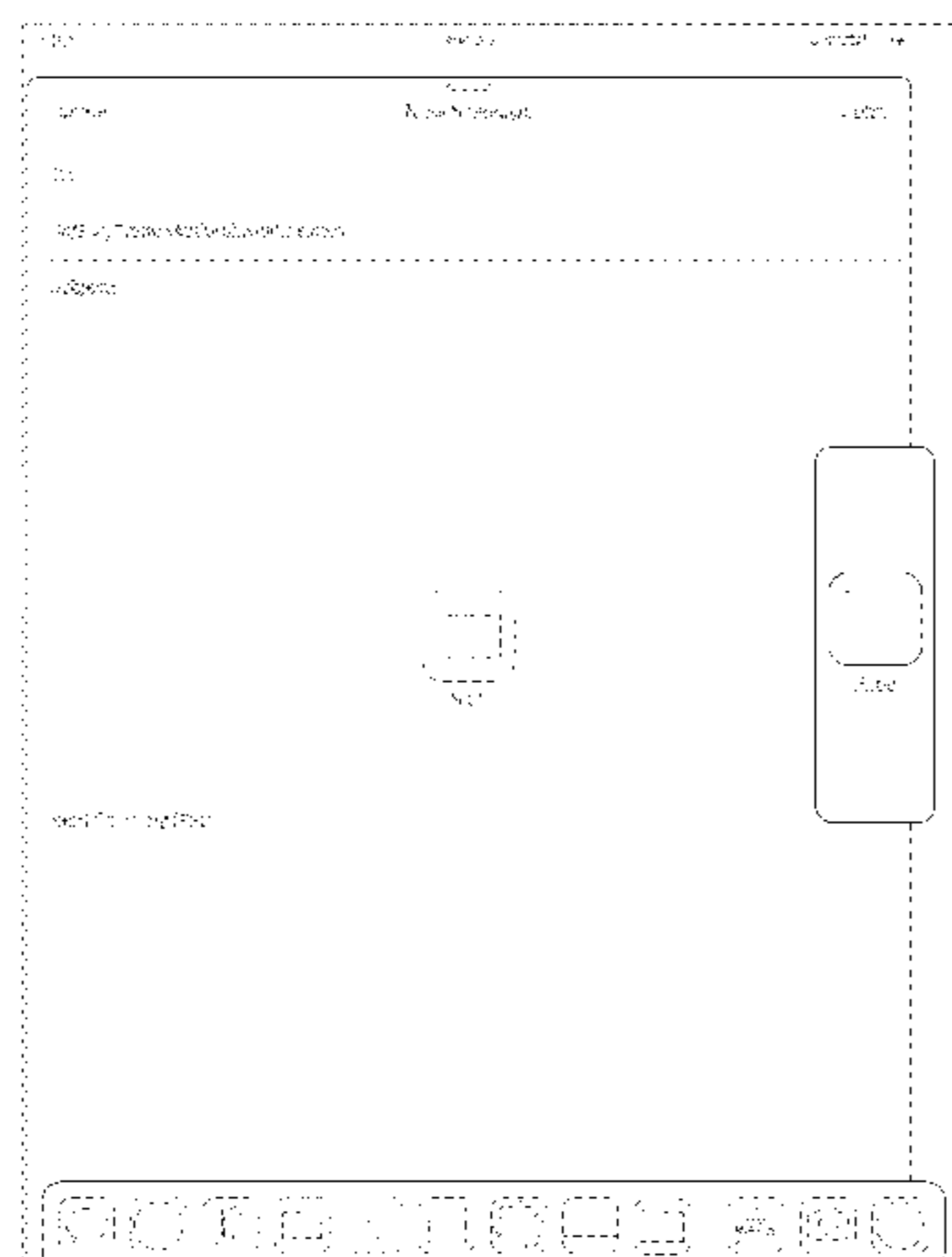
FIG. 4 is a fourth image thereof;

FIG. 5 is a fifth image thereof; and,

FIG. 6 is a sixth image thereof.

The outermost broken lines in the figures show a display screen or portion thereof, and form no part of the claimed design. The other broken lines in the figures show portions of the animated graphical user interface that form no part of the claimed design.

(Continued)



The appearance of the animated image sequentially transitions between the images shown in FIGS. 1-6. The process or period in which one image transitions to another forms no part of the claimed design.

1 Claim, 6 Drawing Sheets

(58) **Field of Classification Search**

CPC 2005/44534; H04N 2005/44539; H04N
2005/44547; H04N 2005/44556; H04N
2005/4456; H04N 2005/44565; H04N
2005/44569; H04N 2005/44573; H04N
21/00; H04N 21/234; H04N 21/431;
H04N 21/4312; H04N 21/4314; H04N
21/4316

See application file for complete search history.

(56) **References Cited**

U.S. PATENT DOCUMENTS

D670,714 S * 11/2012 Majeed D14/485
D716,836 S * 11/2014 Pai D14/487
9,122,365 B2 * 9/2015 Lee G06F 3/0485

D741,353 S 10/2015 Anzures et al.
D741,885 S * 10/2015 Gomez D14/486
D757,753 S * 5/2016 Jung D14/485
D759,062 S * 6/2016 Andersen D14/486
D762,671 S 8/2016 Chan et al.
D764,517 S * 8/2016 Bachman D14/486
D765,700 S * 9/2016 Federighi D14/486
D771,119 S 11/2016 Ording
D775,649 S 1/2017 Anzures et al.
D781,336 S * 3/2017 Butcher D14/486
D784,366 S * 4/2017 Lee D14/485
D784,393 S * 4/2017 Federighi D14/486
D785,649 S * 5/2017 van den Berg D14/486
D791,807 S * 7/2017 Smith D14/486
D794,041 S 8/2017 Jon et al.
D797,138 S * 9/2017 Reiter D14/487
D804,493 S * 12/2017 Daniel H04L 51/046
D14/485
D804,510 S * 12/2017 Federighi D14/486

OTHER PUBLICATIONS

“Introducing Parallels Access.” YouTube.com. 0:29-0:32. Published Aug. 27, 2013. Accessed Apr. 22, 2018. Available online at URL: <https://www.youtube.com/watch?time_continue=39&v=qqd_TT67r3c>.*

* cited by examiner



FIG. 1

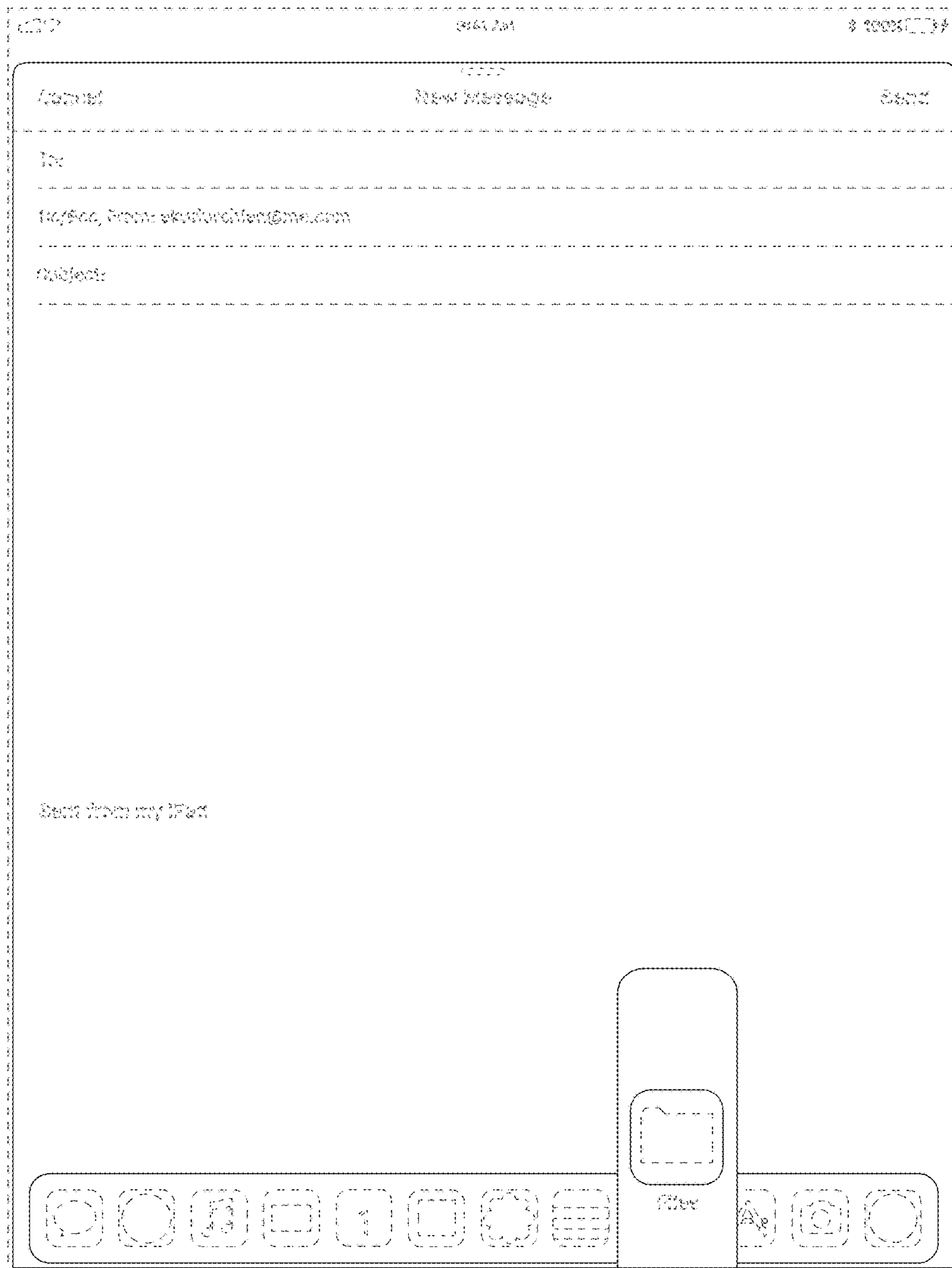


FIG. 2

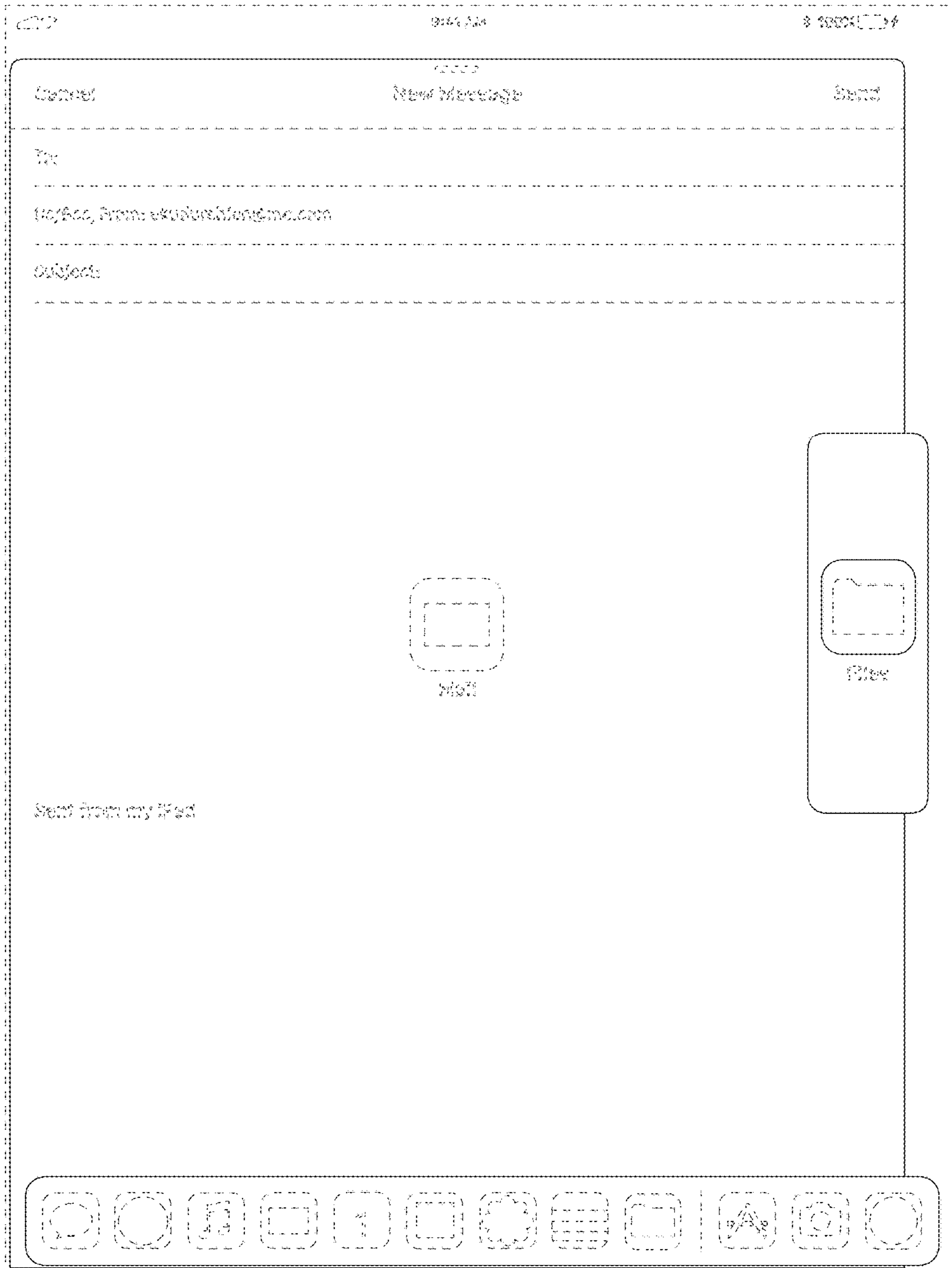


FIG. 3

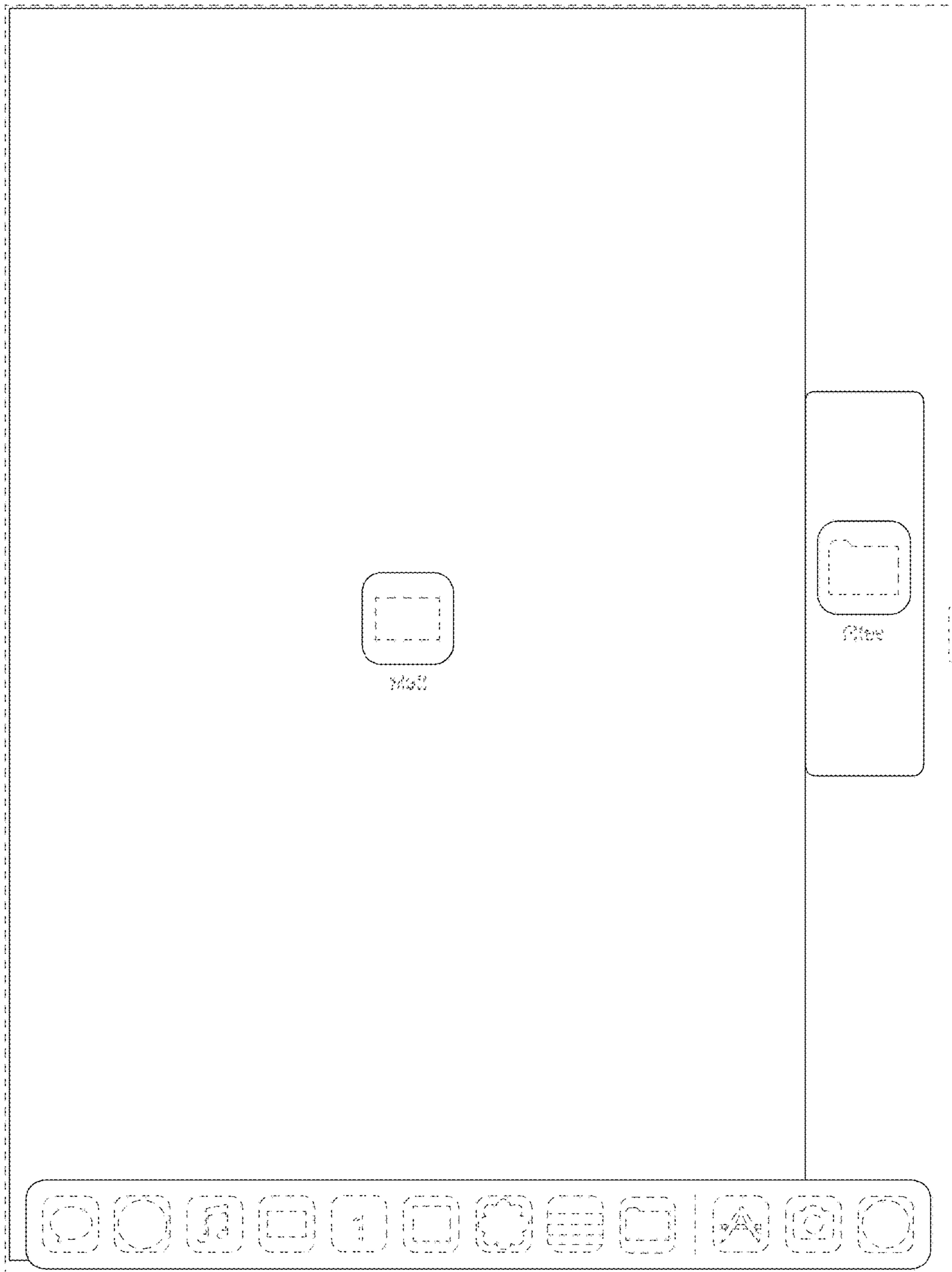


FIG. 4

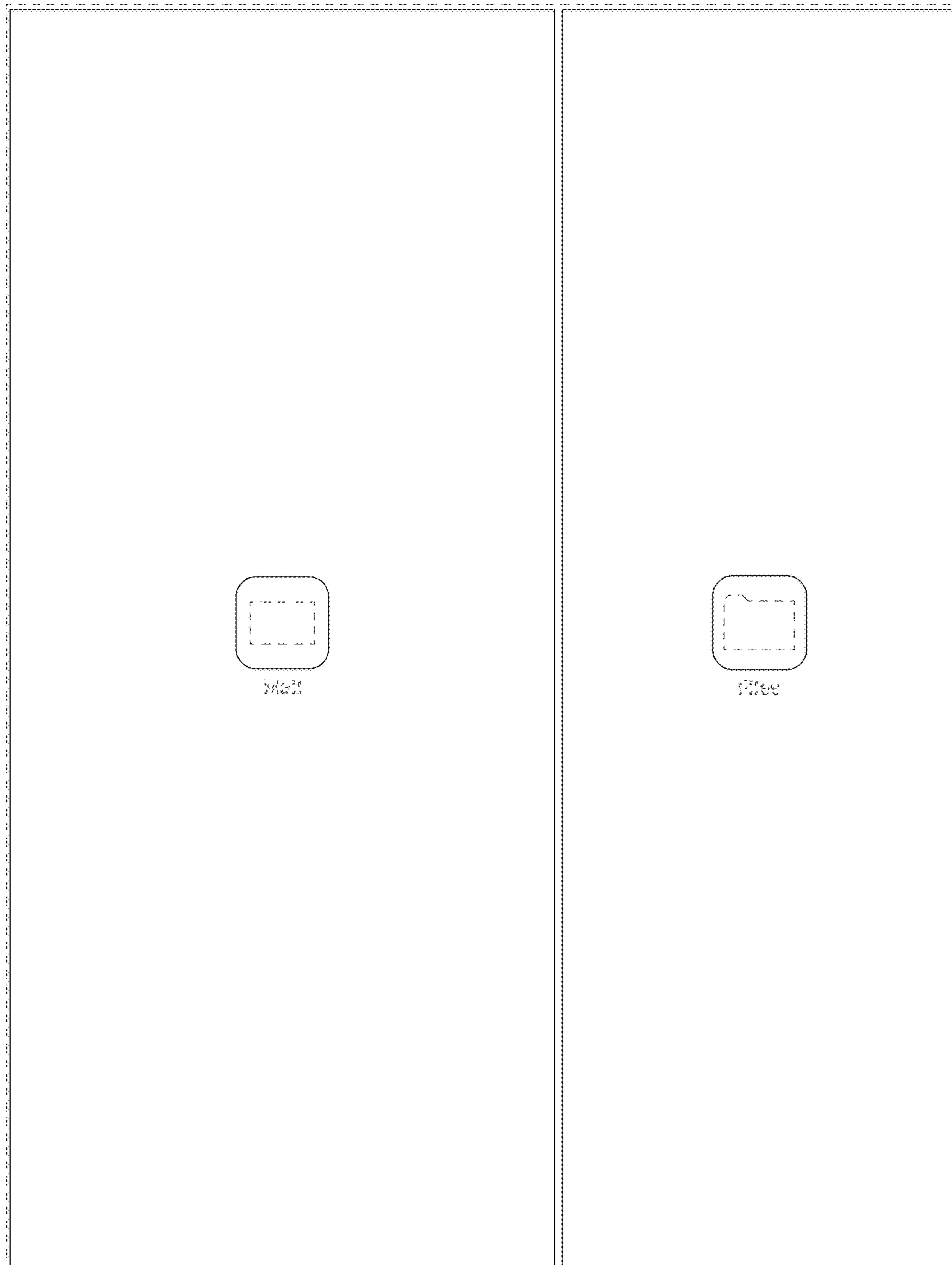


FIG. 5

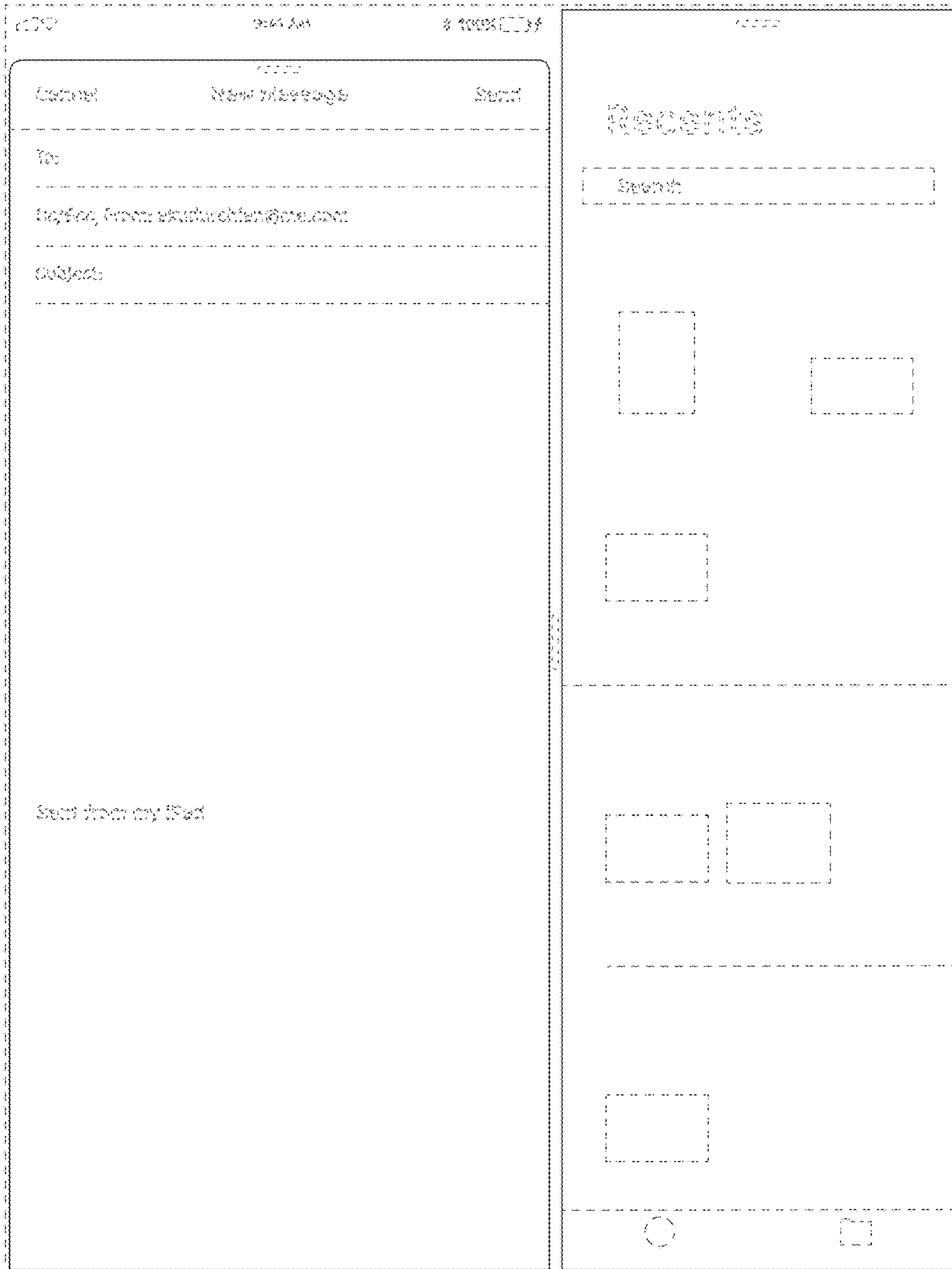


FIG. 6