



US00D823309S

(12) **United States Design Patent**
Nishizawa

(10) **Patent No.:** **US D823,309 S**
(45) **Date of Patent:** **** Jul. 17, 2018**

(54) **CASE WITH ELECTRONIC DEVICE**

(71) Applicant: **Wacom Co., Ltd.**, Kazo-shi, Saitama (JP)

(72) Inventor: **Naoya Nishizawa**, Setagaya-ku (JP)

(73) Assignee: **Wacom Co., Ltd.**, Kazo-shi (JP)

(**) Term: **15 Years**

(21) Appl. No.: **29/553,969**

(22) Filed: **Feb. 5, 2016**

(30) **Foreign Application Priority Data**

Aug. 6, 2015 (JP) 2015-017499

(51) **LOC (11) Cl.** **14-02**

(52) **U.S. Cl.**
USPC **D14/440**

(58) **Field of Classification Search**
USPC D14/440, 250, 447, 341, 300, 429;
206/45.23, 320, 45.2; 361/679.55;
294/25; 224/218
CPC ... G06F 1/1628; G06F 1/1626; A47B 23/044;
H04B 1/3888
See application file for complete search history.

(56) **References Cited**

U.S. PATENT DOCUMENTS

D356,120 S *	3/1995	Allen	D21/335
D364,191 S *	11/1995	Allen	D21/335
D467,429 S *	12/2002	Bone	D3/294
D658,187 S *	4/2012	Diebel	G06F 1/1628 D14/440
D658,188 S *	4/2012	Diebel	D14/440
D658,877 S *	5/2012	Janus	D3/301
D663,304 S *	7/2012	Akana	D14/440
D672,781 S *	12/2012	Lu	D14/440
D675,625 S *	2/2013	Hasbrook	D14/440
D678,260 S *	3/2013	Bau	D14/132
D679,279 S *	4/2013	Yang	D14/440

D679,715 S *	4/2013	Akana	D14/440
D681,641 S *	5/2013	Van Den Nieuwenhuizen	D14/440
D687,438 S *	8/2013	Lu	D14/440
D691,142 S *	10/2013	Diebel	D14/440
D692,432 S *	10/2013	Liu	D14/440
D696,253 S *	12/2013	Akana	D14/345
D696,669 S *	12/2013	Akana	D14/440

(Continued)

FOREIGN PATENT DOCUMENTS

JP	D1407709 S	2/2014
JP	D1498179 S	5/2014
TW	D111407	6/2006

OTHER PUBLICATIONS

“Airpen User Guide 2.0,” Pentel Inc., Nov. 2007, <<http://www.airpen.jp>>, 35 pages.

Primary Examiner — Cynthia R Underwood
(74) *Attorney, Agent, or Firm* — Christensen O’Connor Johnson Kindness PLLC

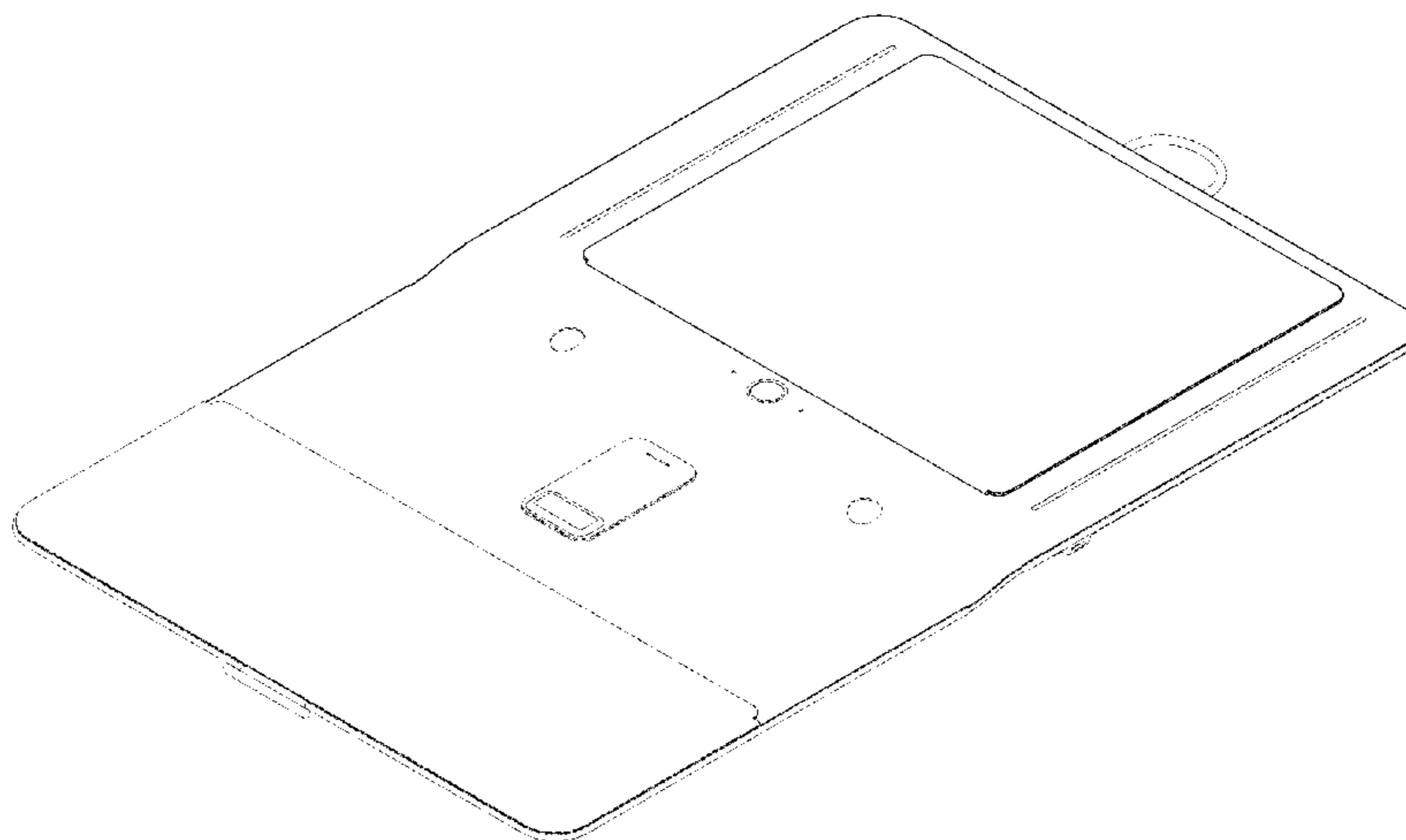
(57) **CLAIM**

The ornamental design for an case with electronic device, as shown and described.

DESCRIPTION

FIG. 1 is a front perspective view of an case with electronic device according to my new design;
FIG. 2 is a back perspective view thereof;
FIG. 3 is a front view thereof;
FIG. 4 is a back view thereof;
FIG. 5 is a top view thereof;
FIG. 6 is a bottom view thereof;
FIG. 7 is a left view thereof; and,
FIG. 8 is a right side view thereof.
The broken lines show portions of the case with electronic device which form no part of the claimed design.

1 Claim, 6 Drawing Sheets



(56)

References Cited

U.S. PATENT DOCUMENTS

8,766,921 B2 *	7/2014	Ballagas	G06F 1/1626	345/168
D713,848 S *	9/2014	Akana	D14/440	
D714,791 S *	10/2014	Liu	D14/440	
D726,731 S *	4/2015	Kim	D14/440	
D741,867 S *	10/2015	Liu	D14/440	
D761,798 S *	7/2016	Lee	D14/440	
D762,218 S *	7/2016	Sirichai	D14/440	
D763,264 S *	8/2016	Smith	D14/440	
D765,663 S *	9/2016	Shih	D14/440	
D770,457 S *	11/2016	Massucco	D14/440	
D772,880 S *	11/2016	Corcoran	D14/440	
D779,494 S *	2/2017	Hallier	D14/252	
D784,348 S *	4/2017	Zhang	D14/440	
D792,884 S *	7/2017	Nyholm	D14/440	
D808,394 S *	1/2018	Lakraa	D14/440	
D810,073 S *	2/2018	Bae	D14/341	
2009/0107858 A1 *	4/2009	Huang	A45C 9/00	206/214
2009/0201254 A1 *	8/2009	Rais	G06F 1/1613	345/168
2012/0308981 A1 *	12/2012	Libin	G09B 3/00	434/362
2013/0015088 A1 *	1/2013	Wu	A45C 11/00	206/320
2013/0020216 A1 *	1/2013	Chiou	G06F 1/1626	206/320
2013/0048520 A1 *	2/2013	Garrett	A45F 5/00	206/320
2013/0214661 A1 *	8/2013	McBroom	G06F 1/1667	312/325
2013/0233762 A1 *	9/2013	Balaji	B65D 25/00	206/736
2013/0241381 A1 *	9/2013	Hynecek	H05K 5/0217	312/240
2013/0264459 A1 *	10/2013	McCosh	G06F 1/1626	248/688
2015/0296060 A1 *	10/2015	Gu	H04M 1/0235	455/575.4
2015/0296068 A1 *	10/2015	Chin	G06F 1/1628	455/575.8

* cited by examiner

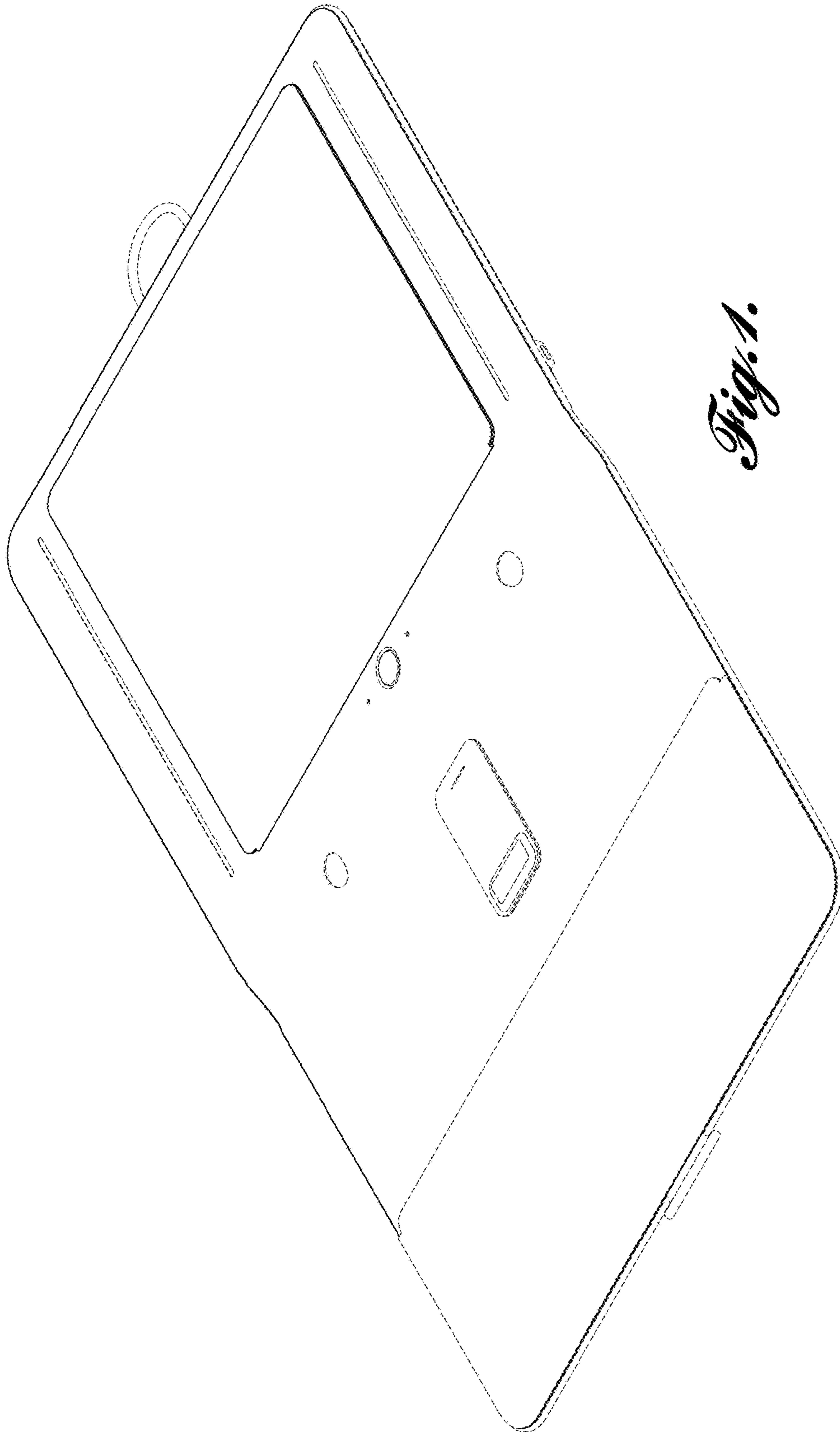


Fig. 1.

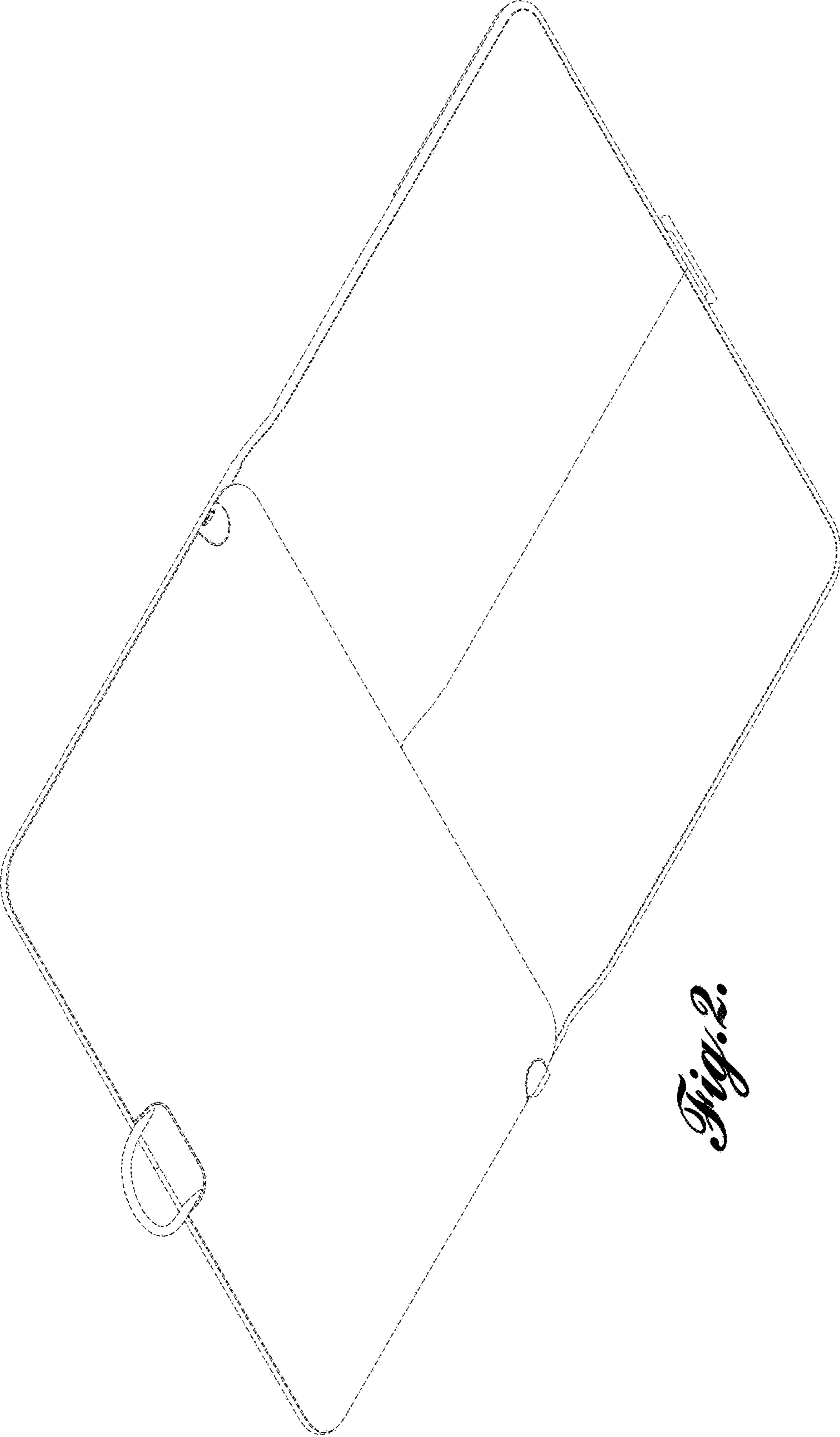


Fig. 2.

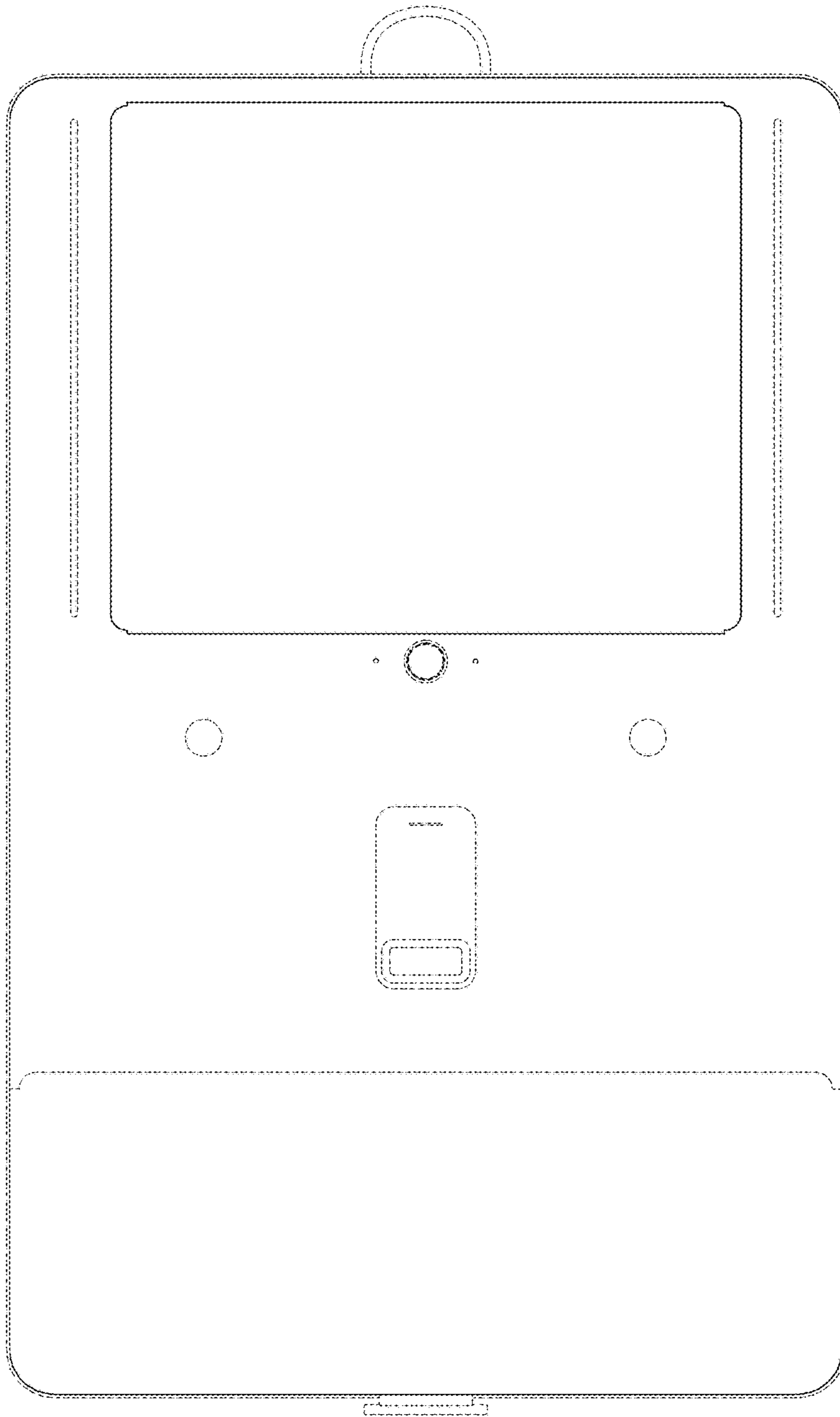


Fig. 3.




Fig. 4.




Fig. 5.




Fig. 6.

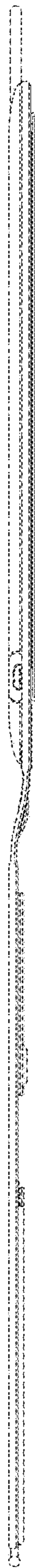


Fig. 7.

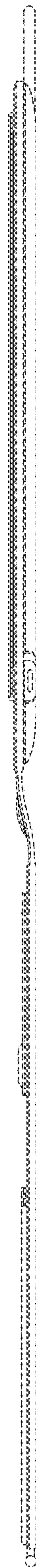


Fig. 8.