

US00D823294S

(12) **United States Design Patent**
Kim et al.

(10) **Patent No.:** **US D823,294 S**
(45) **Date of Patent:** **** Jul. 17, 2018**

(54) **CASE FOR A CELLULAR PHONE**

(71) Applicant: **MODNE INC.**, Cerritos, CA (US)

(72) Inventors: **Woo Jin Kim**, Fullerton, CA (US);
Judy Jahey Chung, Anaheim, CA (US);
Ki Dong Kwon, Glendale, CA (US);
Tae Hun Kim, Irvine, CA (US);
Hyun Joo Lee, Fullerton, CA (US); **Joo Young Yoon**, Seoul (KR); **Hong Jin Park**, Suwon-si (KR)

(73) Assignee: **MODNE INC.**, Cerritos, CA (US)

(**) Term: **15 Years**

(21) Appl. No.: **29/582,483**

(22) Filed: **Oct. 28, 2016**

(51) **LOC (11) Cl.** **14-03**

(52) **U.S. Cl.**
USPC **D14/250**

(58) **Field of Classification Search**
USPC D3/201, 218, 247, 269, 273, 301, 303;
D13/103, 107, 108, 119;
D14/203.3-203.7, 217, 238.1, 247, 248,
D14/250, 251-253, 269, 273, 301, 303,
D14/440
CPC H04B 1/3888; H04M 1/0283; H04M
1/0202; A45C 1/06; A45C 2011/002;
A45C 23/02; A45C 11/00; A45F
2005/028; A45F 2200/0525; A45F
2200/0516
See application file for complete search history.

D696,239 S * 12/2013 Murchison D14/250
D699,715 S * 2/2014 Fitzgerald D14/250
D703,199 S * 4/2014 Smith D14/250
D707,670 S * 6/2014 Chang D14/250
D709,868 S * 7/2014 Witter D14/250
D710,346 S * 8/2014 Smith D14/250
D716,784 S * 11/2014 Wen D14/250
D721,358 S * 1/2015 Pickett D14/250
D721,694 S * 1/2015 Lee D14/250
D735,182 S * 7/2015 Watkins D14/250
D741,844 S * 10/2015 Rayner D14/250
D744,995 S * 12/2015 Lerenthal D14/250
D746,275 S * 12/2015 Mohammad D14/250
D753,099 S * 4/2016 Kim D14/250
D756,343 S * 5/2016 Wall D14/250
D756,911 S * 5/2016 Gupta D13/103
D759,004 S * 6/2016 Stevinson D14/250
D761,239 S * 7/2016 Kim D14/250
D763,841 S * 8/2016 Kim D14/250
D763,842 S * 8/2016 Chang D14/250
D765,632 S * 9/2016 Northrup D14/250

* cited by examiner

Primary Examiner — Susan E Krakower
Assistant Examiner — L. A. Grabenstetter

(57) **CLAIM**

The ornamental design for a case for a cellular phone, as shown and described.

DESCRIPTION

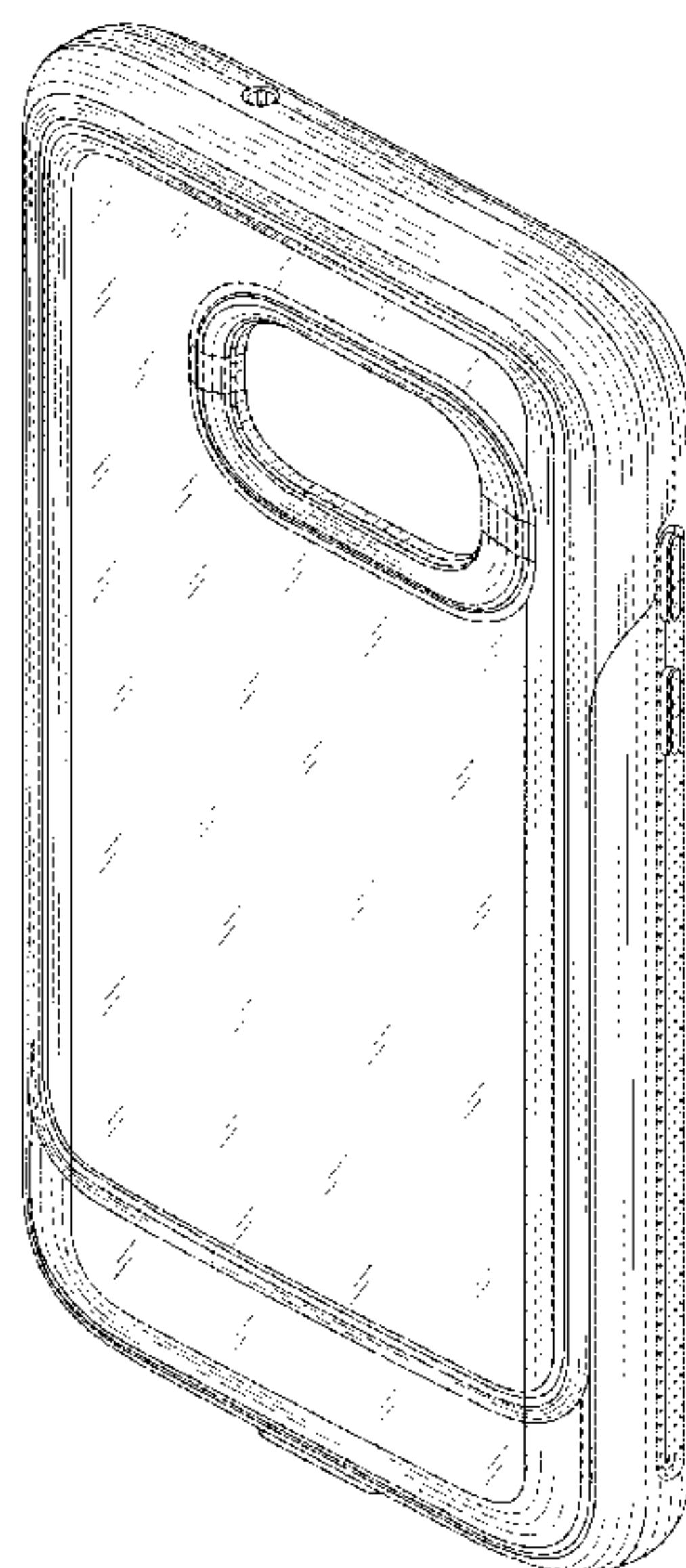
FIG. 1 is a front perspective view of a case for a cellular phone showing our new design;
FIG. 2 is a front view thereof;
FIG. 3 is a rear view thereof;
FIG. 4 is a left side view thereof;
FIG. 5 is a right side view thereof;
FIG. 6 is a top view thereof;
FIG. 7 is a bottom view thereof; and,
FIG. 8 is a rear perspective view thereof.

1 Claim, 7 Drawing Sheets

(56) **References Cited**

U.S. PATENT DOCUMENTS

D637,591 S * 5/2011 Willes D14/250
D638,411 S * 5/2011 Willes D14/250
D676,840 S * 2/2013 Chang D14/250



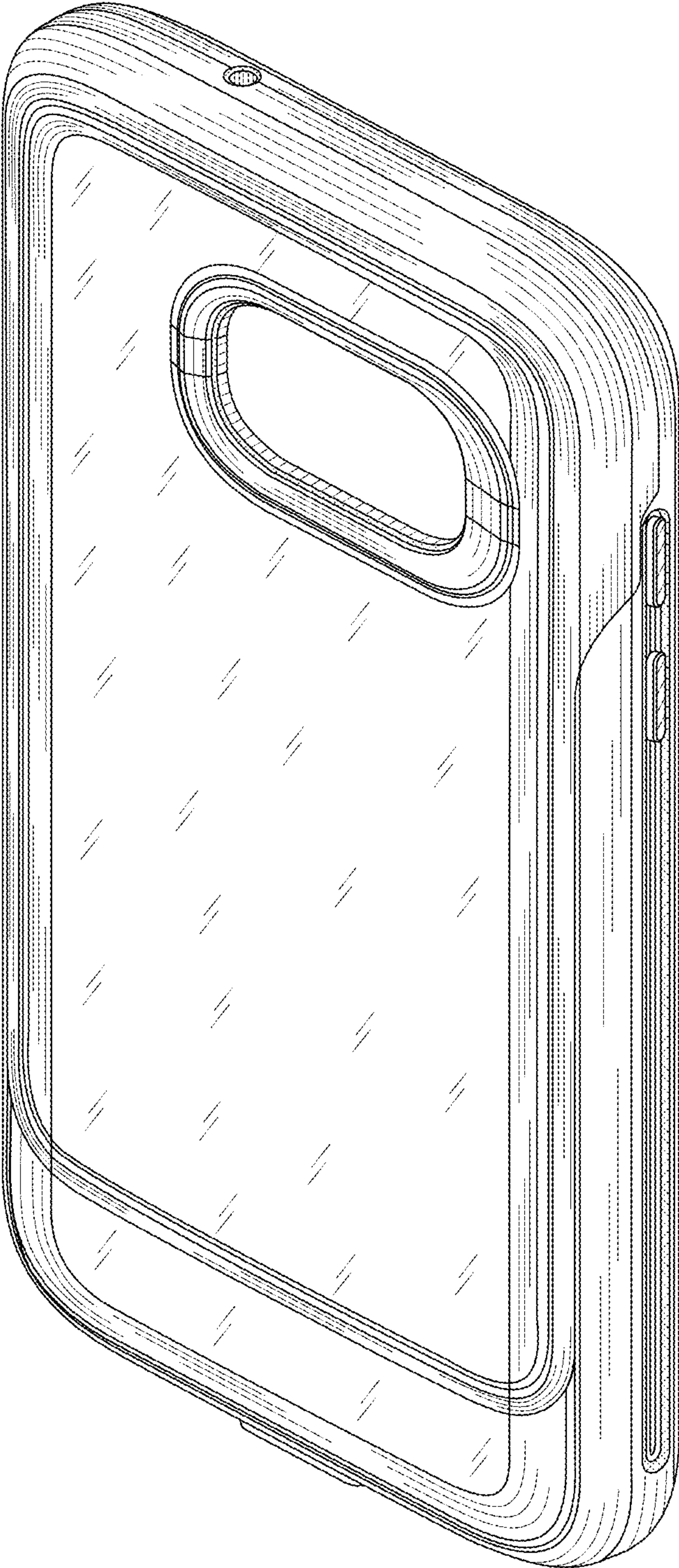


FIG. 1

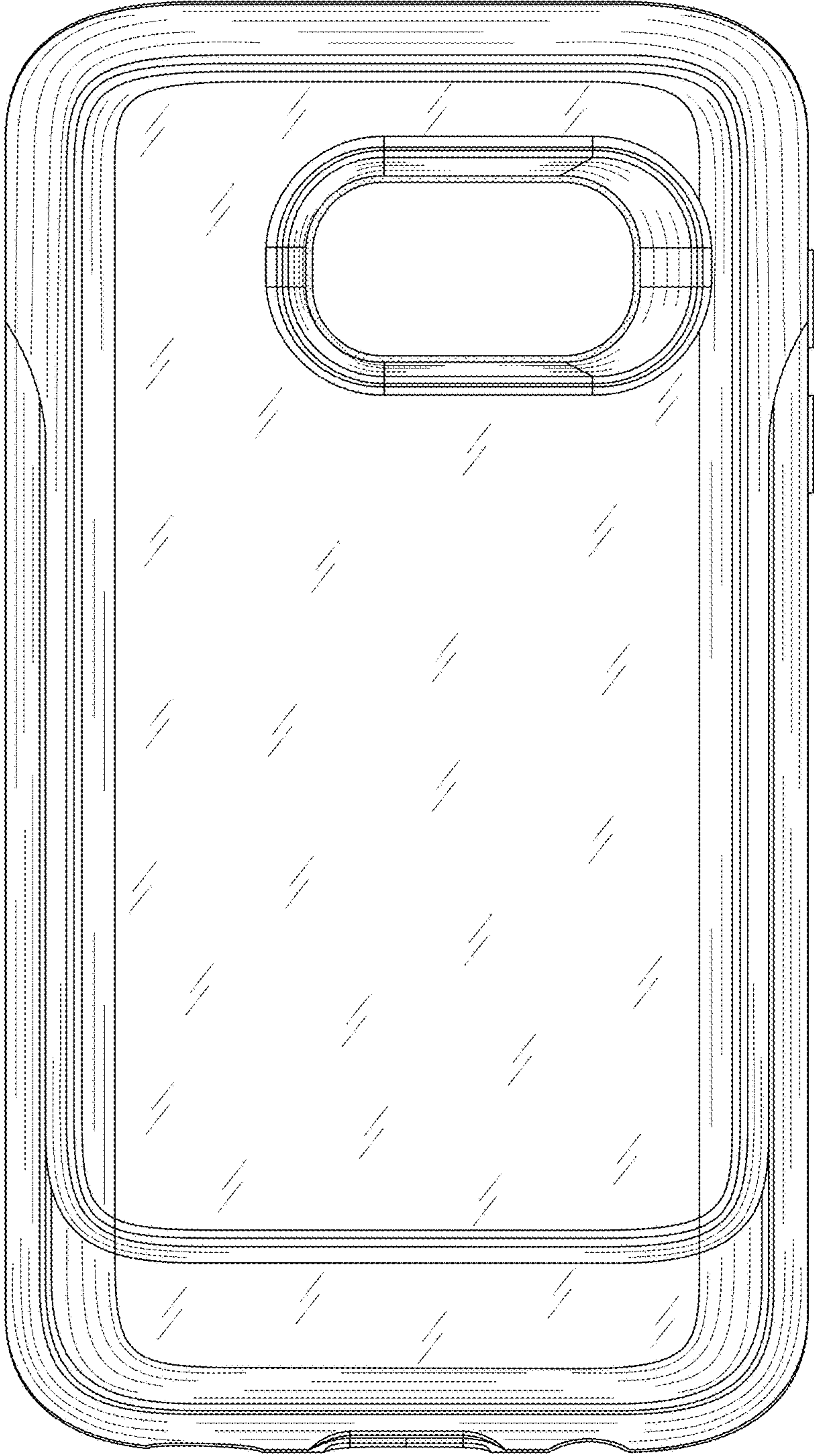


FIG. 2

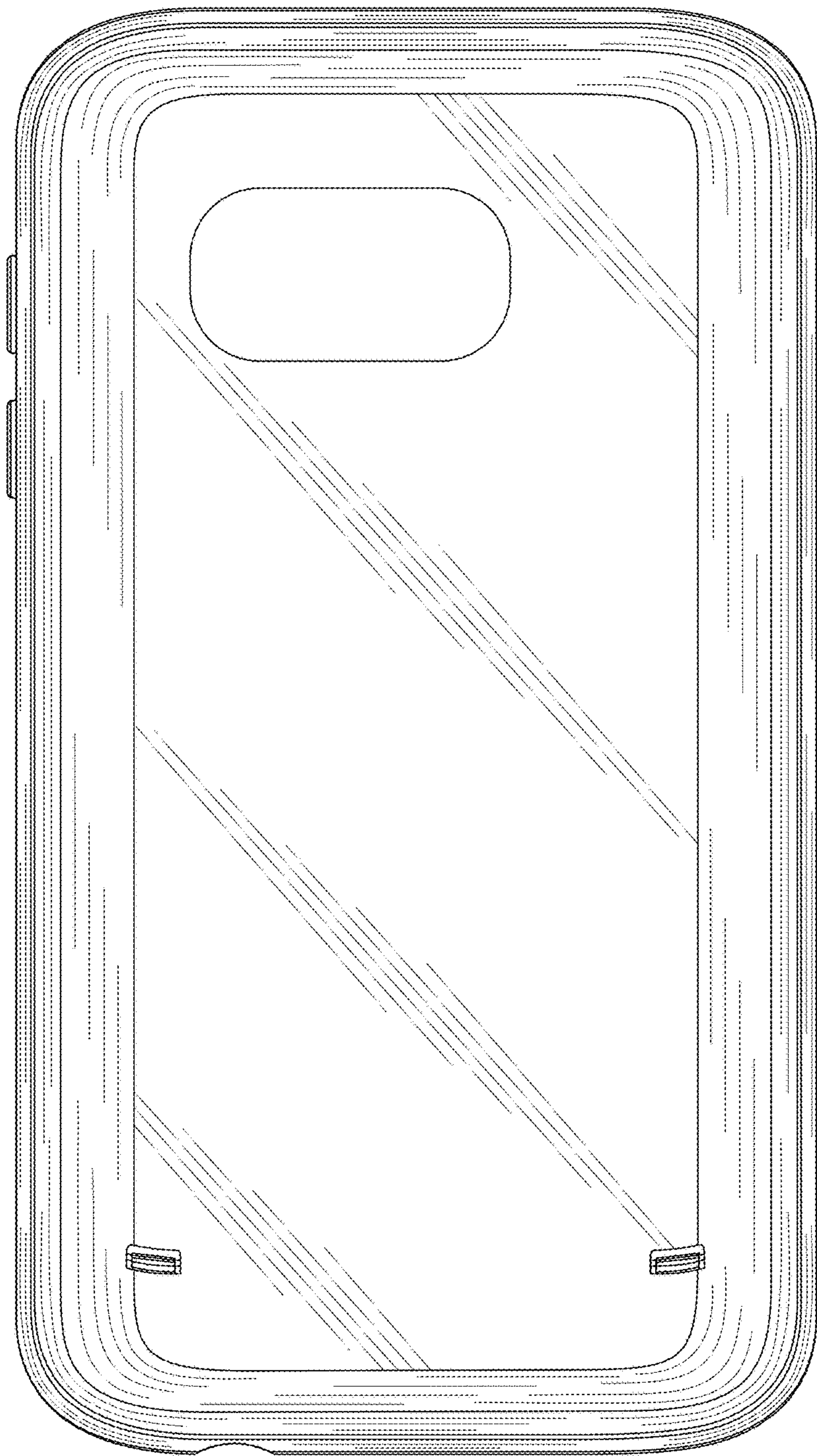


FIG. 3




FIG. 4




FIG. 5




FIG. 6

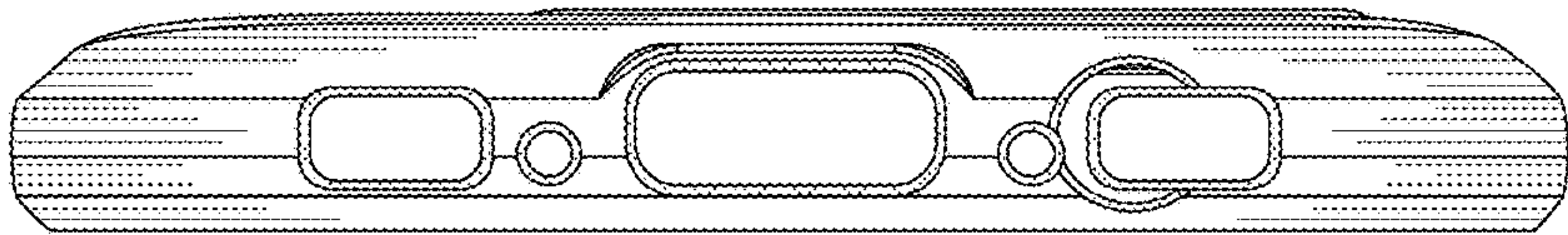


FIG. 7

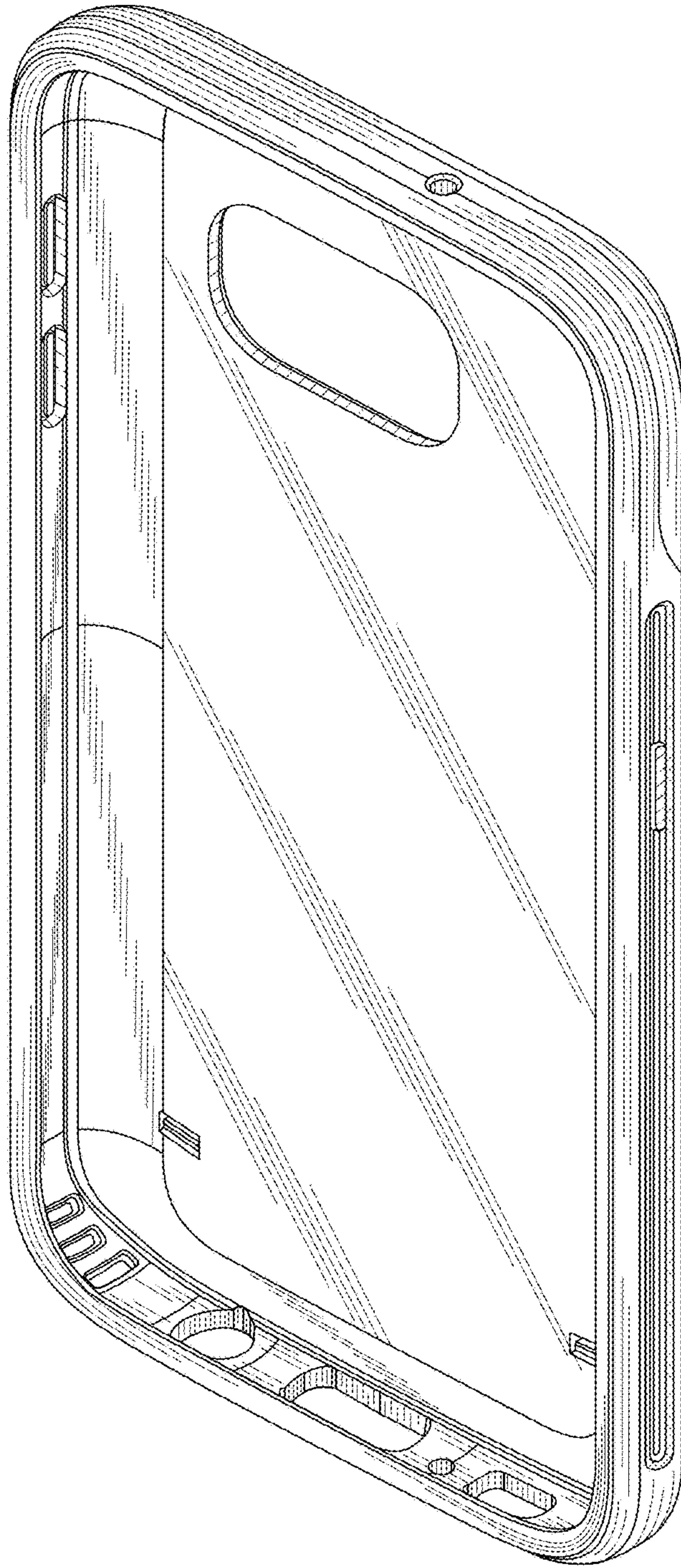


FIG. 8